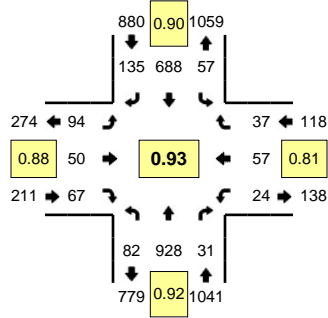
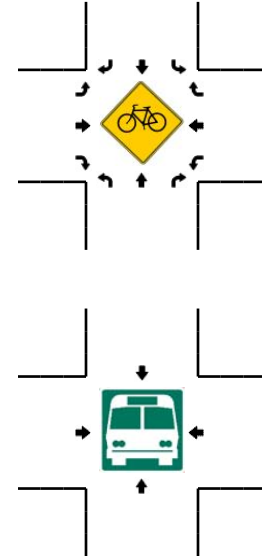
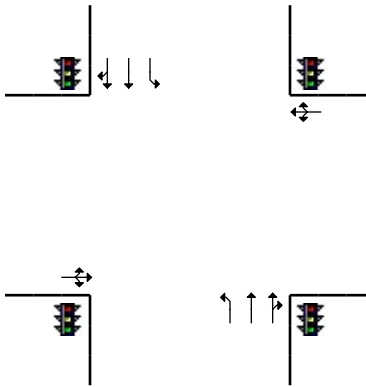
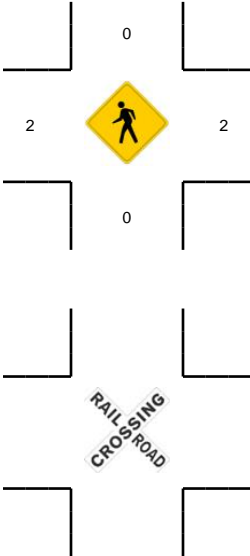
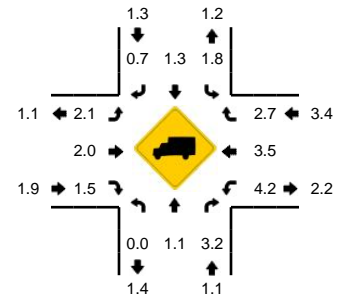


LOCATION: NE Andresen Rd -- NE 58th St
CITY/STATE: Vancouver, WA

QC JOB #: 10396308
DATE: 12/3/2008



Peak-Hour: 4:20 PM -- 5:20 PM
Peak 15-Min: 5:05 PM -- 5:20 PM



| 5-Min Count Period Beginning At | NE Andresen Rd (Northbound) | | | | NE Andresen Rd (Southbound) | | | | NE 58th St (Eastbound) | | | | NE 58th St (Westbound) | | | | Total | Hourly Totals |
|---------------------------------|-----------------------------|------|-------|---|-----------------------------|------|-------|---|------------------------|------|-------|---|------------------------|------|-------|---|-------|---------------|
| | Left | Thru | Right | U | Left | Thru | Right | U | Left | Thru | Right | U | Left | Thru | Right | U | | |
| 4:00 PM | 11 | 103 | 2 | 0 | 4 | 75 | 9 | 0 | 5 | 6 | 1 | 0 | 1 | 6 | 5 | 0 | 228 | |
| 4:05 PM | 6 | 81 | 4 | 0 | 1 | 59 | 8 | 0 | 6 | 3 | 3 | 0 | 2 | 2 | 4 | 0 | 179 | |
| 4:10 PM | 9 | 64 | 2 | 0 | 5 | 55 | 9 | 0 | 3 | 2 | 6 | 0 | 1 | 3 | 7 | 0 | 166 | |
| 4:15 PM | 5 | 62 | 6 | 0 | 5 | 70 | 9 | 0 | 5 | 0 | 5 | 0 | 2 | 3 | 4 | 0 | 176 | |
| 4:20 PM | 3 | 53 | 0 | 0 | 9 | 64 | 15 | 0 | 6 | 6 | 6 | 0 | 1 | 1 | 3 | 0 | 167 | |
| 4:25 PM | 7 | 90 | 1 | 0 | 4 | 53 | 19 | 0 | 9 | 4 | 5 | 0 | 0 | 3 | 3 | 0 | 198 | |
| 4:30 PM | 8 | 79 | 4 | 0 | 3 | 51 | 12 | 0 | 13 | 6 | 7 | 0 | 2 | 4 | 0 | 0 | 189 | |
| 4:35 PM | 6 | 57 | 1 | 0 | 6 | 52 | 16 | 0 | 5 | 4 | 2 | 0 | 2 | 9 | 4 | 0 | 164 | |
| 4:40 PM | 4 | 80 | 5 | 0 | 2 | 73 | 11 | 0 | 2 | 0 | 8 | 0 | 3 | 9 | 1 | 0 | 198 | |
| 4:45 PM | 10 | 79 | 3 | 0 | 4 | 46 | 7 | 0 | 11 | 4 | 8 | 0 | 2 | 6 | 3 | 0 | 183 | |
| 4:50 PM | 3 | 82 | 2 | 0 | 7 | 61 | 12 | 0 | 8 | 4 | 7 | 0 | 3 | 3 | 5 | 0 | 197 | |
| 4:55 PM | 11 | 76 | 1 | 0 | 3 | 52 | 5 | 0 | 8 | 1 | 5 | 0 | 4 | 4 | 4 | 0 | 174 | 2219 |
| 5:00 PM | 8 | 80 | 4 | 0 | 6 | 44 | 6 | 0 | 7 | 7 | 5 | 0 | 3 | 1 | 1 | 0 | 172 | 2163 |
| 5:05 PM | 7 | 83 | 3 | 0 | 3 | 68 | 13 | 0 | 9 | 2 | 3 | 0 | 1 | 8 | 2 | 0 | 202 | 2186 |
| 5:10 PM | 14 | 89 | 2 | 0 | 4 | 62 | 8 | 0 | 7 | 5 | 4 | 0 | 1 | 7 | 4 | 0 | 207 | 2227 |
| 5:15 PM | 1 | 80 | 5 | 0 | 6 | 62 | 11 | 0 | 9 | 7 | 7 | 0 | 2 | 2 | 7 | 0 | 199 | 2250 |
| 5:20 PM | 10 | 63 | 4 | 0 | 9 | 35 | 10 | 0 | 11 | 5 | 6 | 0 | 1 | 5 | 4 | 0 | 163 | 2246 |
| 5:25 PM | 0 | 69 | 3 | 0 | 5 | 72 | 13 | 0 | 10 | 2 | 7 | 0 | 3 | 1 | 5 | 0 | 190 | 2238 |
| 5:30 PM | 13 | 80 | 7 | 0 | 6 | 53 | 6 | 0 | 9 | 1 | 9 | 0 | 2 | 2 | 2 | 0 | 190 | 2239 |
| 5:35 PM | 8 | 70 | 0 | 0 | 7 | 45 | 6 | 0 | 8 | 5 | 8 | 0 | 1 | 4 | 3 | 0 | 165 | 2240 |
| 5:40 PM | 1 | 58 | 2 | 0 | 4 | 74 | 15 | 0 | 8 | 0 | 9 | 0 | 1 | 3 | 3 | 0 | 178 | 2220 |
| 5:45 PM | 14 | 68 | 3 | 0 | 10 | 54 | 7 | 0 | 3 | 3 | 4 | 0 | 0 | 6 | 1 | 0 | 173 | 2210 |
| 5:50 PM | 12 | 55 | 2 | 0 | 5 | 44 | 12 | 0 | 8 | 4 | 4 | 0 | 1 | 3 | 1 | 0 | 151 | 2164 |
| 5:55 PM | 9 | 49 | 4 | 0 | 4 | 43 | 7 | 0 | 7 | 2 | 4 | 0 | 4 | 2 | 4 | 0 | 139 | 2129 |
| Peak 15-Min Flowrates | Northbound | | | | Southbound | | | | Eastbound | | | | Westbound | | | | Total | |
| All Vehicles | 88 | 1008 | 40 | 0 | 52 | 768 | 128 | 0 | 100 | 56 | 56 | 0 | 16 | 68 | 52 | 0 | 2432 | |
| Heavy Trucks | 0 | 0 | 0 | 0 | 0 | 8 | 0 | 0 | 0 | 0 | 4 | 0 | 4 | 0 | 0 | 0 | 16 | |
| Pedestrians | | 0 | | | | 0 | | | | 0 | | | | 4 | | | 4 | |
| Bicycles | | | | | | | | | | | | | | | | | | |
| Railroad | | | | | | | | | | | | | | | | | | |
| Stopped Buses | | | | | | | | | | | | | | | | | | |

Comments: