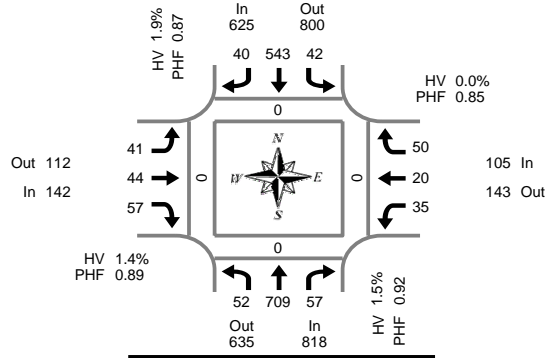


Total Vehicle Summary



Clay Carney
(503) 833-2740



NE 112th Ave & NE 9th St

11/9/2005

4:00 PM to 6:00 PM

5-Minute Interval Summary

4:00 PM to 6:00 PM

Interval Start Time	Northbound NE 112th Ave				Southbound NE 112th Ave				Eastbound NE 9th St				Westbound NE 9th St				Interval Total	Pedestrians Crosswalk			
	L	T	R	Bikes	L	T	R	Bikes	L	T	R	Bikes	L	T	R	Bikes		North	South	East	West
16:00	11	46	4	0	3	40	2	0	1	4	5	0	4	2	4	0	126	0	0	0	0
16:05	3	56	6	0	4	34	3	0	6	10	6	0	3	1	4	0	136	0	0	0	0
16:10	6	58	2	0	2	46	1	0	4	2	4	0	2	0	5	0	132	0	0	0	0
16:15	8	55	4	0	3	36	0	0	2	4	2	0	1	2	5	0	122	0	0	0	0
16:20	2	67	2	0	5	51	5	0	3	4	7	0	3	1	9	0	159	0	0	0	0
16:25	1	57	4	0	9	43	3	0	3	4	3	0	2	1	0	0	130	0	0	0	0
16:30	3	62	4	0	6	57	0	0	4	2	6	0	2	2	7	0	155	0	0	0	0
16:35	3	47	2	0	0	40	7	0	4	2	3	0	4	2	1	0	115	0	0	0	0
16:40	4	62	11	0	3	45	1	0	4	1	7	0	4	2	3	0	147	0	0	0	0
16:45	5	57	5	0	1	46	4	0	6	5	4	0	4	2	2	0	141	0	0	0	0
16:50	6	57	4	0	3	48	5	0	1	4	6	0	2	2	4	0	142	0	0	0	0
16:55	2	70	7	0	3	52	6	0	2	5	5	0	3	2	4	0	161	0	0	0	0
17:00	9	61	6	0	3	45	5	0	2	1	4	0	5	3	6	0	150	0	0	0	0
17:05	2	21	2	0	4	15	0	0	1	3	2	0	3	4	6	0	63	0	0	0	0
17:10	6	61	6	0	5	69	5	0	2	1	4	0	4	1	7	0	171	0	0	1	0
17:15	5	70	3	0	4	44	4	0	4	3	4	0	4	2	4	0	151	0	0	0	0
17:20	2	48	0	0	1	37	1	0	7	3	8	0	0	3	3	0	113	0	0	0	1
17:25	1	74	7	0	8	52	4	0	6	6	5	0	4	2	1	0	170	0	0	0	0
17:30	9	70	2	0	0	44	3	0	6	6	4	0	1	3	4	0	152	0	0	0	0
17:35	3	39	2	0	3	46	4	0	6	3	7	0	1	2	7	0	123	0	0	0	0
17:40	2	57	1	0	4	41	4	0	4	7	4	0	6	1	5	0	136	0	0	0	0
17:45	5	67	4	0	3	38	4	0	2	1	6	0	3	5	2	0	140	0	0	0	0
17:50	5	70	10	0	4	37	2	0	3	4	6	0	1	2	6	0	150	0	0	0	0
17:55	2	61	6	0	1	43	4	0	7	5	5	0	0	2	1	0	137	0	0	0	0
Total Survey	105	1,393	104	0	82	1,049	77	0	90	90	117	0	66	49	100	0	3,322	0	0	1	1

15-Minute Interval Summary

4:00 PM to 6:00 PM

Interval Start Time	Northbound NE 112th Ave				Southbound NE 112th Ave				Eastbound NE 9th St				Westbound NE 9th St				Interval Total	Pedestrians Crosswalk			
	L	T	R	Bikes	L	T	R	Bikes	L	T	R	Bikes	L	T	R	Bikes		North	South	East	West
16:00	20	160	12	0	9	120	6	0	11	16	15	0	9	3	13	0	394	0	0	0	0
16:15	11	179	10	0	17	130	8	0	8	12	12	0	6	4	14	0	411	0	0	0	0
16:30	10	171	17	0	9	142	8	0	12	5	16	0	10	6	11	0	417	0	0	0	0
16:45	13	184	16	0	7	146	15	0	9	14	15	0	9	6	10	0	444	0	0	0	0
17:00	17	143	14	0	12	129	10	0	5	5	10	0	12	8	19	0	384	0	0	1	0
17:15	8	192	10	0	13	133	9	0	17	12	17	0	8	7	8	0	434	0	0	0	1
17:30	14	166	5	0	7	131	11	0	16	16	15	0	8	6	16	0	411	0	0	0	0
17:45	12	198	20	0	8	118	10	0	12	10	17	0	4	9	9	0	427	0	0	0	0
Total Survey	105	1,393	104	0	82	1,049	77	0	90	90	117	0	66	49	100	0	3,322	0	0	1	1

Peak Hour Summary

4:05 PM to 5:05 PM

By Approach	Northbound NE 112th Ave				Southbound NE 112th Ave				Eastbound NE 9th St				Westbound NE 9th St				Total	Pedestrians Crosswalk			
	In	Out	Total	Bikes	In	Out	Total	Bikes	In	Out	Total	Bikes	In	Out	Total	Bikes		North	South	East	West
Volume	818	635	1,453	0	625	800	1,425	0	142	112	254	0	105	143	248	0	1,690	0	0	0	0
%HV	1.5%				1.9%				1.4%				0.0%				1.5%				
PHF	0.92				0.87				0.89				0.85				0.93				

By Movement	Northbound NE 112th Ave				Southbound NE 112th Ave				Eastbound NE 9th St				Westbound NE 9th St				Total
	L	T	R	Total	L	T	R	Total	L	T	R	Total	L	T	R	Total	
Volume	52	709	57	818	42	543	40	625	41	44	57	142	35	20	50	105	1,690
%HV	0.0%	1.7%	0.0%	1.5%	0.0%	2.0%	2.5%	1.9%	2.4%	0.0%	1.8%	1.4%	0.0%	0.0%	0.0%	0.0%	1.5%
PHF	0.76	0.94	0.71	0.92	0.53	0.90	0.63	0.87	0.73	0.69	0.84	0.89	0.73	0.71	0.66	0.85	0.93

Rolling Hour Summary

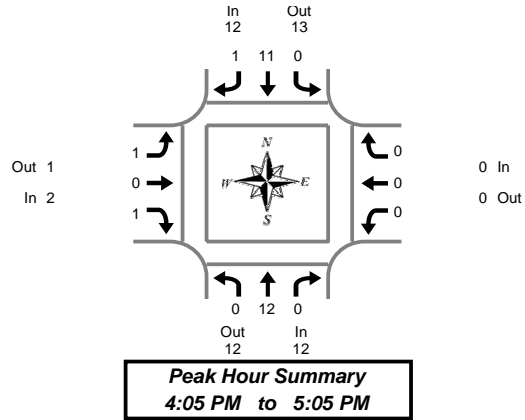
4:00 PM to 6:00 PM

Interval Start Time	Northbound NE 112th Ave				Southbound NE 112th Ave				Eastbound NE 9th St				Westbound NE 9th St				Interval Total	Pedestrians Crosswalk			
	L	T	R	Bikes	L	T	R	Bikes	L	T	R	Bikes	L	T	R	Bikes		North	South	East	West
16:00	54	694	55	0	42	538	37	0	40	47	58	0	34	19	48	0	1,666	0	0	0	0
16:15	51	677	57	0	45	547	41	0	34	36	53	0	37	24	54	0	1,656	0	0	1	0
16:30	48	690	57	0	41	550	42	0	43	36	58	0	39	27	48	0	1,679	0	0	1	1
16:45	52	685	45	0	39	539	45	0	47	47	57	0	37	27	53	0	1,673	0	0	1	1

Heavy Vehicle Summary



Clay Carney
(503) 833-2740



NE 112th Ave & NE 9th St

11/9/2005

4:00 PM to 6:00 PM

Heavy Vehicle 5-Minute Interval Summary

4:00 PM to 6:00 PM

Interval Start Time	Northbound NE 112th Ave				Southbound NE 112th Ave				Eastbound NE 9th St				Westbound NE 9th St				Interval Total
	L	T	R	Total	L	T	R	Total	L	T	R	Total	L	T	R	Total	
16:00	0	1	0	1	0	2	1	3	0	0	0	0	0	1	0	1	5
16:05	0	2	0	2	0	0	0	0	1	0	0	1	0	0	0	0	3
16:10	0	1	0	1	0	1	0	1	0	0	0	0	0	0	0	0	2
16:15	0	0	0	0	0	1	0	1	0	0	0	0	0	0	0	0	1
16:20	0	2	0	2	0	1	1	2	0	0	0	0	0	0	0	0	4
16:25	0	0	0	0	0	0	0	0	0	0	0	0	0	0	0	0	0
16:30	0	1	0	1	0	2	0	2	0	0	1	1	0	0	0	0	4
16:35	0	3	0	3	0	2	0	2	0	0	0	0	0	0	0	0	5
16:40	0	1	0	1	0	4	0	4	0	0	0	0	0	0	0	0	5
16:45	0	1	0	1	0	0	0	0	0	0	0	0	0	0	0	0	1
16:50	0	0	0	0	0	0	0	0	0	0	0	0	0	0	0	0	0
16:55	0	0	0	0	0	0	0	0	0	0	0	0	0	0	0	0	0
17:00	0	1	0	1	0	0	0	0	0	0	0	0	0	0	0	0	1
17:05	0	0	0	0	0	0	0	0	0	0	0	0	0	0	0	0	0
17:10	0	1	0	1	0	1	2	3	0	0	0	0	0	0	1	1	5
17:15	0	2	0	2	0	1	0	1	0	0	0	0	0	0	0	0	3
17:20	0	0	0	0	0	0	0	0	0	0	0	0	0	0	0	0	0
17:25	0	0	0	0	0	0	0	0	0	0	0	0	0	0	0	0	0
17:30	0	0	0	0	0	1	0	1	0	0	0	0	0	0	0	0	1
17:35	0	2	0	2	0	0	0	0	0	0	0	0	0	0	0	0	2
17:40	0	1	0	1	0	1	0	1	0	0	0	0	0	0	0	0	2
17:45	0	0	0	0	0	1	0	1	0	0	0	0	0	0	0	0	1
17:50	0	2	0	2	0	0	0	0	0	0	0	0	0	0	0	0	2
17:55	0	0	0	0	0	0	0	0	0	0	0	0	0	0	0	0	0
Total Survey	0	21	0	21	0	18	4	22	1	0	1	2	0	1	1	2	47

Heavy Vehicle 15-Minute Interval Summary

4:00 PM to 6:00 PM

Interval Start Time	Northbound NE 112th Ave				Southbound NE 112th Ave				Eastbound NE 9th St				Westbound NE 9th St				Interval Total
	L	T	R	Total	L	T	R	Total	L	T	R	Total	L	T	R	Total	
16:00	0	4	0	4	0	3	1	4	1	0	0	1	0	1	0	1	10
16:15	0	2	0	2	0	2	1	3	0	0	0	0	0	0	0	0	5
16:30	0	5	0	5	0	8	0	8	0	0	1	1	0	0	0	0	14
16:45	0	1	0	1	0	0	0	0	0	0	0	0	0	0	0	0	1
17:00	0	2	0	2	0	1	2	3	0	0	0	0	0	0	1	1	6
17:15	0	2	0	2	0	1	0	1	0	0	0	0	0	0	0	0	3
17:30	0	3	0	3	0	2	0	2	0	0	0	0	0	0	0	0	5
17:45	0	2	0	2	0	1	0	1	0	0	0	0	0	0	0	0	3
Total Survey	0	21	0	21	0	18	4	22	1	0	1	2	0	1	1	2	47

Heavy Vehicle Peak Hour Summary

4:05 PM to 5:05 PM

By Approach	Northbound NE 112th Ave			Southbound NE 112th Ave			Eastbound NE 9th St			Westbound NE 9th St			Total
	In	Out	Total	In	Out	Total	In	Out	Total	In	Out	Total	
Volume	12	12	24	12	13	25	2	1	3	0	0	0	26
PHF	0.60			0.38			0.50			0.00			0.46

By Movement	Northbound NE 112th Ave				Southbound NE 112th Ave				Eastbound NE 9th St				Westbound NE 9th St				Total
	L	T	R	Total	L	T	R	Total	L	T	R	Total	L	T	R	Total	
Volume	0	12	0	12	0	11	1	12	1	0	1	2	0	0	0	0	26
PHF	0.00	0.60	0.00	0.60	0.00	0.34	0.25	0.38	0.25	0.00	0.25	0.50	0.00	0.00	0.00	0.00	0.46

Heavy Vehicle Rolling Hour Summary

4:00 PM to 6:00 PM

Interval Start Time	Northbound NE 112th Ave				Southbound NE 112th Ave				Eastbound NE 9th St				Westbound NE 9th St				Interval Total
	L	T	R	Total	L	T	R	Total	L	T	R	Total	L	T	R	Total	
16:00	0	12	0	12	0	13	2	15	1	0	1	2	0	1	0	1	30
16:15	0	10	0	10	0	11	3	14	0	0	1	1	0	0	1	1	26
16:30	0	10	0	10	0	10	2	12	0	0	1	1	0	0	1	1	24
16:45	0	8	0	8	0	4	2	6	0	0	0	0	0	0	1	1	15

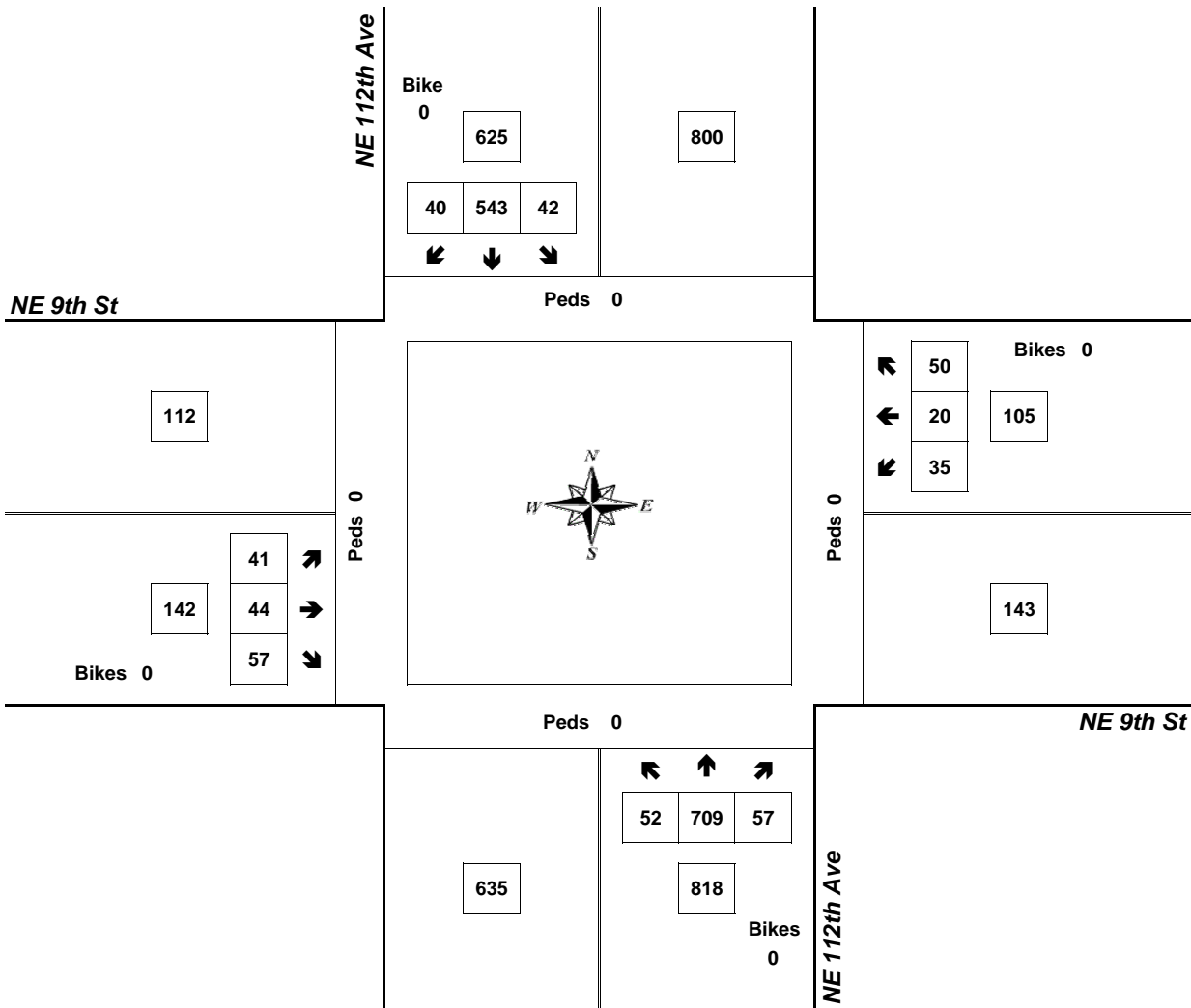
Peak Hour Summary



Clay Carney
(503) 833-2740

NE 112th Ave & NE 9th St

4:05 PM to 5:05 PM
11/9/2005



Approach	PHF	HV%	Volume
EB	0.89	1.4%	142
WB	0.85	0.0%	105
NB	0.92	1.5%	818
SB	0.87	1.9%	625
Intersection	0.93	1.5%	1,690

Count Period: 4:00 PM to 6:00 PM