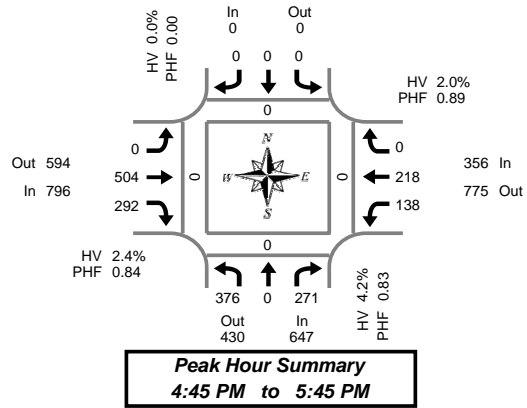


# Total Vehicle Summary



Clay Carney  
(503) 833-2740



## NE 162nd Ave NB & NE Ward Rd

Wednesday, March 08, 2006

4:00 PM to 6:00 PM

### 5-Minute Interval Summary 4:00 PM to 6:00 PM

Interval Start Time	Northbound NE 162nd Ave NB				Southbound NE 162nd Ave NB				Eastbound NE Ward Rd				Westbound NE Ward Rd				Interval Total	Pedestrians Crosswalk				
	L	T	R	Bikes	L	T	R	Bikes	L	T	R	Bikes	L	T	R	Bikes		North	South	East	West	
4:00 PM	27	0	19	0	0	0	0	0	0	29	14	0	4	14	0	0	0	107	0	0	0	0
4:05 PM	29	0	13	0	0	0	0	0	0	31	18	0	14	19	0	0	0	124	0	0	0	0
4:10 PM	17	0	12	0	0	0	0	0	0	27	20	0	9	27	0	0	0	112	0	0	0	0
4:15 PM	28	0	25	0	0	0	0	0	0	40	24	0	5	17	0	0	0	139	0	0	0	0
4:20 PM	31	0	23	0	0	0	0	0	0	35	16	0	14	32	0	0	0	151	0	0	0	0
4:25 PM	25	0	13	0	0	0	0	0	0	37	25	0	17	16	0	0	0	133	0	0	0	0
4:30 PM	31	0	10	0	0	0	0	0	0	50	15	0	14	29	0	0	0	149	0	0	0	0
4:35 PM	19	0	16	0	0	0	0	0	0	30	19	0	20	21	0	0	0	125	0	0	0	0
4:40 PM	33	0	15	0	0	0	0	0	0	39	16	0	14	14	0	0	0	131	0	0	0	0
4:45 PM	29	0	30	0	0	0	0	0	0	44	18	0	16	14	0	0	0	151	0	0	0	0
4:50 PM	29	0	24	0	0	0	0	0	0	40	17	0	6	18	0	0	0	134	0	0	0	0
4:55 PM	36	0	15	0	0	0	0	0	0	35	26	0	9	19	0	0	0	140	0	0	0	0
5:00 PM	32	0	24	0	0	0	0	0	0	43	13	0	8	15	0	0	0	135	0	0	0	0
5:05 PM	34	0	19	0	0	0	0	0	0	30	20	0	6	26	0	0	0	135	0	0	0	0
5:10 PM	21	0	18	0	0	0	0	0	0	55	28	0	11	20	0	0	0	153	0	0	0	0
5:15 PM	47	0	29	0	0	0	0	0	0	42	28	0	19	17	0	0	0	182	0	0	0	0
5:20 PM	42	0	25	0	0	0	0	0	0	55	28	0	15	16	0	0	0	181	0	0	0	0
5:25 PM	27	0	25	0	0	0	0	0	0	36	25	0	12	21	0	0	0	146	0	0	0	0
5:30 PM	18	0	22	0	0	0	0	0	0	38	37	0	5	12	0	0	0	132	0	0	0	0
5:35 PM	35	0	18	0	0	0	0	0	0	41	30	0	19	20	0	0	0	163	0	0	0	0
5:40 PM	26	0	22	0	0	0	0	0	0	45	22	0	12	20	0	0	0	147	0	0	0	0
5:45 PM	26	0	17	0	0	0	0	0	0	40	22	0	8	27	0	0	0	140	0	0	0	0
5:50 PM	18	0	17	0	0	0	0	0	0	40	20	0	11	14	0	0	0	120	0	0	0	0
5:55 PM	17	0	23	0	0	0	0	0	0	32	18	0	10	24	0	0	0	124	0	0	0	0
Total Survey	677	0	474	0	0	0	0	0	0	934	519	0	278	472	0	0	0	3,354	0	0	0	0

### 15-Minute Interval Summary 4:00 PM to 6:00 PM

Interval Start Time	Northbound NE 162nd Ave NB				Southbound NE 162nd Ave NB				Eastbound NE Ward Rd				Westbound NE Ward Rd				Interval Total	Pedestrians Crosswalk				
	L	T	R	Bikes	L	T	R	Bikes	L	T	R	Bikes	L	T	R	Bikes		North	South	East	West	
4:00 PM	73	0	44	0	0	0	0	0	0	87	52	0	27	60	0	0	0	343	0	0	0	0
4:15 PM	84	0	61	0	0	0	0	0	0	112	65	0	36	65	0	0	0	423	0	0	0	0
4:30 PM	83	0	41	0	0	0	0	0	0	119	50	0	48	64	0	0	0	405	0	0	0	0
4:45 PM	94	0	69	0	0	0	0	0	0	119	61	0	31	51	0	0	0	425	0	0	0	0
5:00 PM	87	0	61	0	0	0	0	0	0	128	61	0	25	61	0	0	0	423	0	0	0	0
5:15 PM	116	0	79	0	0	0	0	0	0	133	81	0	46	54	0	0	0	509	0	0	0	0
5:30 PM	79	0	62	0	0	0	0	0	0	124	89	0	36	52	0	0	0	442	0	0	0	0
5:45 PM	61	0	57	0	0	0	0	0	0	112	60	0	29	65	0	0	0	384	0	0	0	0
Total Survey	677	0	474	0	0	0	0	0	0	934	519	0	278	472	0	0	0	3,354	0	0	0	0

### Peak Hour Summary 4:45 PM to 5:45 PM

By Approach	Northbound NE 162nd Ave NB				Southbound NE 162nd Ave NB				Eastbound NE Ward Rd				Westbound NE Ward Rd				Total	Pedestrians Crosswalk				
	In	Out	Total	Bikes	In	Out	Total	Bikes	In	Out	Total	Bikes	In	Out	Total	Bikes		North	South	East	West	
Volume	647	430	1,077	0	0	0	0	0	796	594	1,390	0	356	775	1,131	0	0	1,799	0	0	0	0
%HV	4.2%				0.0%				2.4%				2.0%				2.9%					
PHF	0.83				0.00				0.84				0.89				0.87					

By Movement	Northbound NE 162nd Ave NB				Southbound NE 162nd Ave NB				Eastbound NE Ward Rd				Westbound NE Ward Rd				Total
	L	T	R	Total	L	T	R	Total	L	T	R	Total	L	T	R	Total	
Volume	376	0	271	647	0	0	0	0	0	504	292	796	138	218	0	356	1,799
%HV	5.6%	0.0%	2.2%	4.2%	0.0%	0.0%	0.0%	0.0%	0.0%	1.8%	3.4%	2.4%	1.4%	2.3%	0.0%	2.0%	2.9%
PHF	0.81	0.00	0.86	0.83	0.00	0.00	0.00	0.00	0.00	0.83	0.79	0.84	0.75	0.87	0.00	0.89	0.87

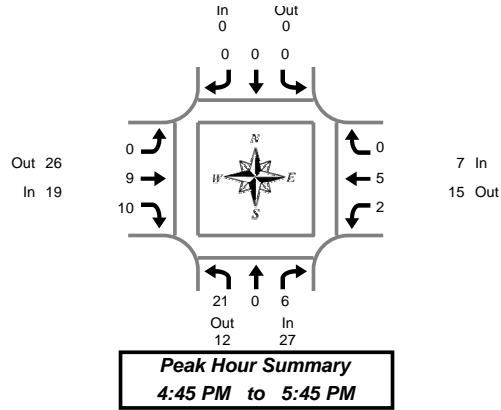
### Rolling Hour Summary 4:00 PM to 6:00 PM

Interval Start Time	Northbound NE 162nd Ave NB				Southbound NE 162nd Ave NB				Eastbound NE Ward Rd				Westbound NE Ward Rd				Interval Total	Pedestrians Crosswalk				
	L	T	R	Bikes	L	T	R	Bikes	L	T	R	Bikes	L	T	R	Bikes		North	South	East	West	
4:00 PM	334	0	215	0	0	0	0	0	0	437	228	0	142	240	0	0	0	1,596	0	0	0	0
4:15 PM	348	0	232	0	0	0	0	0	0	478	237	0	140	241	0	0	0	1,676	0	0	0	0
4:30 PM	380	0	250	0	0	0	0	0	0	499	253	0	150	230	0	0	0	1,762	0	0	0	0
4:45 PM	376	0	271	0	0	0	0	0	0	504	292	0	138	218	0	0	0	1,799	0	0	0	0
5:00 PM	343	0	259	0	0	0	0	0	0	497	291	0	136	232	0	0	0	1,758	0	0	0	0

# Heavy Vehicle Summary



Clay Carney  
(503) 833-2740



## NE 162nd Ave NB & NE Ward Rd

Wednesday, March 08, 2006

4:00 PM to 6:00 PM

### Heavy Vehicle 5-Minute Interval Summary

4:00 PM to 6:00 PM

Interval Start Time	Northbound NE 162nd Ave NB				Southbound NE 162nd Ave NB				Eastbound NE Ward Rd				Westbound NE Ward Rd				Interval Total
	L	T	R	Total	L	T	R	Total	L	T	R	Total	L	T	R	Total	
4:00 PM	5	0	0	5	0	0	0	0	0	0	0	0	0	0	0	0	5
4:05 PM	6	0	2	8	0	0	0	0	0	1	2	3	1	0	0	1	12
4:10 PM	2	0	0	2	0	0	0	0	0	2	0	2	0	1	0	1	5
4:15 PM	4	0	0	4	0	0	0	0	0	1	0	1	1	1	0	2	7
4:20 PM	2	0	4	6	0	0	0	0	0	1	0	1	0	2	0	2	9
4:25 PM	2	0	0	2	0	0	0	0	0	1	1	2	0	2	0	2	6
4:30 PM	5	0	1	6	0	0	0	0	0	2	2	4	0	4	0	4	14
4:35 PM	0	0	1	1	0	0	0	0	0	1	1	2	0	0	0	0	3
4:40 PM	1	0	0	1	0	0	0	0	0	0	0	0	1	1	0	2	3
4:45 PM	2	0	0	2	0	0	0	0	0	1	0	1	1	0	0	1	4
4:50 PM	3	0	0	3	0	0	0	0	0	0	0	0	0	1	0	1	4
4:55 PM	5	0	2	7	0	0	0	0	0	0	2	2	0	1	0	1	10
5:00 PM	1	0	0	1	0	0	0	0	0	1	1	2	0	0	0	0	3
5:05 PM	3	0	1	4	0	0	0	0	0	0	0	0	0	0	0	0	4
5:10 PM	1	0	0	1	0	0	0	0	0	3	1	4	0	0	0	0	5
5:15 PM	1	0	1	2	0	0	0	0	0	2	2	4	0	0	0	0	6
5:20 PM	1	0	0	1	0	0	0	0	0	0	2	2	0	1	0	1	4
5:25 PM	1	0	1	2	0	0	0	0	0	0	1	1	0	1	0	1	4
5:30 PM	0	0	1	1	0	0	0	0	0	0	1	1	0	0	0	0	2
5:35 PM	3	0	0	3	0	0	0	0	0	1	0	1	1	0	0	1	5
5:40 PM	0	0	0	0	0	0	0	0	0	1	0	1	0	1	0	1	2
5:45 PM	1	0	0	1	0	0	0	0	0	2	0	2	0	0	0	0	3
5:50 PM	0	0	1	1	0	0	0	0	0	0	0	0	1	1	0	2	3
5:55 PM	0	0	2	2	0	0	0	0	0	1	1	2	0	1	0	1	5
Total Survey	49	0	17	66	0	0	0	0	0	21	17	38	6	18	0	24	128

### Heavy Vehicle 15-Minute Interval Summary

4:00 PM to 6:00 PM

Interval Start Time	Northbound NE 162nd Ave NB				Southbound NE 162nd Ave NB				Eastbound NE Ward Rd				Westbound NE Ward Rd				Interval Total
	L	T	R	Total	L	T	R	Total	L	T	R	Total	L	T	R	Total	
4:00 PM	13	0	2	15	0	0	0	0	0	3	2	5	1	1	0	2	22
4:15 PM	8	0	4	12	0	0	0	0	0	3	1	4	1	5	0	6	22
4:30 PM	6	0	2	8	0	0	0	0	0	3	3	6	1	5	0	6	20
4:45 PM	10	0	2	12	0	0	0	0	0	1	2	3	1	2	0	3	18
5:00 PM	5	0	1	6	0	0	0	0	0	4	2	6	0	0	0	0	12
5:15 PM	3	0	2	5	0	0	0	0	0	2	5	7	0	2	0	2	14
5:30 PM	3	0	1	4	0	0	0	0	0	2	1	3	1	1	0	2	9
5:45 PM	1	0	3	4	0	0	0	0	0	3	1	4	1	2	0	3	11
Total Survey	49	0	17	66	0	0	0	0	0	21	17	38	6	18	0	24	128

### Heavy Vehicle Peak Hour Summary

4:45 PM to 5:45 PM

By Approach	Northbound NE 162nd Ave NB			Southbound NE 162nd Ave NB			Eastbound NE Ward Rd			Westbound NE Ward Rd			Total
	In	Out	Total	In	Out	Total	In	Out	Total	In	Out	Total	
Volume	27	12	39	0	0	0	19	26	45	7	15	22	53
PHF	0.56			0.00			0.48			0.58			0.74

By Movement	Northbound NE 162nd Ave NB				Southbound NE 162nd Ave NB				Eastbound NE Ward Rd				Westbound NE Ward Rd				Total
	L	T	R	Total	L	T	R	Total	L	T	R	Total	L	T	R	Total	
Volume	21	0	6	27	0	0	0	0	0	9	10	19	2	5	0	7	53
PHF	0.53	0.00	0.50	0.56	0.00	0.00	0.00	0.00	0.00	0.45	0.50	0.48	0.50	0.63	0.00	0.58	0.74

### Heavy Vehicle Rolling Hour Summary

4:00 PM to 6:00 PM

Interval Start Time	Northbound NE 162nd Ave NB				Southbound NE 162nd Ave NB				Eastbound NE Ward Rd				Westbound NE Ward Rd				Interval Total
	L	T	R	Total	L	T	R	Total	L	T	R	Total	L	T	R	Total	
4:00 PM	37	0	10	47	0	0	0	0	0	10	8	18	4	13	0	17	82
4:15 PM	29	0	9	38	0	0	0	0	0	11	8	19	3	12	0	15	72
4:30 PM	24	0	7	31	0	0	0	0	0	10	12	22	2	9	0	11	64
4:45 PM	21	0	6	27	0	0	0	0	0	9	10	19	2	5	0	7	53
5:00 PM	12	0	7	19	0	0	0	0	0	11	9	20	2	5	0	7	46

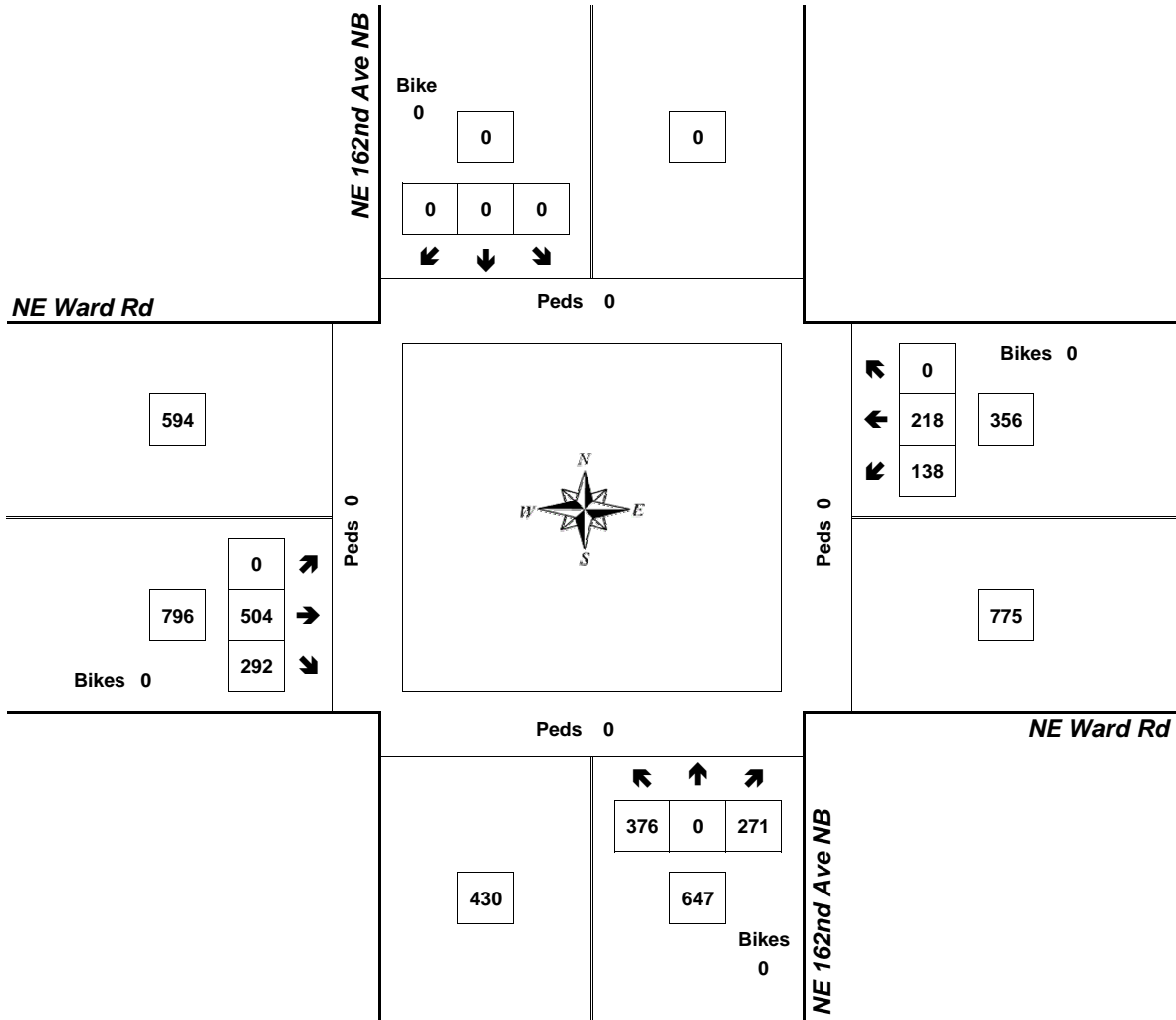
# Peak Hour Summary



Clay Carney  
(503) 833-2740

## NE 162nd Ave NB & NE Ward Rd

4:45 PM to 5:45 PM  
Wednesday, March 08, 2006



Approach	PHF	HV%	Volume
EB	0.84	2.4%	796
WB	0.89	2.0%	356
NB	0.83	4.2%	647
SB	0.00	0.0%	0
<b>Intersection</b>	<b>0.87</b>	<b>2.9%</b>	<b>1,799</b>

Count Period: 4:00 PM to 6:00 PM