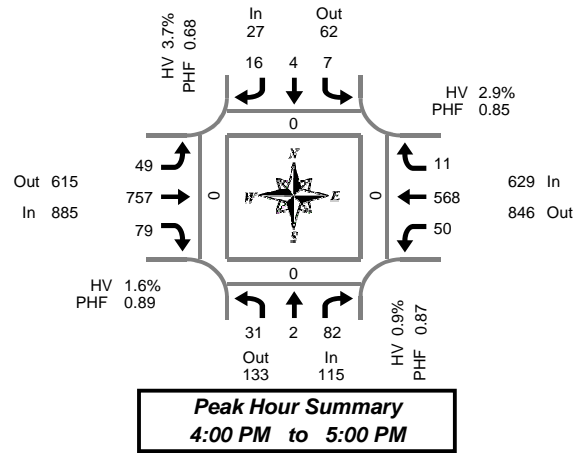


# Total Vehicle Summary



Clay Carney  
(503) 833-2740



## NW Norwood St & NW 6th Ave

Wednesday, July 30, 2014  
4:00 PM to 6:00 PM

### 15-Minute Interval Summary 4:00 PM to 6:00 PM

Interval Start Time	Northbound NW Norwood St				Southbound NW Norwood St				Eastbound NW 6th Ave				Westbound NW 6th Ave				Interval Total	Pedestrians Crosswalk			
	L	T	R	Bikes	L	T	R	Bikes	L	T	R	Bikes	L	T	R	Bikes		North	South	East	West
4:00 PM	6	0	18	0	2	2	3	0	14	196	15	0	11	171	3	0	441	0	0	0	0
4:15 PM	7	0	19	1	0	1	3	0	14	176	18	0	6	139	3	0	386	0	0	0	0
4:30 PM	10	2	20	0	4	1	5	0	6	172	25	0	17	129	2	0	393	0	0	0	0
4:45 PM	8	0	25	0	1	0	5	0	15	213	21	0	16	129	3	0	436	0	0	0	0
5:00 PM	9	1	19	0	0	1	4	0	9	170	16	0	15	137	2	0	383	0	0	0	0
5:15 PM	10	2	13	0	0	2	11	0	9	209	28	0	21	125	6	0	436	1	0	0	0
5:30 PM	5	0	17	0	0	5	10	0	4	194	13	0	10	115	5	1	378	0	0	0	0
5:45 PM	12	2	16	0	0	2	8	0	9	144	23	0	16	98	1	0	331	1	0	0	0
Total Survey	67	7	147	1	7	14	49	0	80	1,474	159	0	112	1,043	25	1	3,184	2	0	0	0

### Peak Hour Summary 4:00 PM to 5:00 PM

By Approach	Northbound NW Norwood St				Southbound NW Norwood St				Eastbound NW 6th Ave				Westbound NW 6th Ave				Total	Pedestrians Crosswalk			
	In	Out	Total	Bikes	In	Out	Total	Bikes	In	Out	Total	Bikes	In	Out	Total	Bikes		North	South	East	West
Volume	115	133	248	1	27	62	89	0	885	615	1,500	0	629	846	1,475	0	1,656	0	0	0	0
%HV	0.9%				3.7%				1.6%				2.9%				2.1%				
PHF	0.87				0.68				0.89				0.85				0.94				

By Movement	Northbound NW Norwood St				Southbound NW Norwood St				Eastbound NW 6th Ave				Westbound NW 6th Ave				Total
	L	T	R	Total	L	T	R	Total	L	T	R	Total	L	T	R	Total	
Volume	31	2	82	115	7	4	16	27	49	757	79	885	50	568	11	629	1,656
%HV	0.0%	0.0%	1.2%	0.9%	0.0%	0.0%	6.3%	3.7%	0.0%	1.7%	1.3%	1.6%	4.0%	2.8%	0.0%	2.9%	2.1%
PHF	0.78	0.25	0.82	0.87	0.44	0.50	0.80	0.68	0.82	0.89	0.79	0.89	0.74	0.83	0.92	0.85	0.94

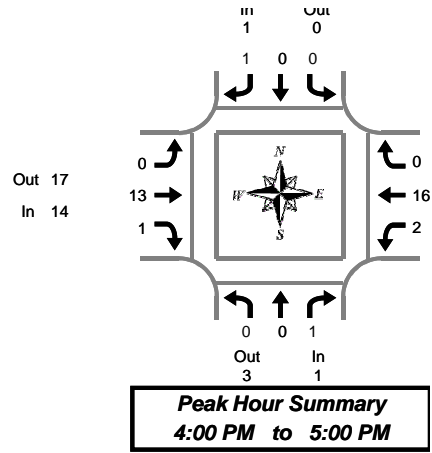
### Rolling Hour Summary 4:00 PM to 6:00 PM

Interval Start Time	Northbound NW Norwood St				Southbound NW Norwood St				Eastbound NW 6th Ave				Westbound NW 6th Ave				Interval Total	Pedestrians Crosswalk			
	L	T	R	Bikes	L	T	R	Bikes	L	T	R	Bikes	L	T	R	Bikes		North	South	East	West
4:00 PM	31	2	82	1	7	4	16	0	49	757	79	0	50	568	11	0	1,656	0	0	0	0
4:15 PM	34	3	83	1	5	3	17	0	44	731	80	0	54	534	10	0	1,598	0	0	0	0
4:30 PM	37	5	77	0	5	4	25	0	39	764	90	0	69	520	13	0	1,648	1	0	0	0
4:45 PM	32	3	74	0	1	8	30	0	37	786	78	0	62	506	16	1	1,633	1	0	0	0
5:00 PM	36	5	65	0	0	10	33	0	31	717	80	0	62	475	14	1	1,528	2	0	0	0

# Heavy Vehicle Summary



Clay Carney  
(503) 833-2740



## NW Norwood St & NW 6th Ave

Wednesday, July 30, 2014  
4:00 PM to 6:00 PM

### Heavy Vehicle 15-Minute Interval Summary 4:00 PM to 6:00 PM

Interval Start Time	Northbound NW Norwood St				Southbound NW Norwood St				Eastbound NW 6th Ave				Westbound NW 6th Ave				Interval Total
	L	T	R	Total	L	T	R	Total	L	T	R	Total	L	T	R	Total	
4:00 PM	0	0	0	0	0	0	0	0	0	4	0	4	0	3	0	3	7
4:15 PM	0	0	0	0	0	0	0	0	0	3	0	3	0	5	0	5	8
4:30 PM	0	0	0	0	0	0	0	0	0	4	0	4	0	1	0	1	5
4:45 PM	0	0	1	1	0	0	1	1	0	2	1	3	2	7	0	9	14
5:00 PM	0	0	0	0	0	0	1	1	0	1	0	1	0	0	0	0	2
5:15 PM	0	0	0	0	0	0	0	0	0	2	1	3	0	4	0	4	7
5:30 PM	0	0	0	0	0	0	0	0	0	1	0	1	0	3	0	3	4
5:45 PM	1	0	0	1	0	0	0	0	0	1	0	1	0	4	0	4	6
Total Survey	1	0	1	2	0	0	2	2	0	18	2	20	2	27	0	29	53

### Heavy Vehicle Peak Hour Summary 4:00 PM to 5:00 PM

By Approach	Northbound NW Norwood St			Southbound NW Norwood St			Eastbound NW 6th Ave			Westbound NW 6th Ave			Total
	In	Out	Total	In	Out	Total	In	Out	Total	In	Out	Total	
Volume	1	3	4	1	0	1	14	17	31	18	14	32	34
PHF	0.25			0.13			0.32			0.30			0.31

By Movement	Northbound NW Norwood St				Southbound NW Norwood St				Eastbound NW 6th Ave				Westbound NW 6th Ave				Total
	L	T	R	Total	L	T	R	Total	L	T	R	Total	L	T	R	Total	
Volume	0	0	1	1	0	0	1	1	0	13	1	14	2	16	0	18	34
PHF	0.00	0.00	0.25	0.25	0.00	0.00	0.13	0.13	0.00	0.30	0.13	0.32	0.25	0.31	0.00	0.30	0.31

### Heavy Vehicle Rolling Hour Summary 4:00 PM to 6:00 PM

Interval Start Time	Northbound NW Norwood St				Southbound NW Norwood St				Eastbound NW 6th Ave				Westbound NW 6th Ave				Interval Total
	L	T	R	Total	L	T	R	Total	L	T	R	Total	L	T	R	Total	
4:00 PM	0	0	1	1	0	0	1	1	0	13	1	14	2	16	0	18	34
4:15 PM	0	0	1	1	0	0	2	2	0	10	1	11	2	13	0	15	29
4:30 PM	0	0	1	1	0	0	2	2	0	9	2	11	2	12	0	14	28
4:45 PM	0	0	1	1	0	0	2	2	0	6	2	8	2	14	0	16	27
5:00 PM	1	0	0	1	0	0	1	1	0	5	1	6	0	11	0	11	19

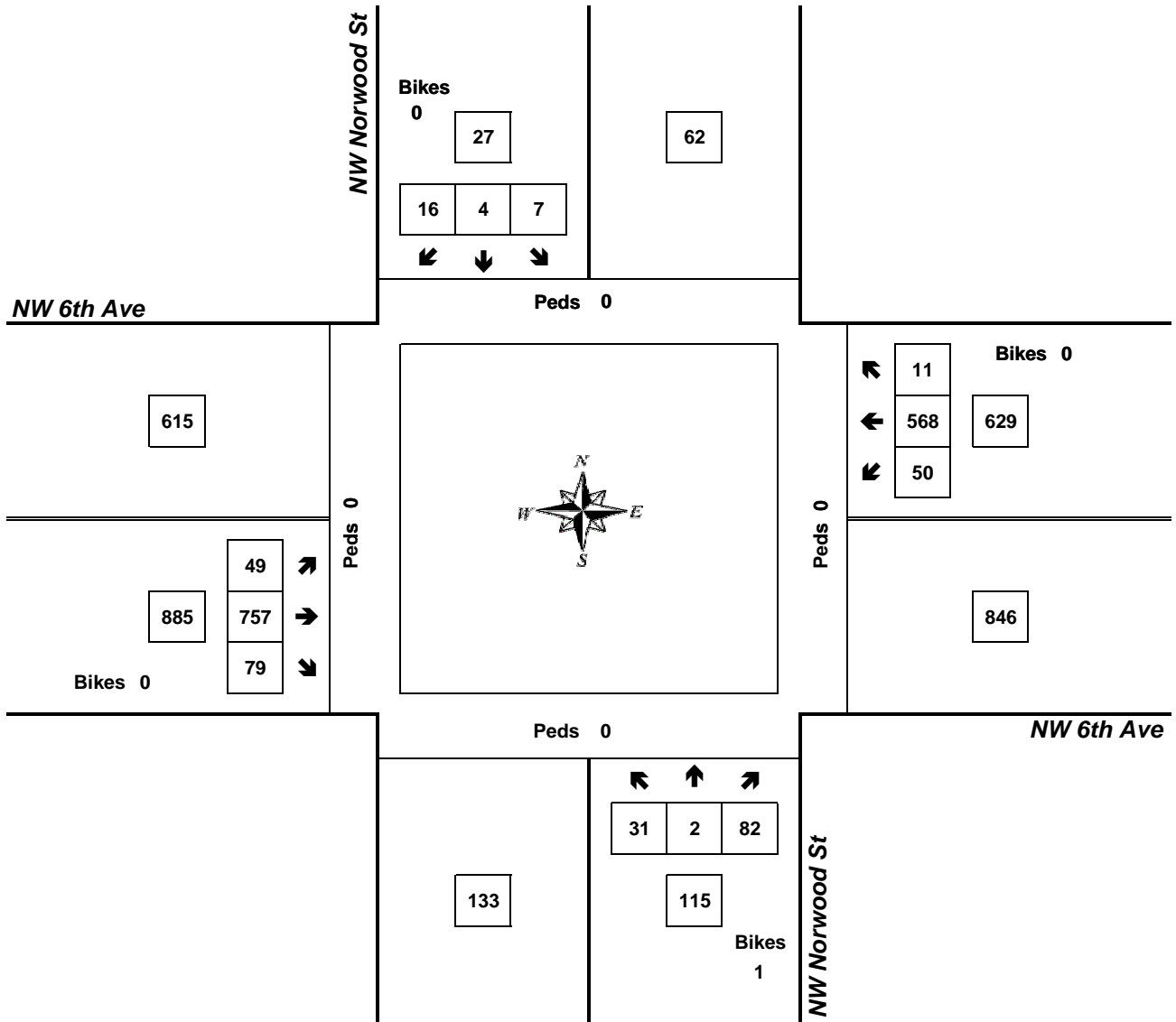
# Peak Hour Summary



Clay Carney  
(503) 833-2740

## NW Norwood St & NW 6th Ave

4:00 PM to 5:00 PM  
Wednesday, July 30, 2014



Approach	PHF	HV%	Volume
EB	0.89	1.6%	885
WB	0.85	2.9%	629
NB	0.87	0.9%	115
SB	0.68	3.7%	27
<b>Intersection</b>	<b>0.94</b>	<b>2.1%</b>	<b>1,656</b>

Count Period: 4:00 PM to 6:00 PM