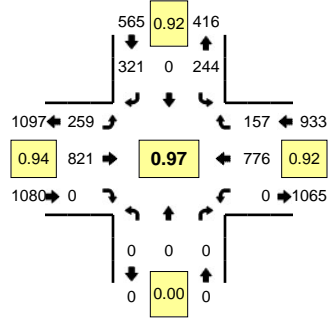
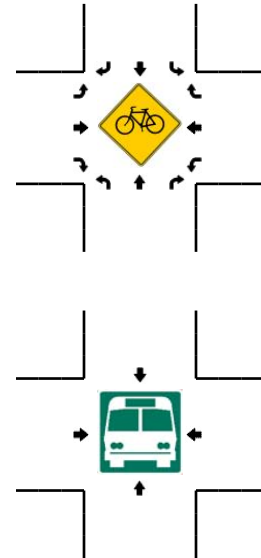
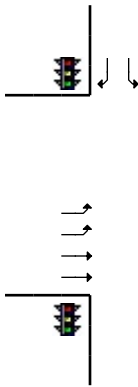
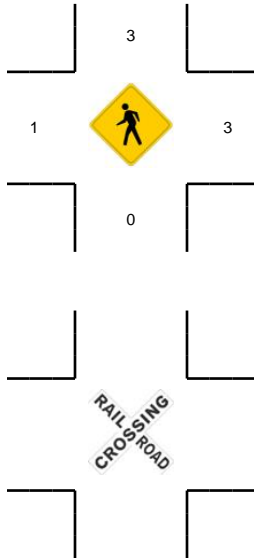
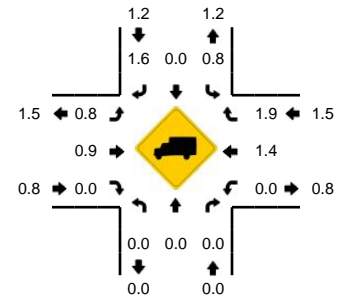


LOCATION: 87th Ave -- SE Mill Plain Blvd
CITY/STATE: Vancouver, WA

QC JOB #: 10309709
DATE: 12/5/2007



Peak-Hour: 4:30 PM -- 5:30 PM
Peak 15-Min: 5:15 PM -- 5:30 PM



| 5-Min Count Period Beginning At | 87th Ave (Northbound) | | | | 87th Ave (Southbound) | | | | SE Mill Plain Blvd (Eastbound) | | | | SE Mill Plain Blvd (Westbound) | | | | Total | Hourly Totals |
|------------------------------------|-----------------------|------|-------|---|-----------------------|------|-------|---|--------------------------------|------|-------|---|--------------------------------|------|-------|---|-------|---------------|
| | Left | Thru | Right | U | Left | Thru | Right | U | Left | Thru | Right | U | Left | Thru | Right | U | | |
| 4:00 PM | 0 | 0 | 0 | 0 | 18 | 0 | 20 | 0 | 22 | 79 | 0 | 0 | 0 | 65 | 13 | 0 | 217 | |
| 4:05 PM | 0 | 0 | 0 | 0 | 21 | 0 | 26 | 0 | 18 | 63 | 0 | 0 | 0 | 63 | 22 | 0 | 213 | |
| 4:10 PM | 0 | 0 | 0 | 0 | 24 | 0 | 20 | 0 | 25 | 55 | 0 | 0 | 0 | 74 | 14 | 0 | 212 | |
| 4:15 PM | 0 | 0 | 0 | 0 | 24 | 0 | 25 | 0 | 26 | 50 | 0 | 0 | 0 | 52 | 17 | 0 | 194 | |
| 4:20 PM | 0 | 0 | 0 | 0 | 19 | 0 | 25 | 0 | 33 | 70 | 0 | 0 | 0 | 67 | 19 | 0 | 233 | |
| 4:25 PM | 0 | 0 | 0 | 0 | 13 | 0 | 15 | 0 | 23 | 50 | 0 | 0 | 0 | 48 | 13 | 0 | 162 | |
| 4:30 PM | 0 | 0 | 0 | 0 | 23 | 0 | 32 | 0 | 19 | 66 | 0 | 0 | 0 | 60 | 12 | 0 | 212 | |
| 4:35 PM | 0 | 0 | 0 | 0 | 23 | 0 | 22 | 0 | 16 | 73 | 0 | 0 | 0 | 53 | 8 | 0 | 195 | |
| 4:40 PM | 0 | 0 | 0 | 0 | 14 | 0 | 35 | 0 | 16 | 61 | 0 | 0 | 0 | 67 | 20 | 0 | 213 | |
| 4:45 PM | 0 | 0 | 0 | 0 | 22 | 0 | 21 | 0 | 20 | 65 | 0 | 0 | 0 | 74 | 18 | 0 | 220 | |
| 4:50 PM | 0 | 0 | 0 | 0 | 20 | 0 | 32 | 0 | 22 | 59 | 0 | 0 | 0 | 64 | 11 | 0 | 208 | |
| 4:55 PM | 0 | 0 | 0 | 0 | 29 | 0 | 25 | 0 | 28 | 52 | 0 | 0 | 0 | 66 | 10 | 0 | 210 | 2489 |
| 5:00 PM | 0 | 0 | 0 | 0 | 21 | 0 | 27 | 0 | 24 | 82 | 0 | 0 | 0 | 56 | 9 | 0 | 219 | 2491 |
| 5:05 PM | 0 | 0 | 0 | 0 | 19 | 0 | 19 | 0 | 26 | 71 | 0 | 0 | 0 | 76 | 12 | 0 | 223 | 2501 |
| 5:10 PM | 0 | 0 | 0 | 0 | 22 | 0 | 29 | 0 | 17 | 77 | 0 | 0 | 0 | 58 | 13 | 0 | 216 | 2505 |
| 5:15 PM | 0 | 0 | 0 | 0 | 21 | 0 | 21 | 0 | 18 | 67 | 0 | 0 | 0 | 58 | 15 | 0 | 200 | 2511 |
| 5:20 PM | 0 | 0 | 0 | 0 | 14 | 0 | 27 | 0 | 26 | 79 | 0 | 0 | 0 | 60 | 13 | 0 | 219 | 2497 |
| 5:25 PM | 0 | 0 | 0 | 0 | 16 | 0 | 31 | 0 | 27 | 69 | 0 | 0 | 0 | 84 | 16 | 0 | 243 | 2578 |
| 5:30 PM | 0 | 0 | 0 | 0 | 26 | 0 | 22 | 0 | 26 | 64 | 0 | 0 | 0 | 48 | 6 | 0 | 192 | 2558 |
| 5:35 PM | 0 | 0 | 0 | 0 | 14 | 0 | 23 | 0 | 14 | 63 | 0 | 0 | 0 | 67 | 14 | 0 | 195 | 2558 |
| 5:40 PM | 0 | 0 | 0 | 0 | 9 | 0 | 18 | 0 | 31 | 59 | 0 | 0 | 0 | 62 | 15 | 0 | 194 | 2539 |
| 5:45 PM | 0 | 0 | 0 | 0 | 14 | 0 | 18 | 0 | 12 | 93 | 0 | 0 | 0 | 67 | 13 | 0 | 217 | 2536 |
| 5:50 PM | 0 | 0 | 0 | 0 | 10 | 0 | 15 | 0 | 13 | 83 | 0 | 0 | 0 | 59 | 9 | 0 | 189 | 2517 |
| 5:55 PM | 0 | 0 | 0 | 0 | 7 | 0 | 13 | 0 | 16 | 57 | 0 | 0 | 0 | 50 | 8 | 0 | 151 | 2458 |
| Peak 15-Min Flowrates | Northbound | | | | Southbound | | | | Eastbound | | | | Westbound | | | | Total | |
| All Vehicles | 0 | 0 | 0 | 0 | 204 | 0 | 316 | 0 | 284 | 860 | 0 | 0 | 0 | 808 | 176 | 0 | 2648 | |
| Heavy Trucks | 0 | 0 | 0 | 0 | 0 | 0 | 0 | 0 | 8 | 12 | 0 | 0 | 0 | 24 | 0 | 0 | 44 | |
| Pedestrians | | | | | | | 4 | | | | | 4 | | | 12 | | 20 | |
| Bicycles | | | | | | | | | | | | | | | | | | |
| Railroad | | | | | | | | | | | | | | | | | | |
| Stopped Buses | | | | | | | | | | | | | | | | | | |

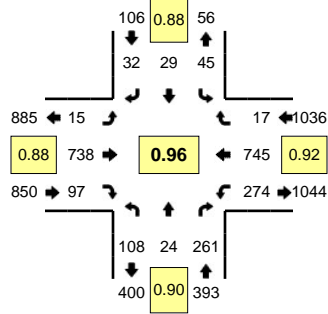
Comments:

Type of peak hour being reported: Intersection Peak

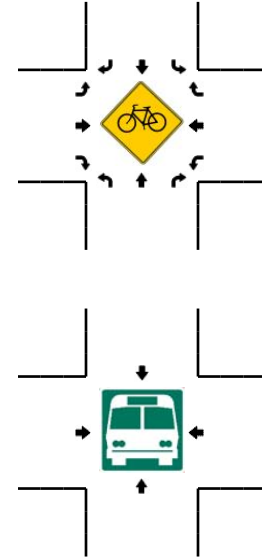
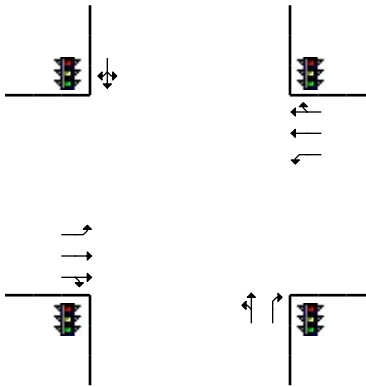
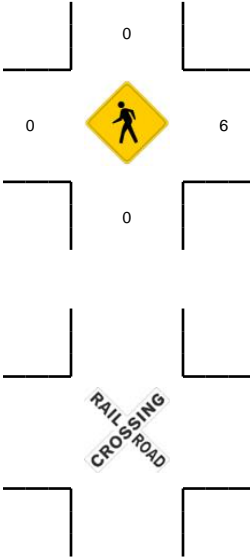
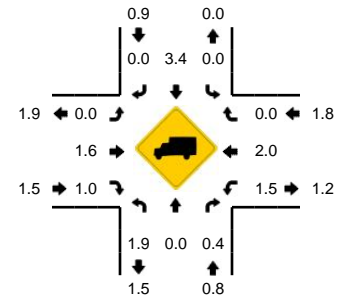
Method for determining peak hour: Total Entering Volume

LOCATION: Lieser Rd -- SE Mill Plain Blvd
CITY/STATE: Vancouver, WA

QC JOB #: 10309719
DATE: 12/5/2007



Peak-Hour: 4:35 PM -- 5:35 PM
Peak 15-Min: 4:55 PM -- 5:10 PM



| 5-Min Count Period Beginning At | Lieser Rd (Northbound) | | | | Lieser Rd (Southbound) | | | | SE Mill Plain Blvd (Eastbound) | | | | SE Mill Plain Blvd (Westbound) | | | | Total | Hourly Totals |
|------------------------------------|------------------------|------|-------|---|------------------------|------|-------|---|--------------------------------|------|-------|---|--------------------------------|------|-------|---|-------|---------------|
| | Left | Thru | Right | U | Left | Thru | Right | U | Left | Thru | Right | U | Left | Thru | Right | U | | |
| 4:00 PM | 5 | 2 | 22 | 0 | 2 | 1 | 6 | 0 | 0 | 79 | 14 | 0 | 14 | 66 | 4 | 0 | 215 | |
| 4:05 PM | 14 | 0 | 11 | 0 | 2 | 1 | 0 | 0 | 1 | 62 | 9 | 0 | 13 | 73 | 1 | 0 | 187 | |
| 4:10 PM | 11 | 6 | 18 | 0 | 3 | 5 | 2 | 0 | 0 | 60 | 7 | 0 | 19 | 68 | 2 | 0 | 201 | |
| 4:15 PM | 7 | 4 | 17 | 0 | 4 | 2 | 4 | 0 | 1 | 55 | 12 | 0 | 18 | 54 | 3 | 0 | 181 | |
| 4:20 PM | 15 | 2 | 25 | 0 | 6 | 3 | 3 | 0 | 0 | 72 | 5 | 0 | 16 | 59 | 4 | 0 | 210 | |
| 4:25 PM | 6 | 3 | 19 | 0 | 3 | 1 | 4 | 0 | 0 | 60 | 3 | 0 | 18 | 47 | 1 | 0 | 165 | |
| 4:30 PM | 6 | 1 | 20 | 0 | 3 | 1 | 1 | 0 | 4 | 54 | 5 | 0 | 21 | 58 | 3 | 0 | 177 | |
| 4:35 PM | 9 | 1 | 20 | 0 | 6 | 2 | 3 | 0 | 1 | 68 | 8 | 0 | 24 | 44 | 3 | 0 | 189 | |
| 4:40 PM | 6 | 1 | 16 | 0 | 4 | 3 | 4 | 0 | 0 | 50 | 4 | 0 | 19 | 72 | 4 | 0 | 183 | |
| 4:45 PM | 9 | 1 | 25 | 0 | 1 | 3 | 6 | 0 | 1 | 61 | 14 | 0 | 22 | 68 | 1 | 0 | 212 | |
| 4:50 PM | 13 | 4 | 21 | 0 | 1 | 1 | 2 | 0 | 4 | 50 | 9 | 0 | 23 | 56 | 1 | 0 | 185 | |
| 4:55 PM | 11 | 3 | 25 | 0 | 6 | 4 | 0 | 0 | 1 | 54 | 6 | 0 | 20 | 72 | 1 | 0 | 203 | 2308 |
| 5:00 PM | 9 | 1 | 20 | 0 | 6 | 4 | 3 | 0 | 3 | 72 | 7 | 0 | 23 | 62 | 1 | 0 | 211 | 2304 |
| 5:05 PM | 11 | 1 | 23 | 0 | 4 | 4 | 0 | 0 | 2 | 66 | 3 | 0 | 22 | 70 | 1 | 0 | 207 | 2324 |
| 5:10 PM | 7 | 1 | 19 | 0 | 4 | 2 | 2 | 0 | 0 | 74 | 14 | 0 | 21 | 47 | 0 | 0 | 191 | 2314 |
| 5:15 PM | 5 | 2 | 21 | 0 | 1 | 1 | 1 | 0 | 1 | 67 | 4 | 0 | 29 | 63 | 1 | 0 | 196 | 2329 |
| 5:20 PM | 8 | 1 | 26 | 0 | 4 | 2 | 4 | 0 | 0 | 59 | 7 | 0 | 23 | 50 | 2 | 0 | 186 | 2305 |
| 5:25 PM | 7 | 5 | 26 | 0 | 5 | 1 | 2 | 0 | 1 | 60 | 9 | 0 | 31 | 84 | 2 | 0 | 233 | 2373 |
| 5:30 PM | 13 | 3 | 19 | 0 | 3 | 2 | 5 | 0 | 1 | 57 | 12 | 0 | 17 | 57 | 0 | 0 | 189 | 2385 |
| 5:35 PM | 8 | 0 | 25 | 0 | 1 | 2 | 1 | 0 | 0 | 53 | 3 | 0 | 21 | 61 | 2 | 0 | 177 | 2373 |
| 5:40 PM | 1 | 0 | 28 | 0 | 3 | 0 | 1 | 0 | 1 | 55 | 7 | 0 | 17 | 60 | 0 | 0 | 173 | 2363 |
| 5:45 PM | 6 | 0 | 21 | 0 | 0 | 1 | 2 | 0 | 1 | 52 | 7 | 0 | 20 | 63 | 1 | 0 | 174 | 2325 |
| 5:50 PM | 6 | 2 | 16 | 0 | 0 | 0 | 0 | 0 | 4 | 65 | 14 | 0 | 19 | 55 | 0 | 0 | 181 | 2321 |
| 5:55 PM | 7 | 2 | 25 | 0 | 7 | 2 | 2 | 0 | 1 | 41 | 7 | 0 | 10 | 42 | 1 | 0 | 147 | 2265 |
| Peak 15-Min Flowrates | Northbound | | | | Southbound | | | | Eastbound | | | | Westbound | | | | Total | |
| | Left | Thru | Right | U | Left | Thru | Right | U | Left | Thru | Right | U | Left | Thru | Right | U | | |
| All Vehicles | 124 | 20 | 272 | 0 | 64 | 48 | 12 | 0 | 24 | 768 | 64 | 0 | 260 | 816 | 12 | 0 | 2484 | |
| Heavy Trucks | 4 | 0 | 0 | | 0 | 0 | 0 | | 0 | 8 | 0 | | 0 | 12 | 0 | | 24 | |
| Pedestrians | | 0 | | | | 0 | | | | 0 | | | | 4 | | | 4 | |
| Bicycles | | | | | | | | | | | | | | | | | | |
| Railroad | | | | | | | | | | | | | | | | | | |
| Stopped Buses | | | | | | | | | | | | | | | | | | |

Comments: