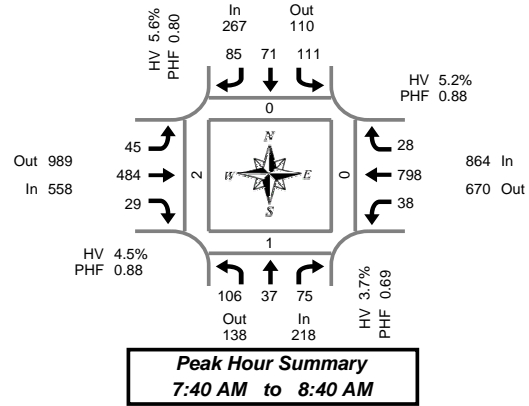


# Total Vehicle Summary



Clay Carney  
(503) 833-2740



## NE 97th Ave & Mill Plain Blvd

Thursday, May 04, 2006  
7:00 AM to 9:00 AM

### 5-Minute Interval Summary 7:00 AM to 9:00 AM

Interval Start Time	Northbound NE 97th Ave				Southbound NE 97th Ave				Eastbound Mill Plain Blvd				Westbound Mill Plain Blvd				Interval Total	Pedestrians Crosswalk			
	L	T	R	Bikes	L	T	R	Bikes	L	T	R	Bikes	L	T	R	Bikes		North	South	East	West
7:00 AM	4	2	9	0	10	4	5	0	2	40	5	0	3	37	2	0	123	0	1	0	0
7:05 AM	5	3	5	0	14	4	6	0	1	45	3	0	4	36	2	0	128	0	0	0	0
7:10 AM	5	5	4	0	12	8	3	0	1	32	3	0	1	40	2	0	116	0	0	0	0
7:15 AM	4	5	3	0	10	7	2	0	2	26	1	0	3	34	2	0	99	1	0	0	0
7:20 AM	2	0	4	0	6	4	1	1	4	45	3	0	3	66	2	0	140	0	0	0	0
7:25 AM	11	5	5	0	16	4	6	0	5	29	2	0	5	52	2	0	142	1	0	0	0
7:30 AM	6	7	6	1	15	13	10	0	0	25	0	0	3	61	2	0	148	1	0	0	0
7:35 AM	10	4	5	0	14	4	8	0	0	41	1	0	2	52	1	0	142	0	0	0	0
7:40 AM	5	3	5	0	7	3	10	0	2	56	2	0	2	69	1	0	165	0	0	0	0
7:45 AM	12	5	10	0	16	12	15	0	4	33	1	0	4	79	2	0	193	0	0	0	0
7:50 AM	23	4	6	0	11	4	5	0	3	34	2	1	5	69	2	0	168	0	0	0	0
7:55 AM	14	2	3	0	8	4	5	0	5	41	5	0	6	75	3	0	171	0	1	0	0
8:00 AM	6	0	8	0	11	4	7	1	6	30	3	0	0	60	4	0	139	0	0	0	0
8:05 AM	9	4	3	0	6	7	7	0	2	36	4	0	4	63	3	0	148	0	0	0	0
8:10 AM	13	5	6	0	9	4	5	0	4	35	3	0	7	58	2	0	151	0	0	0	0
8:15 AM	5	4	9	0	10	3	3	0	3	33	1	0	2	68	1	0	142	0	0	0	0
8:20 AM	3	0	4	0	10	6	7	0	1	48	2	0	3	67	2	1	153	0	0	0	0
8:25 AM	7	5	6	1	5	10	5	0	2	49	1	0	3	61	1	0	155	0	0	0	0
8:30 AM	3	3	9	0	11	5	6	0	9	37	3	0	1	53	5	0	145	0	0	0	0
8:35 AM	6	2	6	0	7	9	10	0	4	52	2	0	1	76	2	0	177	0	0	0	2
8:40 AM	6	1	4	0	5	4	6	0	3	53	1	0	2	53	5	0	143	0	0	0	0
8:45 AM	6	8	1	0	7	2	10	0	4	37	1	0	8	58	2	0	144	0	0	0	0
8:50 AM	5	3	9	0	18	10	5	0	2	43	4	0	4	67	2	0	172	2	0	0	0
8:55 AM	5	4	9	0	10	5	4	0	9	36	1	0	10	67	2	0	162	0	1	0	0
Total Survey	175	84	139	2	248	140	151	2	78	936	54	1	86	1,421	54	1	3,566	5	3	0	2

### 15-Minute Interval Summary 7:00 AM to 9:00 AM

Interval Start Time	Northbound NE 97th Ave				Southbound NE 97th Ave				Eastbound Mill Plain Blvd				Westbound Mill Plain Blvd				Interval Total	Pedestrians Crosswalk			
	L	T	R	Bikes	L	T	R	Bikes	L	T	R	Bikes	L	T	R	Bikes		North	South	East	West
7:00 AM	14	10	18	0	36	16	14	0	4	117	11	0	8	113	6	0	367	0	1	0	0
7:15 AM	17	10	12	0	32	15	9	1	11	100	6	0	11	152	6	0	381	2	0	0	0
7:30 AM	21	14	16	1	36	20	28	0	2	122	3	0	7	182	4	0	455	1	0	0	0
7:45 AM	49	11	19	0	35	20	25	0	12	108	8	1	15	223	7	0	532	0	1	0	0
8:00 AM	28	9	17	0	26	15	19	1	12	101	10	0	11	181	9	0	438	0	0	0	0
8:15 AM	15	9	19	1	25	19	15	0	6	130	4	0	8	196	4	1	450	0	0	0	0
8:30 AM	15	6	19	0	23	18	22	0	16	142	6	0	4	182	12	0	465	0	0	0	2
8:45 AM	16	15	19	0	35	17	19	0	15	116	6	0	22	192	6	0	478	2	1	0	0
Total Survey	175	84	139	2	248	140	151	2	78	936	54	1	86	1,421	54	1	3,566	5	3	0	2

### Peak Hour Summary 7:40 AM to 8:40 AM

By Approach	Northbound NE 97th Ave				Southbound NE 97th Ave				Eastbound Mill Plain Blvd				Westbound Mill Plain Blvd				Total	Pedestrians Crosswalk			
	In	Out	Total	Bikes	In	Out	Total	Bikes	In	Out	Total	Bikes	In	Out	Total	Bikes		North	South	East	West
Volume	218	138	356	1	267	110	377	1	558	989	1,547	1	864	670	1,534	1	1,907	0	1	0	2
%HV	3.7%				5.6%				4.5%				5.2%				4.9%				
PHF	0.69				0.80				0.88				0.88				0.90				

By Movement	Northbound NE 97th Ave				Southbound NE 97th Ave				Eastbound Mill Plain Blvd				Westbound Mill Plain Blvd				Total
	L	T	R	Total	L	T	R	Total	L	T	R	Total	L	T	R	Total	
Volume	106	37	75	218	111	71	85	267	45	484	29	558	38	798	28	864	1,907
%HV	1.9%	8.1%	4.0%	3.7%	4.5%	4.2%	8.2%	5.6%	11.1%	4.1%	0.0%	4.5%	2.6%	5.0%	14.3%	5.2%	4.9%
PHF	0.54	0.71	0.89	0.69	0.79	0.74	0.71	0.80	0.75	0.88	0.60	0.88	0.63	0.89	0.70	0.88	0.90

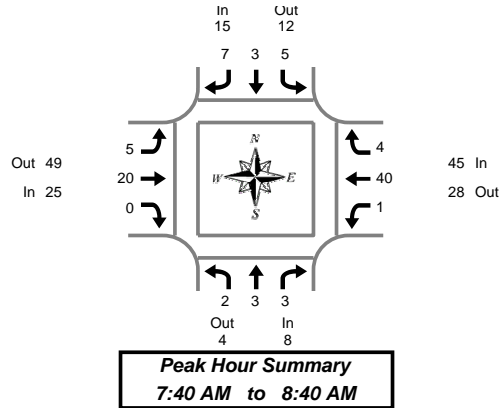
### Rolling Hour Summary 7:00 AM to 9:00 AM

Interval Start Time	Northbound NE 97th Ave				Southbound NE 97th Ave				Eastbound Mill Plain Blvd				Westbound Mill Plain Blvd				Interval Total	Pedestrians Crosswalk			
	L	T	R	Bikes	L	T	R	Bikes	L	T	R	Bikes	L	T	R	Bikes		North	South	East	West
7:00 AM	101	45	65	1	139	71	76	1	29	447	28	1	41	670	23	0	1,735	3	2	0	0
7:15 AM	115	44	64	1	129	70	81	2	37	431	27	1	44	738	26	0	1,806	3	1	0	0
7:30 AM	113	43	71	2	122	74	87	1	32	461	25	1	41	782	24	1	1,875	1	1	0	0
7:45 AM	107	35	74	1	109	72	81	1	46	481	28	1	38	782	32	1	1,885	0	1	0	2
8:00 AM	74	39	74	1	109	69	75	1	49	489	26	0	45	751	31	1	1,831	2	1	0	2

# Heavy Vehicle Summary



Clay Carney  
(503) 833-2740



## NE 97th Ave & Mill Plain Blvd

Thursday, May 04, 2006

7:00 AM to 9:00 AM

### Heavy Vehicle 5-Minute Interval Summary 7:00 AM to 9:00 AM

Interval Start Time	Northbound NE 97th Ave				Southbound NE 97th Ave				Eastbound Mill Plain Blvd				Westbound Mill Plain Blvd				Interval Total
	L	T	R	Total	L	T	R	Total	L	T	R	Total	L	T	R	Total	
7:00 AM	0	0	0	0	0	1	0	1	0	1	0	1	0	0	0	0	2
7:05 AM	0	0	0	0	0	0	0	0	0	0	0	0	0	0	0	0	0
7:10 AM	0	0	0	0	0	0	1	1	0	2	0	2	0	2	0	2	5
7:15 AM	0	0	0	0	0	0	0	0	1	1	0	2	1	1	0	2	4
7:20 AM	0	0	2	2	1	0	1	1	0	1	0	1	0	1	0	1	5
7:25 AM	0	0	0	0	0	1	2	3	2	0	0	2	1	1	0	2	7
7:30 AM	0	0	3	3	0	0	0	0	2	0	2	0	2	0	2	2	7
7:35 AM	0	0	0	0	0	0	0	0	2	0	2	0	2	0	1	0	3
7:40 AM	0	0	0	0	0	0	0	0	3	0	3	0	3	0	1	0	4
7:45 AM	0	0	0	0	2	0	1	3	1	2	0	3	0	2	0	2	8
7:50 AM	0	2	0	2	0	0	1	1	0	1	0	1	0	2	0	2	6
7:55 AM	0	0	0	0	1	0	0	1	0	2	0	2	1	1	0	2	5
8:00 AM	0	0	0	0	0	0	2	2	1	1	0	2	0	3	1	4	8
8:05 AM	0	0	0	0	0	0	1	1	0	0	0	0	0	7	0	7	8
8:10 AM	2	0	1	3	0	0	1	1	0	0	0	0	0	3	1	4	8
8:15 AM	0	0	0	0	1	0	0	1	1	2	0	3	0	4	0	4	8
8:20 AM	0	0	0	0	0	0	0	0	0	4	0	4	0	3	0	3	7
8:25 AM	0	1	1	2	1	1	0	2	0	3	0	3	0	1	1	2	9
8:30 AM	0	0	1	1	0	0	0	0	2	1	0	3	0	4	0	4	8
8:35 AM	0	0	0	0	0	2	1	3	0	1	0	1	0	9	1	10	14
8:40 AM	0	0	0	0	0	0	0	0	3	0	3	0	3	0	1	0	4
8:45 AM	0	0	0	0	0	0	0	0	2	0	2	2	2	1	0	3	5
8:50 AM	1	0	0	1	1	0	0	1	1	2	1	4	0	1	0	1	7
8:55 AM	0	0	0	0	1	0	1	2	0	6	0	6	0	2	0	2	10
Total Survey	3	3	8	14	8	5	11	24	9	42	1	52	5	53	4	62	152

### Heavy Vehicle 15-Minute Interval Summary 7:00 AM to 9:00 AM

Interval Start Time	Northbound NE 97th Ave				Southbound NE 97th Ave				Eastbound Mill Plain Blvd				Westbound Mill Plain Blvd				Interval Total
	L	T	R	Total	L	T	R	Total	L	T	R	Total	L	T	R	Total	
7:00 AM	0	0	0	0	0	1	1	2	0	3	0	3	0	2	0	2	7
7:15 AM	0	0	2	2	1	1	2	4	3	2	0	5	2	3	0	5	16
7:30 AM	0	0	3	3	0	0	0	0	0	7	0	7	0	4	0	4	14
7:45 AM	0	2	0	2	3	0	2	5	1	5	0	6	1	5	0	6	19
8:00 AM	2	0	1	3	0	0	4	4	1	1	0	2	0	13	2	15	24
8:15 AM	0	1	1	2	2	1	0	3	1	9	0	10	0	8	1	9	24
8:30 AM	0	0	1	1	0	2	1	3	2	5	0	7	0	14	1	15	26
8:45 AM	1	0	0	1	2	0	1	3	1	10	1	12	2	4	0	6	22
Total Survey	3	3	8	14	8	5	11	24	9	42	1	52	5	53	4	62	152

### Heavy Vehicle Peak Hour Summary 7:40 AM to 8:40 AM

By Approach	Northbound NE 97th Ave			Southbound NE 97th Ave			Eastbound Mill Plain Blvd			Westbound Mill Plain Blvd			Total
	In	Out	Total	In	Out	Total	In	Out	Total	In	Out	Total	
Volume	8	4	12	15	12	27	25	49	74	45	28	73	93
PHF	0.67			0.75			0.63			0.70			0.75

By Movement	Northbound NE 97th Ave				Southbound NE 97th Ave				Eastbound Mill Plain Blvd				Westbound Mill Plain Blvd				Total
	L	T	R	Total	L	T	R	Total	L	T	R	Total	L	T	R	Total	
Volume	2	3	3	8	5	3	7	15	5	20	0	25	1	40	4	45	93
PHF	0.25	0.38	0.38	0.67	0.42	0.25	0.44	0.75	0.63	0.56	0.00	0.63	0.25	0.71	0.50	0.70	0.75

### Heavy Vehicle Rolling Hour Summary 7:00 AM to 9:00 AM

Interval Start Time	Northbound NE 97th Ave				Southbound NE 97th Ave				Eastbound Mill Plain Blvd				Westbound Mill Plain Blvd				Interval Total
	L	T	R	Total	L	T	R	Total	L	T	R	Total	L	T	R	Total	
7:00 AM	0	2	5	7	4	2	5	11	4	17	0	21	3	14	0	17	56
7:15 AM	2	2	6	10	4	1	8	13	5	15	0	20	3	25	2	30	73
7:30 AM	2	3	5	10	5	1	6	12	3	22	0	25	1	30	3	34	81
7:45 AM	2	3	3	8	5	3	7	15	5	20	0	25	1	40	4	45	93
8:00 AM	3	1	3	7	4	3	6	13	5	25	1	31	2	39	4	45	96

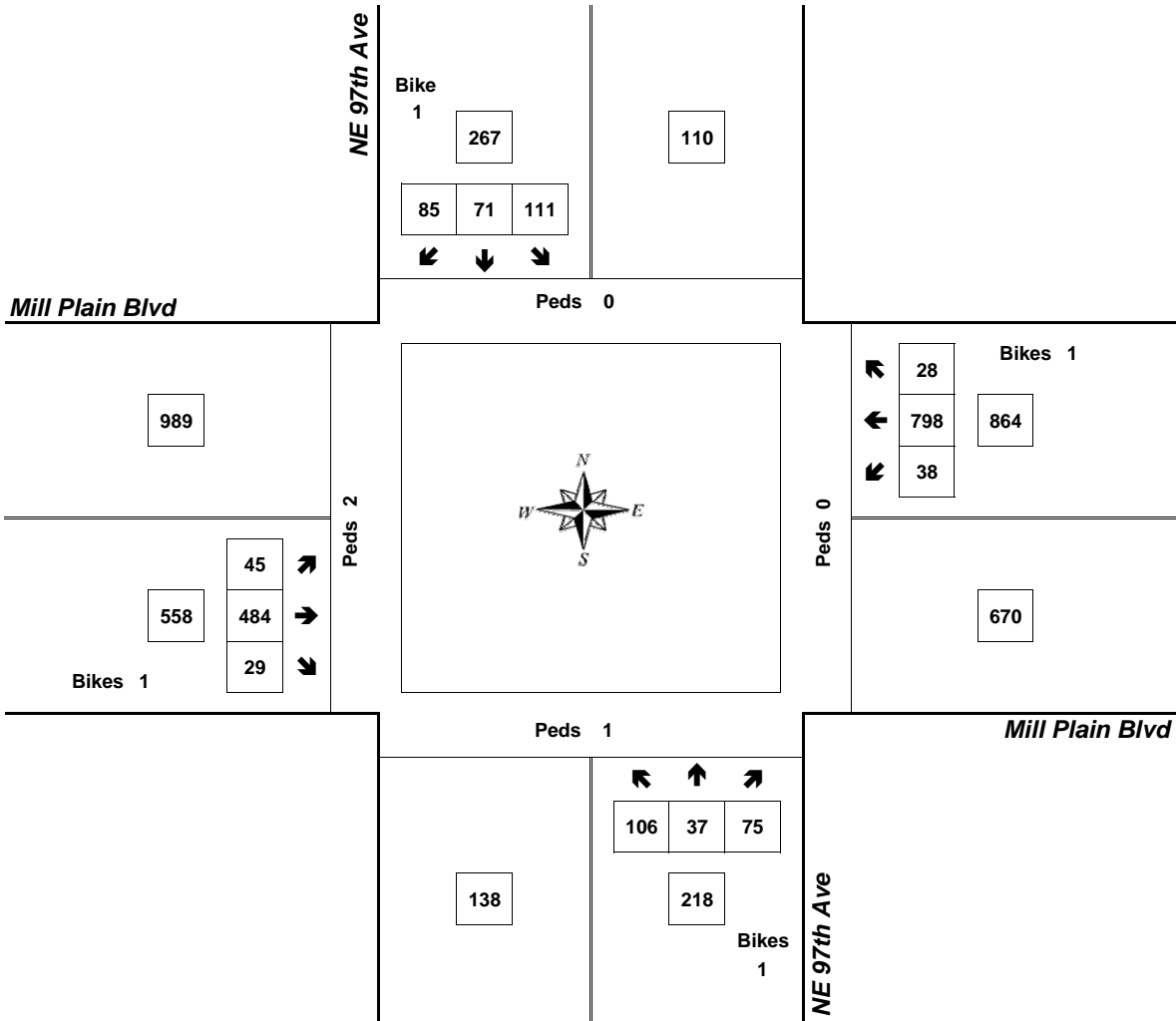
# Peak Hour Summary



Clay Carney  
(503) 833-2740

## NE 97th Ave & Mill Plain Blvd

7:40 AM to 8:40 AM  
Thursday, May 04, 2006



Approach	PHF	HV%	Volume
EB	0.88	4.5%	558
WB	0.88	5.2%	864
NB	0.69	3.7%	218
SB	0.80	5.6%	267
<b>Intersection</b>	<b>0.90</b>	<b>4.9%</b>	<b>1,907</b>

Count Period: 7:00 AM to 9:00 AM