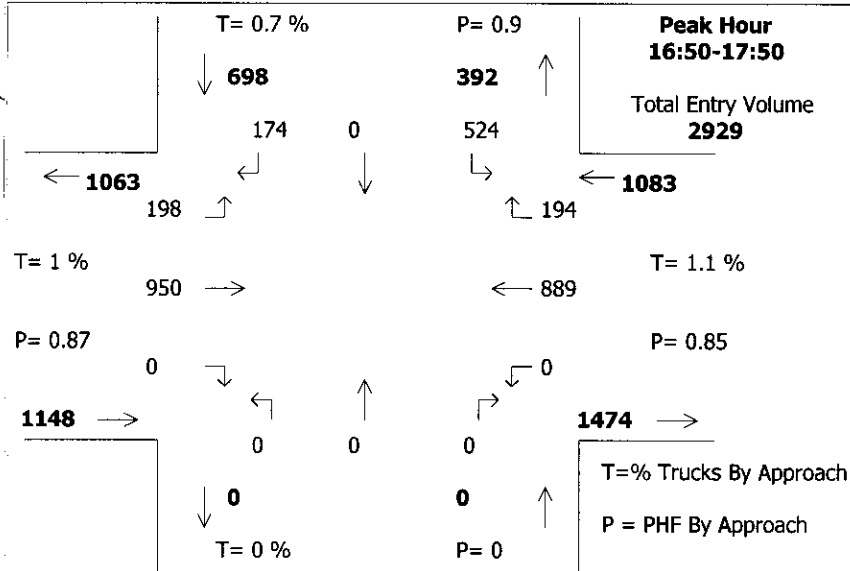


INTERSECTION TURN MOVEMENT SUMMARY REPORT

File: V7GB16.TM1



LOCATION:

SE MILL PLAIN AT 104TH AVENUE
VANCOUVER, WA

Date: **08/21/03** Day: **THU**
Time: **16:00 - 18:00**

Report Prepared for:
CITY OF VANCOUVER

Surveyed By:
TRAFFIC SMITHY, INC
1225 NW Murray Blvd. Suite 111
Portland, OR 97229
Phone: 503-641-6333 Fax: 503-643-8866

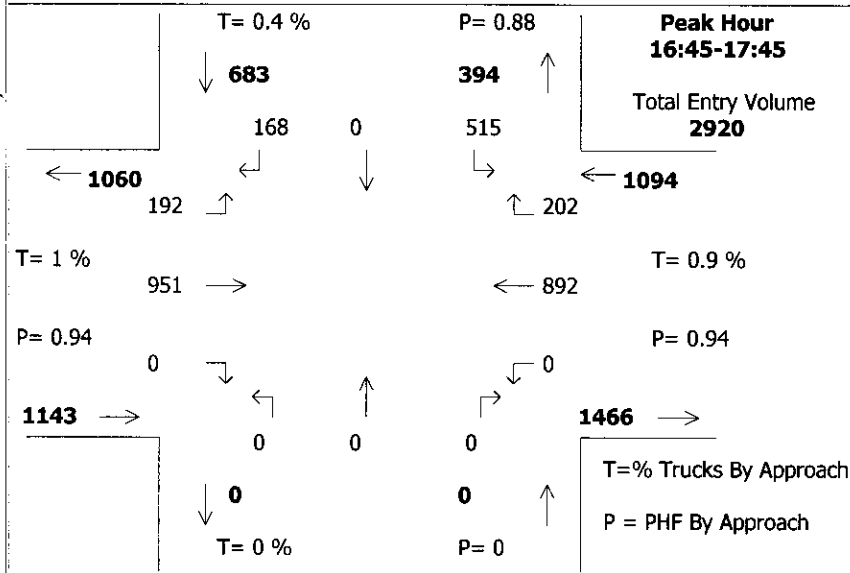
Report Reviewed by: *GREG*

TIME PERIOD	EASTBOUND			SOUTHBOUND			NORTHBOUND			WESTBOUND			ALL
	↙	→	↗	↙	↓	↘	↙	↑	↘	↙	↗		
16:00-16:05	0	70	12	10	0	55	0	0	0	0	56	13	216
16:05-16:10	0	73	14	9	0	39	0	0	0	0	108	23	266
16:10-16:15	0	76	22	10	0	30	0	0	0	0	67	13	218
16:15-16:20	0	70	12	11	0	32	0	0	0	0	89	11	225
16:20-16:25	0	97	16	21	0	32	0	0	0	0	58	15	239
16:25-16:30	0	71	13	11	0	37	0	0	0	0	80	16	228
16:30-16:35	0	79	12	14	0	47	0	0	0	0	71	16	239
16:35-16:40	0	61	16	15	0	43	0	0	0	0	87	18	240
16:40-16:45	0	97	15	14	0	44	0	0	0	0	49	13	232
16:45-16:50	0	76	9	5	0	30	0	0	0	0	88	25	233
16:50-16:55	0	109	24	19	0	45	0	0	0	0	51	13	261
16:55-17:00	0	73	14	12	0	37	0	0	0	0	82	17	235
17:00-17:05	0	84	25	13	0	45	0	0	0	0	65	8	240
17:05-17:10	0	69	12	15	0	31	0	0	0	0	75	17	219
17:10-17:15	0	92	16	14	0	45	0	0	0	0	59	22	248
17:15-17:20	0	66	11	17	0	47	0	0	0	0	91	21	253
17:20-17:25	0	94	16	13	0	58	0	0	0	0	58	12	251
17:25-17:30	0	78	13	21	0	37	0	0	0	0	91	18	258
17:30-17:35	0	77	27	15	0	39	0	0	0	0	77	19	254
17:35-17:40	0	60	10	12	0	46	0	0	0	0	96	17	241
17:40-17:45	0	73	15	12	0	55	0	0	0	0	59	13	227
17:45-17:50	0	75	15	11	0	39	0	0	0	0	85	17	242
17:50-17:55	0	65	21	18	0	38	0	0	0	0	62	19	223
17:55-18:00	0	58	7	14	0	38	0	0	0	0	84	22	223

TOTALS	0	1843	367	326	0	989	0	0	0	0	1788	398	5711
PHF	0	0.89	0.79	0.85	0	0.87	0	0	0	0	0.84	0.81	0.96
% Trucks	0	0.9	1.1	0.9	0	0.6	0	0	0	0	1.3	0.3	1
Stopped Buses	0	0	0	0	0	0	0	0	0	0	0	0	
Pedestrians		0		5		0		0		0	6		

INTERSECTION TURN MOVEMENT PEAK HOUR REPORT

File: V7GB16.TM1



LOCATION:

SE MILL PLAIN AT 104TH AVENUE
VANCOUVER, WA

Date: **08/21/03** Day: **THU**
Time: **16:00 - 18:00**

Report Prepared for:
CITY OF VANCOUVER

Surveyed By:
TRAFFIC SMITHY, INC
1225 NW Murray Blvd. Suite 111
Portland, OR 97229
Phone: 503-641-6333 Fax: 503-643-8866

Report Reviewed by: **GREG**

TIME PERIOD	EASTBOUND			SOUTHBOUND			NORTHBOUND			WESTBOUND			ALL
	↘	→	↗	↙	↓	↘	↖	↑	↗	↖	↗		
ALL VEHICLES													
16:45-17:00	0	258	47	36	0	112	0	0	0	0	221	55	729
17:00-17:15	0	245	53	42	0	121	0	0	0	0	199	47	707
17:15-17:30	0	238	40	51	0	142	0	0	0	0	240	51	762
17:30-17:45	0	210	52	39	0	140	0	0	0	0	232	49	722
LIGHT TRUCKS (SINGLE UNIT 2 AXLES)													
16:45-17:00	0	3	0	0	0	0	0	0	0	0	3	0	6
17:00-17:15	0	3	1	0	0	0	0	0	0	0	2	0	6
17:15-17:30	0	1	1	0	0	1	0	0	0	0	3	0	6
17:30-17:45	0	1	0	1	0	1	0	0	0	0	2	0	5
MEDIUM TRUCKS (SINGLE UNIT >2 AXLES)													
16:45-17:00	0	0	0	0	0	0	0	0	0	0	0	0	0
17:00-17:15	0	0	0	0	0	0	0	0	0	0	0	0	0
17:15-17:30	0	0	0	0	0	0	0	0	0	0	0	0	0
17:30-17:45	0	0	1	0	0	0	0	0	0	0	0	0	1
HEAVY TRUCKS (SEMI-TRACTOR TRAILER)													
16:45-17:00	0	0	0	0	0	0	0	0	0	0	0	0	0
17:00-17:15	0	0	0	0	0	0	0	0	0	0	0	0	0
17:15-17:30	0	0	0	0	0	0	0	0	0	0	0	0	0
17:30-17:45	0	0	0	0	0	0	0	0	0	0	0	0	0
BICYCLES													
16:45-17:00	0	1	0	0	0	1	0	0	0	0	0	1	3
17:00-17:15	0	0	0	0	0	0	0	1	0	0	2	0	3
17:15-17:30	0	3	0	0	0	0	0	1	0	0	1	0	5
17:30-17:45	0	0	0	0	0	1	0	0	0	0	0	0	1
PEDESTRIANS													
Crosswalk	SOUTH			WEST			EAST			NORTH			ALL
16:45-17:00	0			0			0			0			0
17:00-17:15	0			0			0			0			0
17:15-17:30	0			2			0			2			4
17:30-17:45	0			0			0			0			0

Peak Hour By Movement

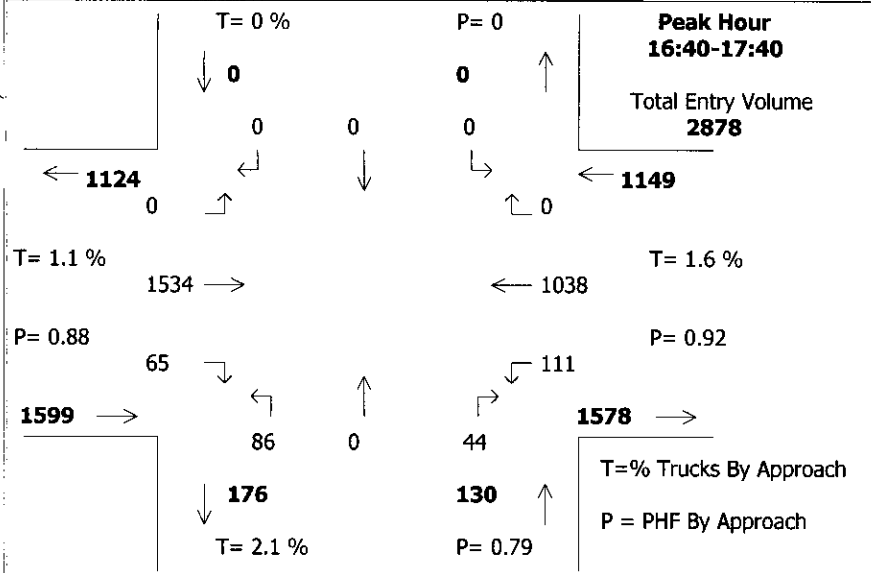
PHF	0	0.92	0.91	0.82	0	0.91	0	0	0	0	0.93	0.92	0.96
% Trucks(All)	0	0.8	1.6	0.6	0	0.4	0	0	0	0	1.1	0	0.8
% Trucks(M+H)	0	0	0.5	0	0	0	0	0	0	0	0	0	0
Stopped Buses	0	0	0	0	0	0	0	0	0	0	0	0	0

Hourly Totals

16:00-17:00	0	952	179	151	0	471	0	0	0	0	886	193	2832
16:15-17:15	0	978	184	164	0	468	0	0	0	0	854	191	2839
16:30-17:30	0	978	183	172	0	509	0	0	0	0	867	200	2909
16:45-17:45	0	951	192	168	0	515	0	0	0	0	892	202	2920
17:00-18:00	0	891	188	175	0	518	0	0	0	0	902	205	2879

INTERSECTION TURN MOVEMENT SUMMARY REPORT

File: V7GC48.TM1

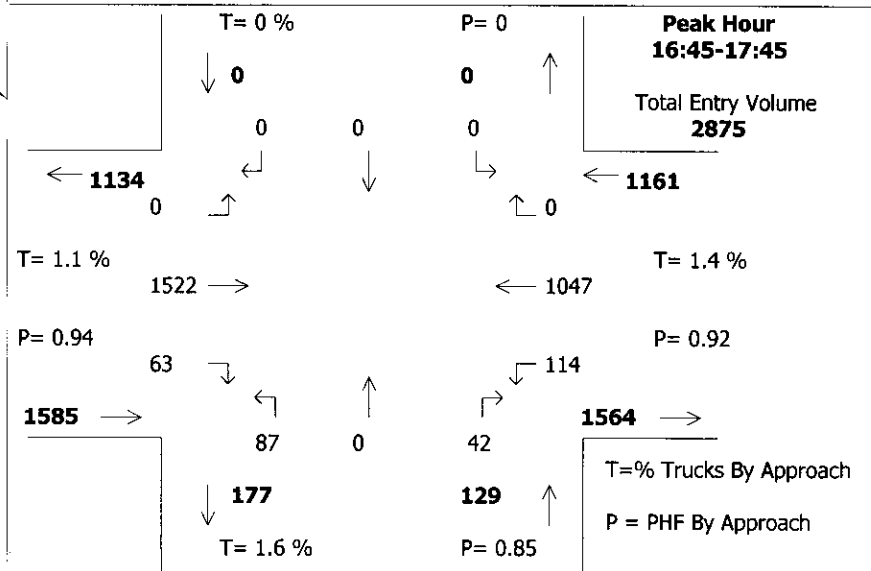


TIME PERIOD	EASTBOUND			SOUTHBOUND			NORTHBOUND			WESTBOUND			ALL
	↓	→	↗	↖	↓	↘	↖	↑	↗	↓	←	↖	
16:00-16:05	8	125	0	0	0	0	10	0	2	9	77	0	231
16:05-16:10	5	96	0	0	0	0	9	0	4	11	101	0	226
16:10-16:15	4	114	0	0	0	1	4	0	2	4	85	0	214
16:15-16:20	2	97	0	0	0	0	3	0	2	14	88	0	206
16:20-16:25	4	127	0	0	0	0	5	0	0	9	91	0	236
16:25-16:30	2	121	0	0	0	0	4	0	1	5	83	0	216
16:30-16:35	2	124	0	0	0	0	7	0	0	6	100	0	239
16:35-16:40	2	109	0	0	0	0	6	0	7	12	81	0	217
16:40-16:45	3	142	0	0	0	0	2	0	3	5	80	0	235
16:45-16:50	8	110	0	0	0	0	6	0	2	12	88	0	226
16:50-16:55	6	158	0	0	0	0	6	0	8	9	89	0	276
16:55-17:00	5	102	0	0	0	0	11	0	5	10	68	0	201
17:00-17:05	5	141	0	0	0	0	1	0	4	3	88	0	242
17:05-17:10	1	89	0	0	0	0	14	0	6	13	65	0	188
17:10-17:15	2	157	0	0	0	0	6	0	2	5	105	0	277
17:15-17:20	4	127	0	0	0	0	7	0	2	14	92	0	246
17:20-17:25	2	164	0	0	0	0	7	0	3	8	83	0	267
17:25-17:30	6	119	0	0	0	0	11	0	3	10	85	0	234
17:30-17:35	11	115	0	0	0	0	7	0	4	5	109	0	251
17:35-17:40	12	110	0	0	0	0	8	0	2	17	86	0	235
17:40-17:45	1	130	0	0	0	0	3	0	1	8	89	0	232
17:45-17:50	2	100	0	0	0	0	11	0	1	10	79	0	203
17:50-17:55	8	108	0	0	0	0	8	0	3	12	94	0	233
17:55-18:00	3	104	0	0	0	0	9	0	2	12	75	0	205

TOTALS	108	2889	0	0	0	1	165	0	69	223	2081	0	5536
PHF	0.56	0.86	0	0	0	0	0.8	0	0.65	0.87	0.93	0	0.91
% Trucks	0.9	1.1	0	0	0	0	2.4	0	1.4	0.4	1.8	0	1.4
Stopped Buses	0	0	0	0	0	0	0	0	0	0	0	0	0
Pedestrians		1			0			3			0		

INTERSECTION TURN MOVEMENT PEAK HOUR REPORT

File: V7GC48.TM1



LOCATION:

SE MILL PLAIN AT 105TH
VANCOUVER, WA

Date: **08/21/03** Day: **THU**
Time: **16:00 - 18:00**

Report Prepared for:
CITY OF VANCOUVER

Surveyed By:
TRAFFIC SMITHY, INC
1225 NW Murray Blvd. Suite 111
Portland, OR 97229
Phone: 503-641-6333 Fax: 503-643-8866

Report Reviewed by: **GREG**

TIME PERIOD	EASTBOUND			SOUTHBOUND			NORTHBOUND			WESTBOUND			ALL
	→	↘	↙	↓	↘	↙	←	↘	↙	←	↘	↙	
ALL VEHICLES													
16:45-17:00	19	370	0	0	0	0	23	0	15	31	245	0	703
17:00-17:15	8	387	0	0	0	0	21	0	12	21	258	0	707
17:15-17:30	12	410	0	0	0	0	25	0	8	32	260	0	747
17:30-17:45	24	355	0	0	0	0	18	0	7	30	284	0	718
LIGHT TRUCKS (SINGLE UNIT 2 AXLES)													
16:45-17:00	0	4	0	0	0	0	1	0	1	1	3	0	10
17:00-17:15	0	5	0	0	0	0	0	0	0	0	4	0	9
17:15-17:30	0	6	0	0	0	0	0	0	0	0	4	0	10
17:30-17:45	1	1	0	0	0	0	0	0	0	0	4	0	6
MEDIUM TRUCKS (SINGLE UNIT >2 AXLES)													
16:45-17:00	0	0	0	0	0	0	0	0	0	0	0	0	0
17:00-17:15	0	0	0	0	0	0	0	0	0	0	0	0	0
17:15-17:30	0	0	0	0	0	0	0	0	0	0	0	0	0
17:30-17:45	0	0	0	0	0	0	0	0	0	0	0	0	0
HEAVY TRUCKS (SEMI-TRACTOR TRAILER)													
16:45-17:00	0	0	0	0	0	0	0	0	0	0	0	0	0
17:00-17:15	0	0	0	0	0	0	0	0	0	0	0	0	0
17:15-17:30	0	0	0	0	0	0	0	0	0	0	0	0	0
17:30-17:45	0	0	0	0	0	0	0	0	0	0	0	0	0
BICYCLES													
16:45-17:00	0	1	0	0	0	0	1	0	0	0	0	0	2
17:00-17:15	0	0	0	0	0	0	0	0	0	0	1	0	1
17:15-17:30	0	2	0	0	0	0	0	0	0	0	0	0	2
17:30-17:45	1	0	0	0	0	0	0	0	0	0	0	0	1
PEDESTRIANS													
Crosswalk	SOUTH			WEST			EAST			NORTH			ALL
16:45-17:00	0	0	0	0	0	0	0	0	0	0	0	0	0
17:00-17:15	0	0	0	0	0	0	0	2	0	0	0	0	2
17:15-17:30	0	0	0	0	0	0	0	0	0	0	0	0	0
17:30-17:45	0	0	0	0	0	0	0	0	0	0	0	0	0

Peak Hour By Movement

PHF	0.66	0.93	0	0	0	0	0.87	0	0.7	0.89	0.92	0	0.96
% Trucks(All)	1.6	1.1	0	0	0	0	1.1	0	2.4	0.9	1.4	0	1.2
% Trucks(M+H)	0	0	0	0	0	0	0	0	0	0	0	0	0
Stopped Buses	0	0	0	0	0	0	0	0	0	0	0	0	0

Hourly Totals

16:00-17:00	51	1425	0	0	0	1	73	0	36	106	1031	0	2723
16:15-17:15	42	1477	0	0	0	0	71	0	40	103	1026	0	2759
16:30-17:30	46	1542	0	0	0	0	84	0	45	107	1024	0	2848
16:45-17:45	63	1522	0	0	0	0	87	0	42	114	1047	0	2875
17:00-18:00	57	1464	0	0	0	0	92	0	33	117	1050	0	2813