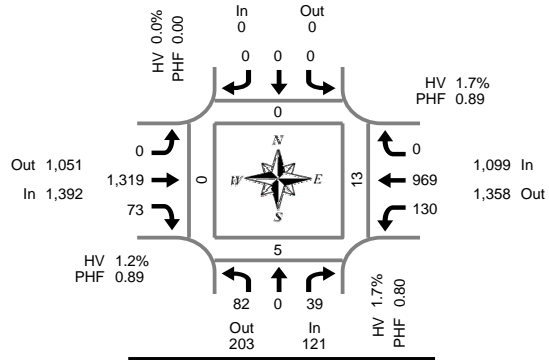


Total Vehicle Summary



Clay Carney
(503) 833-2740



SE 105th Ave & SE Mill Plain Blvd

11/8/2005

4:00 PM to 6:00 PM

5-Minute Interval Summary

4:00 PM to 6:00 PM

Interval Start Time	Northbound SE 105th Ave				Southbound SE 105th Ave				Eastbound SE Mill Plain Blvd				Westbound SE Mill Plain Blvd				Interval Total	Pedestrians Crosswalk			
	L	T	R	Bikes	L	T	R	Bikes	L	T	R	Bikes	L	T	R	Bikes		North	South	East	West
16:00	5	0	2	0	0	0	0	0	0	136	9	0	6	92	0	0	250	0	0	1	0
16:05	9	0	6	0	0	0	0	0	0	91	8	0	12	88	0	1	214	0	1	0	0
16:10	5	0	3	0	0	0	0	0	0	142	5	0	13	97	0	0	265	0	0	0	0
16:15	11	0	4	0	0	0	0	0	0	90	7	0	9	77	0	0	198	0	0	0	0
16:20	7	0	1	0	0	0	0	1	0	107	5	0	10	82	0	0	212	0	0	3	0
16:25	5	0	5	0	0	0	0	0	0	114	7	0	14	59	0	0	204	0	0	1	0
16:30	8	0	5	1	0	0	0	0	0	116	5	0	11	79	0	0	224	0	2	0	0
16:35	5	0	2	0	0	0	0	0	0	94	5	0	12	82	0	0	200	0	0	1	0
16:40	5	0	3	0	0	0	0	0	0	101	5	0	14	75	0	0	203	0	0	0	0
16:45	13	0	2	2	0	0	0	0	0	106	7	0	4	78	0	0	210	0	0	1	0
16:50	5	0	2	0	0	0	0	1	0	130	6	0	9	95	0	0	247	0	2	0	0
16:55	4	0	4	0	0	0	0	0	0	92	4	0	16	65	0	0	185	0	0	6	0
17:00	8	0	7	0	0	0	0	0	0	109	7	0	12	82	0	0	225	0	3	2	3
17:05	7	0	3	0	0	0	0	0	0	116	3	0	14	76	0	0	219	0	0	0	0
17:10	6	0	5	0	0	0	0	0	0	133	8	0	9	91	0	0	252	0	0	1	0
17:15	7	0	3	0	0	0	0	0	0	106	5	0	9	89	0	0	219	0	0	0	0
17:20	15	0	4	0	0	0	0	1	0	95	6	0	17	65	0	0	202	0	0	0	0
17:25	4	0	6	0	0	0	0	0	0	105	5	1	9	71	0	0	200	0	1	0	0
17:30	9	0	3	0	0	0	0	2	0	104	4	0	15	64	0	0	199	0	0	1	0
17:35	13	0	3	0	0	0	0	0	0	91	2	0	18	93	0	0	220	0	0	0	0
17:40	6	0	4	0	0	0	0	0	0	98	8	0	22	54	0	0	192	0	2	0	0
17:45	10	0	2	0	0	0	0	0	0	103	4	0	17	65	0	0	201	0	0	0	0
17:50	16	0	5	0	0	0	0	0	0	58	13	0	10	74	0	1	176	0	0	0	0
17:55	8	0	3	0	0	0	0	0	0	115	7	0	11	84	0	0	228	0	0	0	0
Total Survey	191	0	87	3	0	0	0	5	0	2,552	145	1	293	1,877	0	2	5,145	0	11	17	3

15-Minute Interval Summary

4:00 PM to 6:00 PM

Interval Start Time	Northbound SE 105th Ave				Southbound SE 105th Ave				Eastbound SE Mill Plain Blvd				Westbound SE Mill Plain Blvd				Interval Total	Pedestrians Crosswalk			
	L	T	R	Bikes	L	T	R	Bikes	L	T	R	Bikes	L	T	R	Bikes		North	South	East	West
16:00	19	0	11	0	0	0	0	0	0	369	22	0	31	277	0	1	729	0	1	1	0
16:15	23	0	10	0	0	0	0	1	0	311	19	0	33	218	0	0	614	0	0	4	0
16:30	18	0	10	1	0	0	0	0	0	311	15	0	37	236	0	0	627	0	2	1	0
16:45	22	0	8	2	0	0	0	1	0	328	17	0	29	238	0	0	642	0	2	7	0
17:00	21	0	15	0	0	0	0	0	0	358	18	0	35	249	0	0	696	0	3	3	3
17:15	26	0	13	0	0	0	0	1	0	306	16	1	35	225	0	0	621	0	1	0	0
17:30	28	0	10	0	0	0	0	2	0	293	14	0	55	211	0	0	611	0	2	1	0
17:45	34	0	10	0	0	0	0	0	0	276	24	0	38	223	0	1	605	0	0	0	0
Total Survey	191	0	87	3	0	0	0	5	0	2,552	145	1	293	1,877	0	2	5,145	0	11	17	3

Peak Hour Summary

4:00 PM to 5:00 PM

By Approach	Northbound SE 105th Ave				Southbound SE 105th Ave				Eastbound SE Mill Plain Blvd				Westbound SE Mill Plain Blvd				Total	Pedestrians Crosswalk			
	In	Out	Total	Bikes	In	Out	Total	Bikes	In	Out	Total	Bikes	In	Out	Total	Bikes		North	South	East	West
Volume	121	203	324	3	0	0	0	2	1,392	1,051	2,443	0	1,099	1,358	2,457	1	2,612	0	5	13	0
%HV	1.7%				0.0%				1.2%				1.7%				1.5%				
PHF	0.80				0.00				0.89				0.89				0.90				

By Movement	Northbound SE 105th Ave				Southbound SE 105th Ave				Eastbound SE Mill Plain Blvd				Westbound SE Mill Plain Blvd				Total
	L	T	R	Total	L	T	R	Total	L	T	R	Total	L	T	R	Total	
Volume	82	0	39	121	0	0	0	0	1,319	73	1,392	130	969	0	1,099	2,612	
%HV	2.4%	0.0%	0.0%	1.7%	0.0%	0.0%	0.0%	0.0%	0.0%	1.2%	1.4%	1.2%	0.8%	1.9%	0.0%	1.7%	1.5%
PHF	0.82	0.00	0.75	0.80	0.00	0.00	0.00	0.00	0.00	0.89	0.83	0.89	0.88	0.87	0.00	0.89	0.90

Rolling Hour Summary

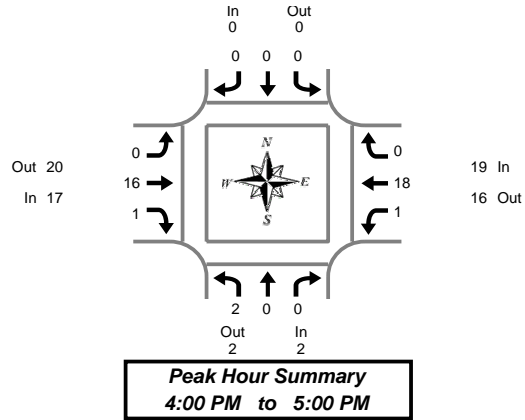
4:00 PM to 6:00 PM

Interval Start Time	Northbound SE 105th Ave				Southbound SE 105th Ave				Eastbound SE Mill Plain Blvd				Westbound SE Mill Plain Blvd				Interval Total	Pedestrians Crosswalk			
	L	T	R	Bikes	L	T	R	Bikes	L	T	R	Bikes	L	T	R	Bikes		North	South	East	West
16:00	82	0	39	3	0	0	0	2	0	1,319	73	0	130	969	0	1	2,612	0	5	13	0
16:15	84	0	43	3	0	0	0	2	0	1,308	69	0	134	941	0	0	2,579	0	7	15	3
16:30	87	0	46	3	0	0	0	2	0	1,303	66	1	136	948	0	0	2,586	0	8	11	3
16:45	97	0	46	2	0	0	0	4	0	1,285	65	1	154	923	0	0	2,570	0	8	11	3

Heavy Vehicle Summary



Clay Carney
(503) 833-2740



SE 105th Ave & SE Mill Plain Blvd

11/8/2005

4:00 PM to 6:00 PM

Heavy Vehicle 5-Minute Interval Summary

4:00 PM to 6:00 PM

Interval Start Time	Northbound SE 105th Ave				Southbound SE 105th Ave				Eastbound SE Mill Plain Blvd				Westbound SE Mill Plain Blvd				Interval Total
	L	T	R	Total	L	T	R	Total	L	T	R	Total	L	T	R	Total	
16:00	0	0	0	0	0	0	0	0	0	2	0	2	1	1	0	2	4
16:05	0	0	0	0	0	0	0	0	0	1	0	1	0	6	0	6	7
16:10	0	0	0	0	0	0	0	0	0	3	0	3	0	0	0	0	3
16:15	0	0	0	0	0	0	0	0	0	2	0	2	0	1	0	1	3
16:20	0	0	0	0	0	0	0	0	0	1	0	1	0	1	0	1	2
16:25	0	0	0	0	0	0	0	0	0	2	1	3	0	3	0	3	6
16:30	0	0	0	0	0	0	0	0	0	1	0	1	0	2	0	2	3
16:35	1	0	0	1	0	0	0	0	0	1	0	1	0	0	0	0	2
16:40	0	0	0	0	0	0	0	0	0	0	0	0	0	2	0	2	2
16:45	0	0	0	0	0	0	0	0	0	1	0	1	0	2	0	2	3
16:50	0	0	0	0	0	0	0	0	0	2	0	2	0	0	0	0	2
16:55	1	0	0	1	0	0	0	0	0	0	0	0	0	0	0	0	1
17:00	0	0	0	0	0	0	0	0	0	3	0	3	0	0	0	0	3
17:05	0	0	0	0	0	0	0	0	0	1	0	1	0	1	0	1	2
17:10	0	0	0	0	0	0	0	0	0	1	0	1	0	0	0	0	1
17:15	0	0	0	0	0	0	0	0	0	3	0	3	0	2	0	2	5
17:20	0	0	0	0	0	0	0	0	0	1	0	1	0	2	0	2	3
17:25	0	0	0	0	0	0	0	0	0	2	0	2	0	1	0	1	3
17:30	0	0	0	0	0	0	0	0	0	0	0	0	1	0	0	1	1
17:35	1	0	0	1	0	0	0	0	0	4	0	4	0	1	0	1	6
17:40	0	0	0	0	0	0	0	0	0	0	0	0	0	1	0	1	1
17:45	0	0	0	0	0	0	0	0	0	0	0	0	0	0	0	0	0
17:50	0	0	1	1	0	0	0	0	0	0	0	0	1	1	0	2	3
17:55	0	0	0	0	0	0	0	0	0	2	0	2	0	0	0	0	2
Total Survey	3	0	1	4	0	0	0	0	0	33	1	34	3	27	0	30	68

Heavy Vehicle 15-Minute Interval Summary

4:00 PM to 6:00 PM

Interval Start Time	Northbound SE 105th Ave				Southbound SE 105th Ave				Eastbound SE Mill Plain Blvd				Westbound SE Mill Plain Blvd				Interval Total
	L	T	R	Total	L	T	R	Total	L	T	R	Total	L	T	R	Total	
16:00	0	0	0	0	0	0	0	0	0	6	0	6	1	7	0	8	14
16:15	0	0	0	0	0	0	0	0	0	5	1	6	0	5	0	5	11
16:30	1	0	0	1	0	0	0	0	0	2	0	2	0	4	0	4	7
16:45	1	0	0	1	0	0	0	0	0	3	0	3	0	2	0	2	6
17:00	0	0	0	0	0	0	0	0	0	5	0	5	0	1	0	1	6
17:15	0	0	0	0	0	0	0	0	0	6	0	6	0	5	0	5	11
17:30	1	0	0	1	0	0	0	0	0	4	0	4	1	2	0	3	8
17:45	0	0	1	1	0	0	0	0	0	2	0	2	1	1	0	2	5
Total Survey	3	0	1	4	0	0	0	0	0	33	1	34	3	27	0	30	68

Heavy Vehicle Peak Hour Summary

4:00 PM to 5:00 PM

By Approach	Northbound SE 105th Ave			Southbound SE 105th Ave			Eastbound SE Mill Plain Blvd			Westbound SE Mill Plain Blvd			Total
	In	Out	Total	In	Out	Total	In	Out	Total	In	Out	Total	
Volume	2	2	4	0	0	0	17	20	37	19	16	35	38
PHF	0.50			0.00			0.71			0.59			0.68

By Movement	Northbound SE 105th Ave				Southbound SE 105th Ave				Eastbound SE Mill Plain Blvd				Westbound SE Mill Plain Blvd				Total
	L	T	R	Total	L	T	R	Total	L	T	R	Total	L	T	R	Total	
Volume	2	0	0	2	0	0	0	0	0	16	1	17	1	18	0	19	38
PHF	0.50	0.00	0.00	0.50	0.00	0.00	0.00	0.00	0.00	0.67	0.25	0.71	0.25	0.64	0.00	0.59	0.68

Heavy Vehicle Rolling Hour Summary

4:00 PM to 6:00 PM

Interval Start Time	Northbound SE 105th Ave				Southbound SE 105th Ave				Eastbound SE Mill Plain Blvd				Westbound SE Mill Plain Blvd				Interval Total
	L	T	R	Total	L	T	R	Total	L	T	R	Total	L	T	R	Total	
16:00	2	0	0	2	0	0	0	0	0	16	1	17	1	18	0	19	38
16:15	2	0	0	2	0	0	0	0	0	15	1	16	0	12	0	12	30
16:30	2	0	0	2	0	0	0	0	0	16	0	16	0	12	0	12	30
16:45	2	0	0	2	0	0	0	0	0	18	0	18	1	10	0	11	31

Peak Hour Summary

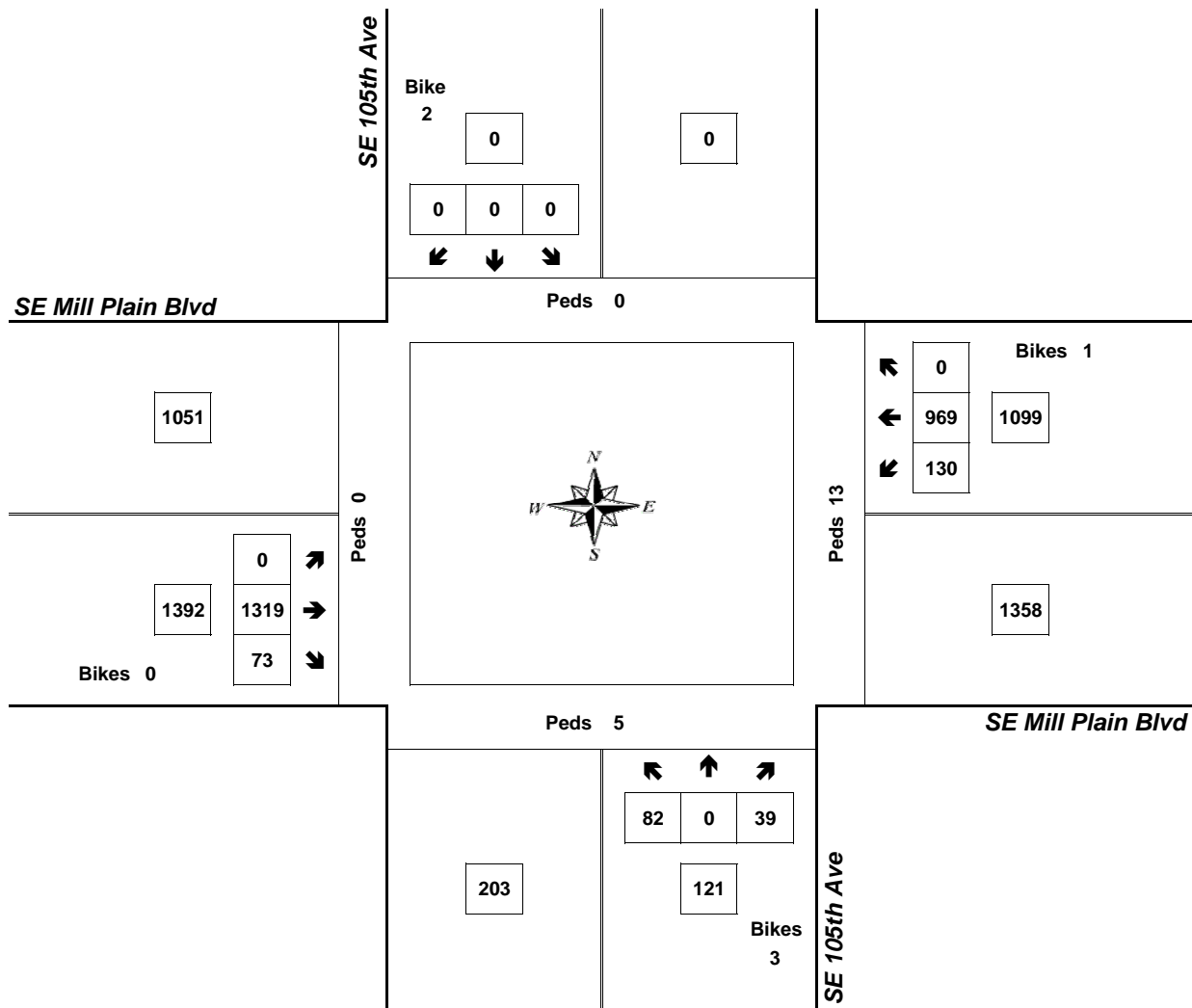


Clay Carney
(503) 833-2740

SE 105th Ave & SE Mill Plain Blvd

4:00 PM to 5:00 PM

11/8/2005



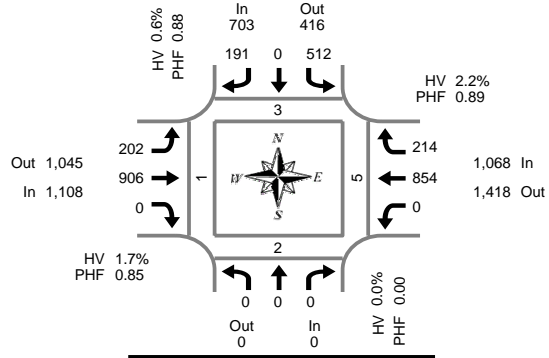
Approach	PHF	HV%	Volume
EB	0.89	1.2%	1,392
WB	0.89	1.7%	1,099
NB	0.80	1.7%	121
SB	0.00	0.0%	0
Intersection	0.90	1.5%	2,612

Count Period: 4:00 PM to 6:00 PM

Total Vehicle Summary



Clay Carney
(503) 833-2740



NE 104th Ave & SE Mill Plain Blvd

11/8/2005

4:00 PM to 6:00 PM

Peak Hour Summary
4:00 PM to 5:00 PM

5-Minute Interval Summary

4:00 PM to 6:00 PM

Interval Start Time	Northbound NE 104th Ave				Southbound NE 104th Ave				Eastbound SE Mill Plain Blvd				Westbound SE Mill Plain Blvd				Interval Total	Pedestrians Crosswalk			
	L	T	R	Bikes	L	T	R	Bikes	L	T	R	Bikes	L	T	R	Bikes		North	South	East	West
16:00	0	0	0	0	49	0	25	0	16	98	0	0	0	81	16	0	285	0	0	0	0
16:05	0	0	0	0	49	0	14	0	17	63	0	0	0	79	21	0	243	0	0	0	0
16:10	0	0	0	0	34	0	11	0	23	108	0	0	0	82	21	0	279	0	0	2	0
16:15	0	0	0	0	39	0	15	0	14	58	0	1	0	67	22	0	215	2	0	0	0
16:20	0	0	0	0	33	0	15	0	17	83	0	0	0	78	14	0	240	1	0	0	0
16:25	0	0	0	0	54	0	14	1	18	69	0	0	0	52	10	0	217	0	0	0	0
16:30	0	0	0	0	36	0	16	0	14	77	0	0	0	65	22	0	230	0	2	1	1
16:35	0	0	0	0	33	0	13	0	21	66	0	0	0	67	22	1	222	0	0	2	0
16:40	0	0	0	0	35	0	18	0	15	73	0	0	0	71	14	0	226	0	0	0	0
16:45	0	0	0	0	49	0	18	0	17	84	0	0	0	68	20	0	256	0	0	0	0
16:50	0	0	0	0	51	0	11	0	11	79	0	0	0	89	15	0	256	0	0	0	0
16:55	0	0	0	1	50	0	21	0	19	48	0	0	0	55	17	0	210	0	0	0	0
17:00	0	0	0	1	38	0	14	0	19	78	0	0	0	75	17	1	241	0	0	0	0
17:05	0	0	0	0	41	0	19	0	13	80	0	0	0	71	10	0	234	0	0	0	0
17:10	0	0	0	0	38	0	8	1	20	104	0	0	0	80	23	0	273	0	0	0	1
17:15	0	0	0	0	30	0	4	0	20	85	0	0	0	81	16	0	236	0	0	0	0
17:20	0	0	0	0	39	0	12	0	19	57	0	0	0	58	21	0	206	0	0	1	0
17:25	0	0	0	0	35	0	20	0	22	75	0	0	0	59	16	0	227	0	0	0	0
17:30	0	0	0	0	41	0	23	2	18	67	0	0	0	53	17	0	219	0	0	1	0
17:35	0	0	0	1	33	0	16	1	15	61	0	0	0	84	26	0	235	1	0	0	0
17:40	0	0	0	0	43	0	26	0	13	64	0	0	0	46	14	0	206	1	0	2	0
17:45	0	0	0	0	31	0	20	0	16	73	0	0	0	60	11	0	211	1	0	0	0
17:50	0	0	0	0	32	0	13	0	5	43	0	0	0	62	26	0	181	1	0	2	0
17:55	0	0	0	0	41	0	8	0	20	83	0	0	0	67	24	0	243	0	0	0	0
Total Survey	0	0	0	3	954	0	374	5	402	1,776	0	1	0	1,650	435	2	5,591	7	2	11	2

15-Minute Interval Summary

4:00 PM to 6:00 PM

Interval Start Time	Northbound NE 104th Ave				Southbound NE 104th Ave				Eastbound SE Mill Plain Blvd				Westbound SE Mill Plain Blvd				Interval Total	Pedestrians Crosswalk			
	L	T	R	Bikes	L	T	R	Bikes	L	T	R	Bikes	L	T	R	Bikes		North	South	East	West
16:00	0	0	0	0	132	0	50	0	56	269	0	0	0	242	58	0	807	0	0	2	0
16:15	0	0	0	0	126	0	44	1	49	210	0	1	0	197	46	0	672	3	0	0	0
16:30	0	0	0	0	104	0	47	0	50	216	0	0	0	203	58	1	678	0	2	3	1
16:45	0	0	0	1	150	0	50	0	47	211	0	0	0	212	52	0	722	0	0	0	0
17:00	0	0	0	1	117	0	41	1	52	262	0	0	0	226	50	1	748	0	0	0	1
17:15	0	0	0	0	104	0	36	0	61	217	0	0	0	198	53	0	669	0	0	1	0
17:30	0	0	0	1	117	0	65	3	46	192	0	0	0	183	57	0	660	2	0	3	0
17:45	0	0	0	0	104	0	41	0	41	199	0	0	0	189	61	0	635	2	0	2	0
Total Survey	0	0	0	3	954	0	374	5	402	1,776	0	1	0	1,650	435	2	5,591	7	2	11	2

Peak Hour Summary

4:00 PM to 5:00 PM

By Approach	Northbound NE 104th Ave				Southbound NE 104th Ave				Eastbound SE Mill Plain Blvd				Westbound SE Mill Plain Blvd				Total	Pedestrians Crosswalk			
	In	Out	Total	Bikes	In	Out	Total	Bikes	In	Out	Total	Bikes	In	Out	Total	Bikes		North	South	East	West
Volume	0	0	0	1	703	416	1,119	1	1,108	1,045	2,153	1	1,068	1,418	2,486	1	2,879	3	2	5	1
%HV	0.0%				0.6%				1.7%				2.2%				1.6%				
PHF	0.00				0.88				0.85				0.89				0.89				

By Movement	Northbound NE 104th Ave				Southbound NE 104th Ave				Eastbound SE Mill Plain Blvd				Westbound SE Mill Plain Blvd				Total				
	L	T	R	Total	L	T	R	Total	L	T	R	Total	L	T	R	Total					
Volume	0	0	0	0	512	0	191	703	202	906	0	1,108	0	854	214	1,068	2,879				
%HV	0.0%	0.0%	0.0%	0.0%	0.2%	0.0%	1.6%	0.6%	1.5%	1.8%	0.0%	1.7%	0.0%	2.0%	2.8%	2.2%	1.6%				
PHF	0.00	0.00	0.00	0.00	0.85	0.00	0.96	0.88	0.90	0.84	0.00	0.85	0.00	0.88	0.84	0.89	0.89				

Rolling Hour Summary

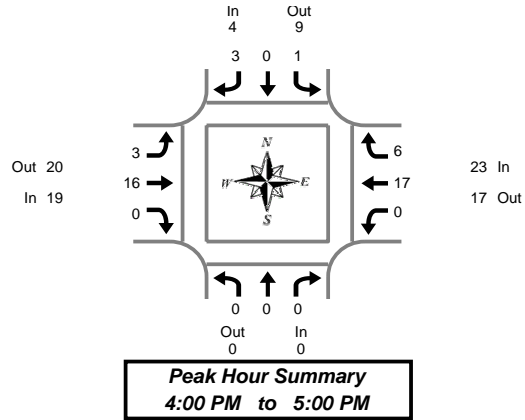
4:00 PM to 6:00 PM

Interval Start Time	Northbound NE 104th Ave				Southbound NE 104th Ave				Eastbound SE Mill Plain Blvd				Westbound SE Mill Plain Blvd				Interval Total	Pedestrians Crosswalk			
	L	T	R	Bikes	L	T	R	Bikes	L	T	R	Bikes	L	T	R	Bikes		North	South	East	West
16:00	0	0	0	1	512	0	191	1	202	906	0	1	0	854	214	1	2,879	3	2	5	1
16:15	0	0	0	2	497	0	182	2	198	899	0	1	0	838	206	2	2,820	3	2	3	2
16:30	0	0	0	2	475	0	174	1	210	906	0	0	0	839	213	2	2,817	0	2	4	2
16:45	0	0	0	3	488	0	192	4	206	882	0	0	0	819	212	1	2,799	2	0	4	1

Heavy Vehicle Summary



Clay Carney
(503) 833-2740



NE 104th Ave & SE Mill Plain Blvd

11/8/2005

4:00 PM to 6:00 PM

Heavy Vehicle 5-Minute Interval Summary

4:00 PM to 6:00 PM

Interval Start Time	Northbound NE 104th Ave				Southbound NE 104th Ave				Eastbound SE Mill Plain Blvd				Westbound SE Mill Plain Blvd				Interval Total
	L	T	R	Total	L	T	R	Total	L	T	R	Total	L	T	R	Total	
16:00	0	0	0	0	0	0	0	0	1	1	0	2	0	2	0	2	4
16:05	0	0	0	0	0	0	1	1	0	1	0	1	0	2	2	4	6
16:10	0	0	0	0	0	0	0	0	0	1	0	1	0	1	0	1	2
16:15	0	0	0	0	0	0	0	0	0	2	0	2	0	0	0	0	2
16:20	0	0	0	0	0	0	1	1	0	2	0	2	0	1	0	1	4
16:25	0	0	0	0	0	0	0	0	0	3	0	3	0	1	2	3	6
16:30	0	0	0	0	0	0	0	0	0	1	0	1	0	1	0	1	2
16:35	0	0	0	0	0	0	0	0	1	1	0	2	0	1	1	2	4
16:40	0	0	0	0	0	0	1	1	0	1	0	1	0	2	0	2	4
16:45	0	0	0	0	0	0	0	0	1	1	0	2	0	3	0	3	5
16:50	0	0	0	0	1	0	0	1	0	2	0	2	0	1	0	1	4
16:55	0	0	0	0	0	0	0	0	0	0	0	0	0	2	1	3	3
17:00	0	0	0	0	0	0	1	1	0	3	0	3	0	0	0	0	4
17:05	0	0	0	0	0	0	0	0	0	0	0	0	0	2	0	2	2
17:10	0	0	0	0	1	0	0	1	0	2	0	2	0	0	1	1	4
17:15	0	0	0	0	0	0	0	0	0	3	0	3	0	1	0	1	4
17:20	0	0	0	0	0	0	0	0	0	1	0	1	0	2	0	2	3
17:25	0	0	0	0	0	0	0	0	0	2	0	2	0	0	0	0	2
17:30	0	0	0	0	0	0	1	1	0	0	0	0	0	0	0	0	1
17:35	0	0	0	0	0	0	0	0	0	3	0	3	0	1	0	1	4
17:40	0	0	0	0	0	0	0	0	0	0	0	0	0	0	0	0	0
17:45	0	0	0	0	0	0	1	1	0	0	0	0	0	0	0	0	1
17:50	0	0	0	0	0	0	0	0	0	0	0	0	0	1	0	1	1
17:55	0	0	0	0	0	0	0	0	0	3	0	3	0	0	0	0	3
Total Survey	0	0	0	0	2	0	6	8	3	33	0	36	0	24	7	31	75

Heavy Vehicle 15-Minute Interval Summary

4:00 PM to 6:00 PM

Interval Start Time	Northbound NE 104th Ave				Southbound NE 104th Ave				Eastbound SE Mill Plain Blvd				Westbound SE Mill Plain Blvd				Interval Total
	L	T	R	Total	L	T	R	Total	L	T	R	Total	L	T	R	Total	
16:00	0	0	0	0	0	0	1	1	1	3	0	4	0	5	2	7	12
16:15	0	0	0	0	0	0	1	1	0	7	0	7	0	2	2	4	12
16:30	0	0	0	0	0	0	1	1	1	3	0	4	0	4	1	5	10
16:45	0	0	0	0	1	0	0	1	1	3	0	4	0	6	1	7	12
17:00	0	0	0	0	1	0	1	2	0	5	0	5	0	2	1	3	10
17:15	0	0	0	0	0	0	0	0	0	6	0	6	0	3	0	3	9
17:30	0	0	0	0	0	0	1	1	0	3	0	3	0	1	0	1	5
17:45	0	0	0	0	0	0	1	1	0	3	0	3	0	1	0	1	5
Total Survey	0	0	0	0	2	0	6	8	3	33	0	36	0	24	7	31	75

Heavy Vehicle Peak Hour Summary

4:00 PM to 5:00 PM

By Approach	Northbound NE 104th Ave			Southbound NE 104th Ave			Eastbound SE Mill Plain Blvd			Westbound SE Mill Plain Blvd			Total
	In	Out	Total	In	Out	Total	In	Out	Total	In	Out	Total	
Volume	0	0	0	4	9	13	19	20	39	23	17	40	46
PHF	0.00			0.50			0.68			0.82			0.88

By Movement	Northbound NE 104th Ave				Southbound NE 104th Ave				Eastbound SE Mill Plain Blvd				Westbound SE Mill Plain Blvd				Total
	L	T	R	Total	L	T	R	Total	L	T	R	Total	L	T	R	Total	
Volume	0	0	0	0	1	0	3	4	3	16	0	19	0	17	6	23	46
PHF	0.00	0.00	0.00	0.00	0.25	0.00	0.75	0.50	0.38	0.57	0.00	0.68	0.00	0.71	0.50	0.82	0.88

Heavy Vehicle Rolling Hour Summary

4:00 PM to 6:00 PM

Interval Start Time	Northbound NE 104th Ave				Southbound NE 104th Ave				Eastbound SE Mill Plain Blvd				Westbound SE Mill Plain Blvd				Interval Total
	L	T	R	Total	L	T	R	Total	L	T	R	Total	L	T	R	Total	
16:00	0	0	0	0	1	0	3	4	3	16	0	19	0	17	6	23	46
16:15	0	0	0	0	2	0	3	5	2	18	0	20	0	14	5	19	44
16:30	0	0	0	0	2	0	2	4	2	17	0	19	0	15	3	18	41
16:45	0	0	0	0	2	0	2	4	1	17	0	18	0	12	2	14	36

Peak Hour Summary

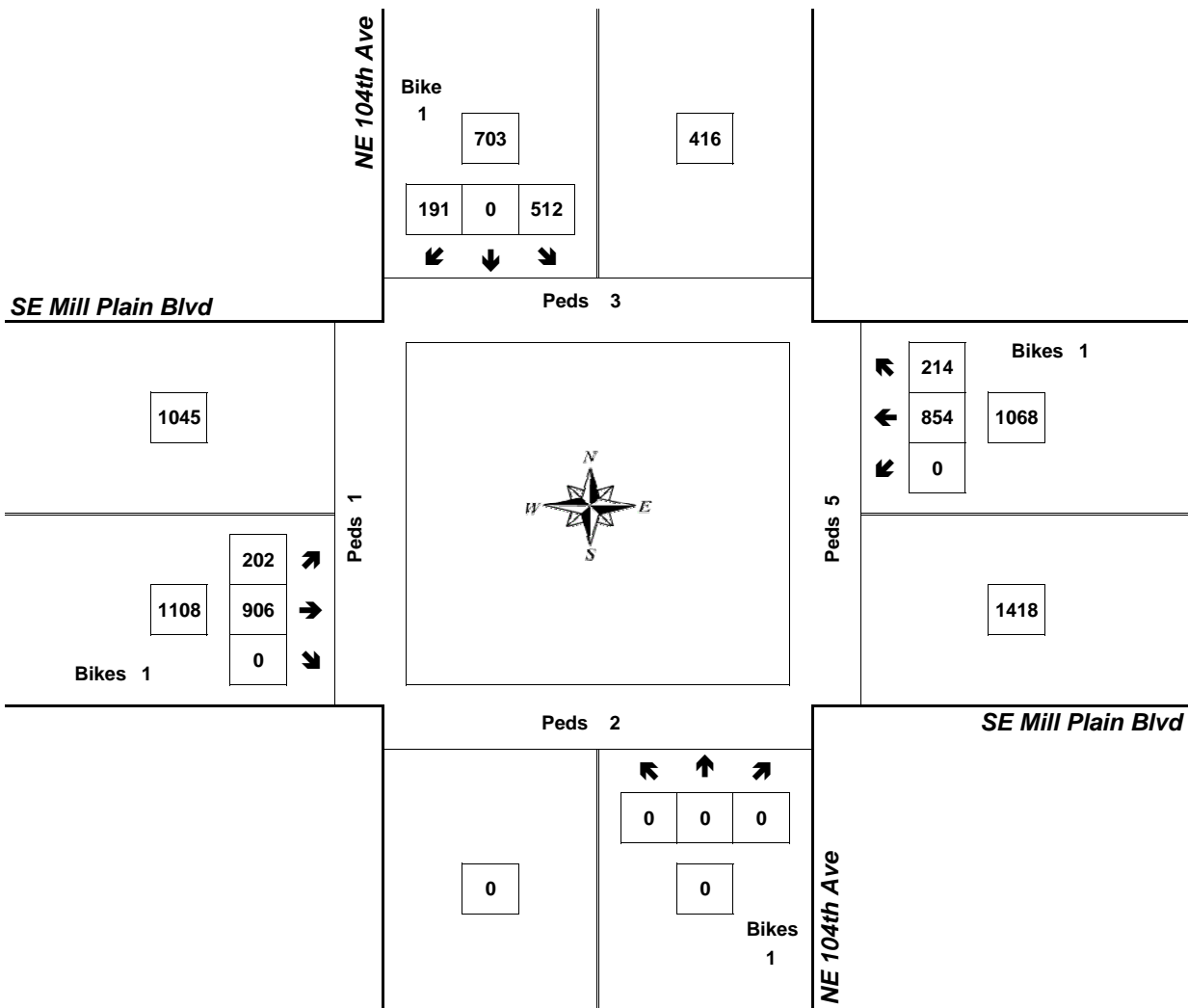


Clay Carney
(503) 833-2740

NE 104th Ave & SE Mill Plain Blvd

4:00 PM to 5:00 PM

11/8/2005



Approach	PHF	HV%	Volume
EB	0.85	1.7%	1,108
WB	0.89	2.2%	1,068
NB	0.00	0.0%	0
SB	0.88	0.6%	703
Intersection	0.89	1.6%	2,879

Count Period: 4:00 PM to 6:00 PM