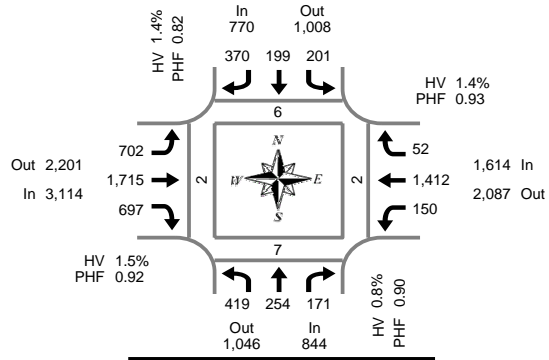


Total Vehicle Summary



Clay Carney
(503) 833-2740



NE Chkalov Dr & SE Mill Plain Blvd

11/8/2005

4:00 PM to 6:00 PM

Peak Hour Summary
4:40 PM to 5:40 PM

5-Minute Interval Summary

4:00 PM to 6:00 PM

Interval Start Time	Northbound NE Chkalov Dr				Southbound NE Chkalov Dr				Eastbound SE Mill Plain Blvd				Westbound SE Mill Plain Blvd				Interval Total	Pedestrians Crosswalk			
	L	T	R	Bikes	L	T	R	Bikes	L	T	R	Bikes	L	T	R	Bikes		North	South	East	West
16:00	33	18	15	0	13	9	24	0	33	113	51	0	9	91	3	0	412	0	1	1	0
16:05	31	16	13	0	12	11	19	0	52	149	48	0	10	151	5	0	517	0	0	0	0
16:10	30	20	15	0	16	25	26	0	53	127	46	0	12	99	3	0	472	0	0	0	0
16:15	25	16	21	0	14	10	33	1	55	162	47	0	4	130	8	0	525	0	0	0	0
16:20	29	31	19	1	18	18	27	0	51	138	50	0	13	89	4	0	487	0	0	4	0
16:25	36	24	13	0	20	10	36	0	64	148	44	0	15	117	9	0	536	0	1	1	1
16:30	27	24	15	0	14	19	39	0	44	116	56	0	8	92	3	0	457	0	0	0	0
16:35	35	11	13	0	14	11	24	0	58	154	44	0	11	132	4	0	511	0	0	3	0
16:40	28	31	18	0	15	19	37	0	56	127	63	1	14	98	1	0	507	0	0	0	0
16:45	45	11	11	0	23	11	24	0	59	144	61	0	16	128	3	0	536	0	0	2	0
16:50	34	22	13	0	16	16	20	0	49	130	48	0	4	101	6	0	459	0	0	0	0
16:55	37	18	16	0	16	6	24	0	69	161	62	0	11	120	8	0	548	4	2	0	0
17:00	26	23	14	0	17	28	39	0	64	119	64	0	15	97	5	0	511	0	1	0	0
17:05	24	22	10	0	14	11	45	1	66	160	65	0	10	140	3	0	570	2	0	0	1
17:10	29	21	17	0	19	26	37	1	62	130	69	0	8	111	2	0	531	0	0	0	0
17:15	51	21	15	0	12	10	24	0	68	163	59	0	18	139	2	0	582	0	0	0	0
17:20	34	17	16	0	22	17	28	0	49	135	56	0	12	107	4	0	497	0	4	0	0
17:25	37	25	18	1	14	12	34	0	56	178	56	0	16	126	5	0	577	0	0	0	0
17:30	33	24	13	0	15	25	33	0	45	129	42	0	13	108	6	0	486	0	0	0	1
17:35	41	19	10	0	18	18	25	0	59	139	52	0	13	137	7	0	538	0	0	0	0
17:40	34	25	13	0	14	21	34	0	52	119	53	0	7	85	2	0	459	0	0	0	0
17:45	26	22	12	0	15	14	30	0	44	143	44	0	8	116	2	2	476	0	1	0	0
17:50	26	31	16	0	13	14	21	0	30	104	41	0	5	92	4	0	397	1	0	1	0
17:55	23	18	14	0	15	11	24	0	59	150	37	0	9	113	3	0	476	2	0	0	0
Total Survey	774	510	350	2	379	372	707	3	1,297	3,338	1,258	1	261	2,719	102	2	12,067	9	10	12	3

15-Minute Interval Summary

4:00 PM to 6:00 PM

Interval Start Time	Northbound NE Chkalov Dr				Southbound NE Chkalov Dr				Eastbound SE Mill Plain Blvd				Westbound SE Mill Plain Blvd				Interval Total	Pedestrians Crosswalk			
	L	T	R	Bikes	L	T	R	Bikes	L	T	R	Bikes	L	T	R	Bikes		North	South	East	West
16:00	94	54	43	0	41	45	69	0	138	389	145	0	31	341	11	0	1,401	0	1	1	0
16:15	90	71	53	1	52	38	96	1	170	448	141	0	32	336	21	0	1,548	0	1	5	1
16:30	90	66	46	0	43	49	100	0	158	397	163	1	33	322	8	0	1,475	0	0	3	0
16:45	116	51	40	0	55	33	68	0	177	435	171	0	31	349	17	0	1,543	4	2	2	0
17:00	79	66	41	0	50	65	121	2	192	409	198	0	33	348	10	0	1,612	2	1	0	1
17:15	122	63	49	1	48	39	86	0	173	476	171	0	46	372	11	0	1,656	0	4	0	0
17:30	108	68	36	0	47	64	92	0	156	387	147	0	33	330	15	0	1,483	0	0	0	1
17:45	75	71	42	0	43	39	75	0	133	397	122	0	22	321	9	2	1,349	3	1	1	0
Total Survey	774	510	350	2	379	372	707	3	1,297	3,338	1,258	1	261	2,719	102	2	12,067	9	10	12	3

Peak Hour Summary

4:40 PM to 5:40 PM

By Approach	Northbound NE Chkalov Dr				Southbound NE Chkalov Dr				Eastbound SE Mill Plain Blvd				Westbound SE Mill Plain Blvd				Total	Pedestrians Crosswalk			
	In	Out	Total	Bikes	In	Out	Total	Bikes	In	Out	Total	Bikes	In	Out	Total	Bikes		North	South	East	West
Volume	844	1,046	1,890	1	770	1,008	1,778	2	3,114	2,201	5,315	1	1,614	2,087	3,701	0	6,342	6	7	2	2
%HV	0.8%				1.4%				1.5%				1.4%				1.4%				
PHF	0.90				0.82				0.92				0.93				0.94				

By Movement	Northbound NE Chkalov Dr				Southbound NE Chkalov Dr				Eastbound SE Mill Plain Blvd				Westbound SE Mill Plain Blvd				Total
	L	T	R	Total	L	T	R	Total	L	T	R	Total	L	T	R	Total	
Volume	419	254	171	844	201	199	370	770	702	1,715	697	3,114	150	1,412	52	1,614	6,342
%HV	0.7%	0.8%	1.2%	0.8%	2.0%	1.0%	1.4%	1.4%	1.1%	1.5%	1.7%	1.5%	2.0%	1.3%	3.8%	1.4%	1.4%
PHF	0.86	0.93	0.87	0.90	0.91	0.77	0.76	0.82	0.88	0.90	0.88	0.92	0.82	0.91	0.68	0.93	0.94

Rolling Hour Summary

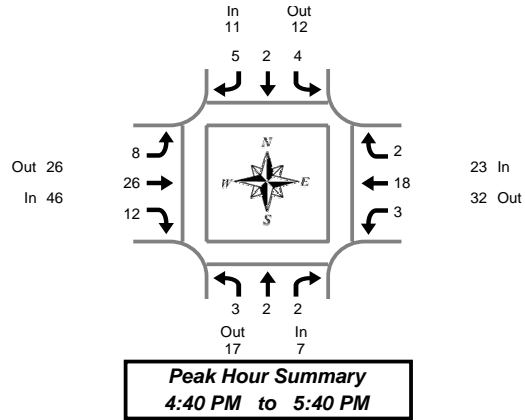
4:00 PM to 6:00 PM

Interval Start Time	Northbound NE Chkalov Dr				Southbound NE Chkalov Dr				Eastbound SE Mill Plain Blvd				Westbound SE Mill Plain Blvd				Interval Total	Pedestrians Crosswalk			
	L	T	R	Bikes	L	T	R	Bikes	L	T	R	Bikes	L	T	R	Bikes		North	South	East	West
16:00	390	242	182	1	191	165	333	1	643	1,669	620	1	127	1,348	57	0	5,967	4	4	11	1
16:15	375	254	180	1	200	185	385	3	697	1,689	673	1	129	1,355	56	0	6,178	6	4	10	2
16:30	407	246	176	1	196	186	375	2	700	1,717	703	1	143	1,391	46	0	6,286	6	7	5	1
16:45	425	248	166	1	200	201	367	2	698	1,707	687	0	143	1,399	53	0	6,294	6	7	2	2

Heavy Vehicle Summary



Clay Carney
(503) 833-2740



NE Chkalov Dr & SE Mill Plain Blvd

11/8/2005

4:00 PM to 6:00 PM

Heavy Vehicle 5-Minute Interval Summary

4:00 PM to 6:00 PM

Interval Start Time	Northbound NE Chkalov Dr				Southbound NE Chkalov Dr				Eastbound SE Mill Plain Blvd				Westbound SE Mill Plain Blvd				Interval Total
	L	T	R	Total	L	T	R	Total	L	T	R	Total	L	T	R	Total	
16:00	0	1	0	1	0	0	2	2	0	3	1	4	0	0	0	0	7
16:05	0	0	1	1	1	1	0	2	0	2	1	3	1	1	0	2	8
16:10	0	0	0	0	1	0	1	2	0	1	0	1	0	4	1	5	8
16:15	0	1	0	1	0	0	1	1	1	2	0	3	0	3	1	4	9
16:20	0	0	1	1	1	0	0	1	2	1	0	3	0	1	0	1	6
16:25	0	0	0	0	0	0	0	0	2	4	1	7	0	3	0	3	10
16:30	0	1	0	1	0	1	1	2	0	1	0	1	0	2	0	2	6
16:35	2	0	1	3	1	0	1	2	1	2	0	3	0	2	1	3	11
16:40	1	0	0	1	0	0	1	1	1	1	0	2	0	2	0	2	6
16:45	0	0	0	0	1	0	0	1	0	1	1	2	0	4	0	4	7
16:50	0	0	1	1	0	0	1	1	1	2	1	4	1	3	1	5	11
16:55	0	0	0	0	0	0	0	0	0	4	0	4	0	2	0	2	6
17:00	0	0	0	0	0	1	1	2	1	3	1	5	0	0	0	0	7
17:05	0	0	0	0	1	0	0	1	1	2	0	3	0	0	0	0	4
17:10	0	0	0	0	0	0	0	0	0	2	2	4	0	0	1	1	5
17:15	0	1	1	2	1	0	1	2	1	3	1	5	0	4	0	4	13
17:20	1	0	0	1	0	0	0	0	1	2	3	6	1	1	0	2	9
17:25	0	1	0	1	0	1	0	1	1	3	1	5	0	1	0	1	8
17:30	0	0	0	0	0	0	1	1	0	2	0	2	0	1	0	1	4
17:35	1	0	0	1	1	0	0	1	1	1	2	4	1	0	0	1	7
17:40	1	0	1	2	0	0	0	0	0	2	0	2	0	1	0	1	5
17:45	0	0	0	0	0	0	0	0	0	0	1	1	1	0	0	1	2
17:50	0	2	0	2	0	1	0	1	1	1	0	2	0	5	1	6	11
17:55	0	1	0	1	1	0	0	1	0	1	0	1	1	2	0	3	6
Total Survey	6	8	6	20	9	5	11	25	15	46	16	77	6	42	6	54	176

Heavy Vehicle 15-Minute Interval Summary

4:00 PM to 6:00 PM

Interval Start Time	Northbound NE Chkalov Dr				Southbound NE Chkalov Dr				Eastbound SE Mill Plain Blvd				Westbound SE Mill Plain Blvd				Interval Total
	L	T	R	Total	L	T	R	Total	L	T	R	Total	L	T	R	Total	
16:00	0	1	1	2	2	1	3	6	0	6	2	8	1	5	1	7	23
16:15	0	1	1	2	1	0	1	2	5	7	1	13	0	7	1	8	25
16:30	3	1	1	5	1	1	3	5	2	4	0	6	0	6	1	7	23
16:45	0	0	1	1	1	0	1	2	1	7	2	10	1	9	1	11	24
17:00	0	0	0	0	1	1	1	3	2	7	3	12	0	0	1	1	16
17:15	1	2	1	4	1	1	1	3	3	8	5	16	1	6	0	7	30
17:30	2	0	1	3	1	0	1	2	1	5	2	8	1	2	0	3	16
17:45	0	3	0	3	1	1	0	2	1	2	1	4	2	7	1	10	19
Total Survey	6	8	6	20	9	5	11	25	15	46	16	77	6	42	6	54	176

Heavy Vehicle Peak Hour Summary

4:40 PM to 5:40 PM

By Approach	Northbound NE Chkalov Dr			Southbound NE Chkalov Dr			Eastbound SE Mill Plain Blvd			Westbound SE Mill Plain Blvd			Total
	In	Out	Total	In	Out	Total	In	Out	Total	In	Out	Total	
Volume	7	17	24	11	12	23	46	26	72	23	32	55	87
PHF	0.44			0.92			0.72			0.52			0.73

By Movement	Northbound NE Chkalov Dr				Southbound NE Chkalov Dr				Eastbound SE Mill Plain Blvd				Westbound SE Mill Plain Blvd				Total
	L	T	R	Total	L	T	R	Total	L	T	R	Total	L	T	R	Total	
Volume	3	2	2	7	4	2	5	11	8	26	12	46	3	18	2	23	87
PHF	0.75	0.25	0.50	0.44	0.50	0.50	0.63	0.92	0.67	0.72	0.50	0.72	0.75	0.50	0.50	0.52	0.73

Heavy Vehicle Rolling Hour Summary

4:00 PM to 6:00 PM

Interval Start Time	Northbound NE Chkalov Dr				Southbound NE Chkalov Dr				Eastbound SE Mill Plain Blvd				Westbound SE Mill Plain Blvd				Interval Total
	L	T	R	Total	L	T	R	Total	L	T	R	Total	L	T	R	Total	
16:00	3	3	4	10	5	2	8	15	8	24	5	37	2	27	4	33	95
16:15	3	2	3	8	4	2	6	12	10	25	6	41	1	22	4	27	88
16:30	4	3	3	10	4	3	6	13	8	26	10	44	2	21	3	26	93
16:45	3	2	3	8	4	2	4	10	7	27	12	46	3	17	2	22	86

Peak Hour Summary

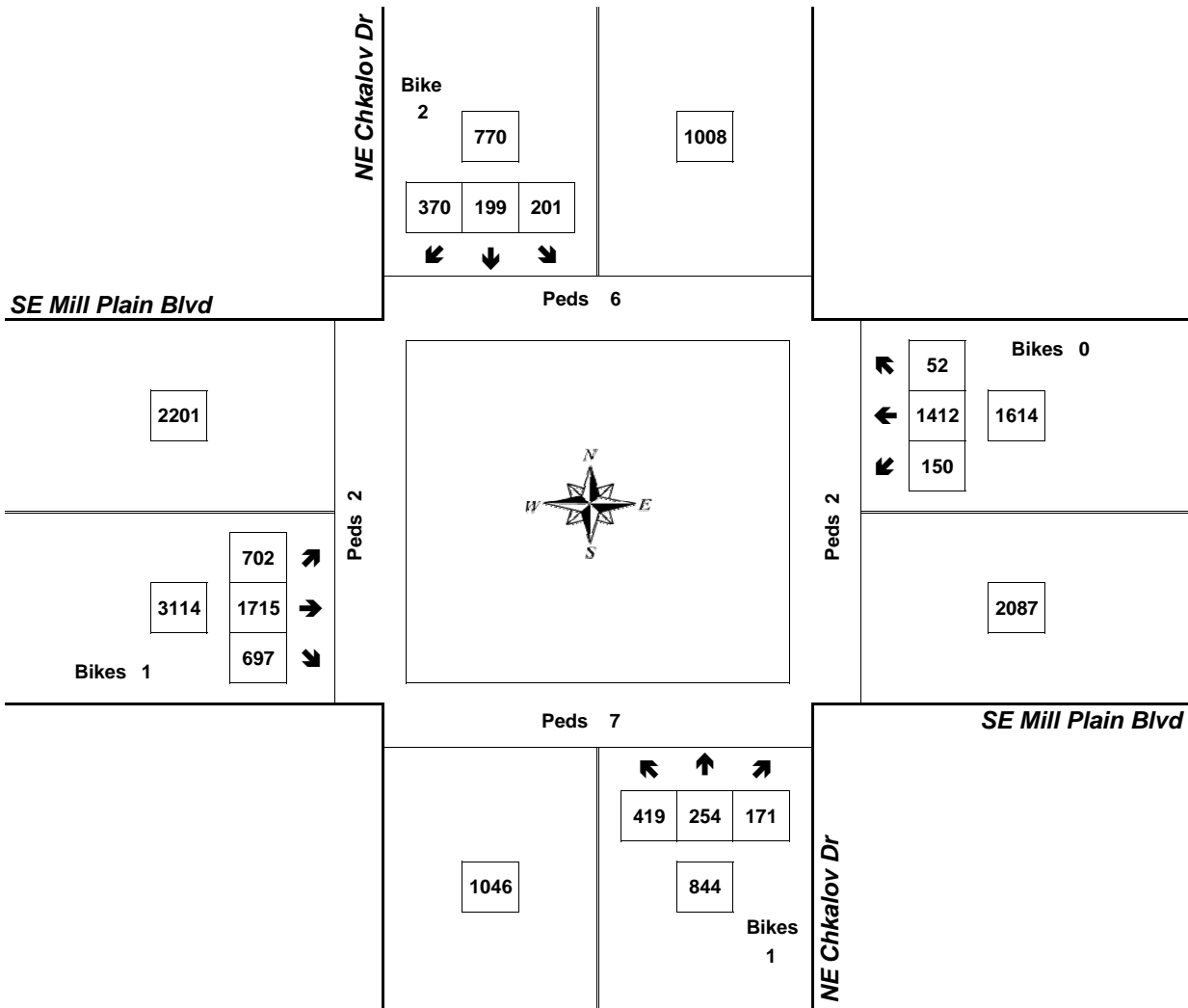


Clay Carney
(503) 833-2740

NE Chkalov Dr & SE Mill Plain Blvd

4:40 PM to 5:40 PM

11/8/2005



Approach	PHF	HV%	Volume
EB	0.92	1.5%	3,114
WB	0.93	1.4%	1,614
NB	0.90	0.8%	844
SB	0.82	1.4%	770
Intersection	0.94	1.4%	6,342

Count Period: 4:00 PM to 6:00 PM