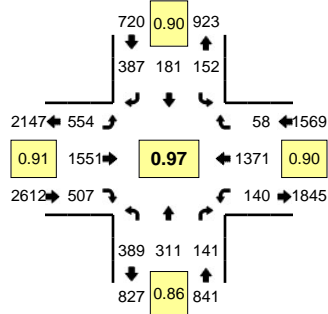
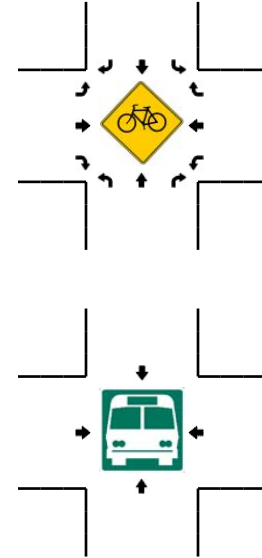
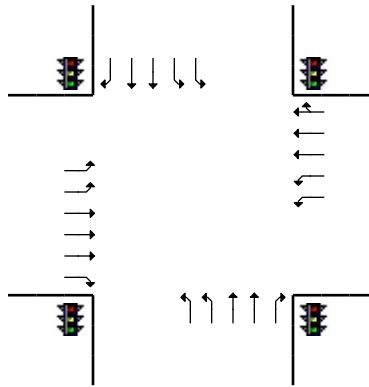
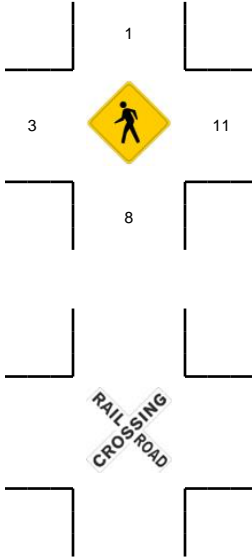
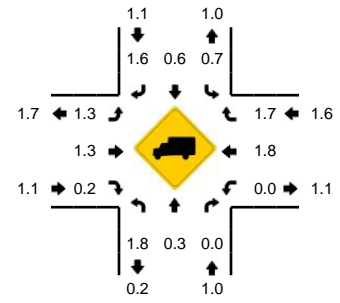


**LOCATION:** Chklalov Dr -- SE Mill Plain Blvd  
**CITY/STATE:** Vancouver, WA

**QC JOB #:** 10309714  
**DATE:** 12/5/2007



**Peak-Hour: 4:50 PM -- 5:50 PM**  
**Peak 15-Min: 5:15 PM -- 5:30 PM**



5-Min Count Period Beginning At	Chklalov Dr (Northbound)				Chklalov Dr (Southbound)				SE Mill Plain Blvd (Eastbound)				SE Mill Plain Blvd (Westbound)				Total	Hourly Totals
	Left	Thru	Right	U	Left	Thru	Right	U	Left	Thru	Right	U	Left	Thru	Right	U		
4:00 PM	30	28	19	0	13	17	30	0	41	107	33	0	17	134	5	0	474	
4:05 PM	41	27	20	0	8	11	40	0	44	151	29	0	12	106	2	0	491	
4:10 PM	28	28	13	0	9	6	34	0	34	114	47	0	18	115	2	0	448	
4:15 PM	32	18	4	0	15	12	43	0	53	154	50	0	6	83	5	0	475	
4:20 PM	39	25	18	0	10	14	30	1	38	127	42	0	7	84	3	0	438	
4:25 PM	38	12	13	0	12	14	25	0	55	161	47	0	9	110	1	0	497	
4:30 PM	33	29	17	0	13	13	29	0	33	107	48	0	11	124	4	0	461	
4:35 PM	31	16	8	0	10	7	36	1	62	152	42	0	10	118	4	0	497	
4:40 PM	30	14	10	0	12	17	32	0	35	123	41	0	17	130	4	0	465	
4:45 PM	23	20	16	0	10	17	36	0	49	146	49	0	9	102	3	0	480	
4:50 PM	29	29	11	0	8	23	27	0	38	107	49	0	12	119	8	0	460	
4:55 PM	31	24	13	0	8	16	30	0	60	149	36	0	12	92	6	0	477	5663
5:00 PM	23	34	13	0	22	14	33	0	30	107	44	0	13	116	10	0	459	5648
5:05 PM	46	18	12	0	13	11	40	0	60	130	33	0	7	108	2	0	480	5637
5:10 PM	29	39	11	0	17	15	30	0	38	96	37	0	14	135	3	0	464	5653
5:15 PM	59	23	11	0	7	10	23	0	41	125	49	0	8	129	6	0	491	5669
5:20 PM	25	33	11	0	15	21	33	0	46	121	39	0	18	133	2	0	497	5728
5:25 PM	39	15	13	0	8	6	33	0	54	155	47	0	5	117	1	0	493	5724
5:30 PM	30	27	13	0	19	24	25	0	40	122	32	0	18	119	3	0	472	5735
5:35 PM	19	17	8	0	12	9	30	0	62	160	45	0	5	103	6	0	476	5714
5:40 PM	27	31	13	0	14	18	44	0	31	115	53	0	14	91	5	0	456	5705
5:45 PM	32	21	12	0	9	14	39	0	54	164	43	0	13	109	6	1	517	5742
5:50 PM	35	19	23	0	15	18	33	0	28	114	43	0	8	113	7	0	456	5738
5:55 PM	22	21	11	0	11	19	28	0	43	158	40	0	15	101	4	0	473	5734
Peak 15-Min Flowrates	Northbound				Southbound				Eastbound				Westbound				Total	
	Left	Thru	Right	U	Left	Thru	Right	U	Left	Thru	Right	U	Left	Thru	Right	U		
All Vehicles	492	284	140	0	120	148	356	0	564	1604	540	0	124	1516	36	0	5924	
Heavy Trucks	4	0	0		0	0	12		4	16	0		0	20	4		60	
Pedestrians		0				4				0				4			8	
Bicycles																		
Railroad																		
Stopped Buses																		

Comments: