



Washington State
Department of Transportation

Diamond Traffic Counter

RU

Interval 60 min. 15 min.
 Binned(CL/SP) Count(volume)
 Lane No 1 2

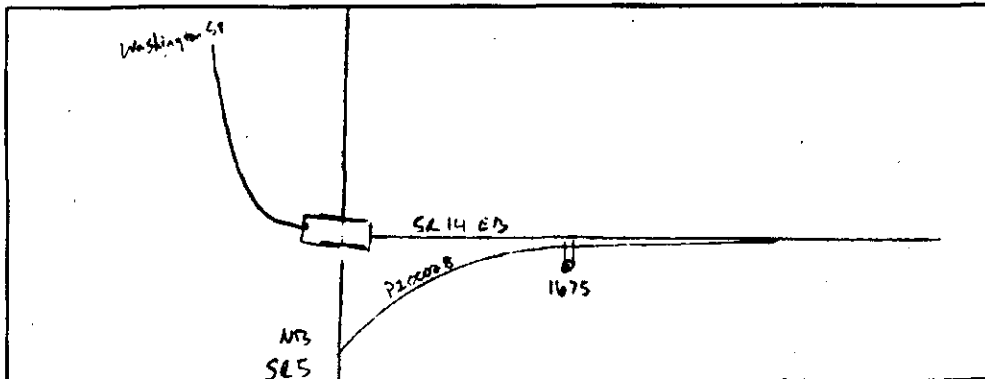
Direction Channel 1 _____
 Direction Channel 2 _____
 Unique ID# _____

Counter No. 451675 Count ID SP#13-001
 SR 5 RRT/RRQ P1 00028 MP 0.00
 Leg 2 Direction ~~EB~~ NB OSID _____

Station Description ON SR 5 NB OFF RAMP TO SR 14 EB

Date	Day	Time	Comments
11/4/13	2	1021	Manual (1) <u>5</u> (2) _____ SET OK RT/BJ Counter (1) <u>5</u> (2) _____
11/5	3	1038	Manual (1) <u>50</u> (2) _____ CHECK OK RT/BJ Counter (1) <u>50</u> (2) _____
11/6	4	0716	Manual (1) <u>14</u> (2) _____ CHECK OK RT/BJ Counter (1) <u>14</u> (2) _____
11/7	5	1001	Manual (1) <u>8</u> (2) _____ CHECK OK RT/BJ Counter (1) <u>8</u> (2) _____
11/8	6	0714	Manual (1) _____ (2) _____ P/U OK Counter (1) _____ (2) _____ TUBE UP

Sketch



Field Person RT/BJ

SR 005 P100028 MP 000.00 OFF SYSTEM ID. COUNTER NUMBER 451675 LEG 2 DESCRIPTION: ON SR 5 NB OFF RAMP TO SR 14 EB LANE ALL OF

DATE	TIME	CARS PICKUPS	BUS MED	SINGLE UNITS HVY	4+	SINGLE UNIT %	DOUBLE UNITS 4-	5	6+	DOUBLE UNIT %	5-	6	7+	TRAIN %	TRUCK %	CLASS UNKNOWN	TOTAL VEHICLES
11-05-13	WEDNESDAY	117	1	1	1	.8	1	1	1	1.0	2	1	12	.3	9.0		4505
12	AM HOURS	104								2.6							9313
1		74								3.1							14576
2		61								8.7							
3		73								2.8							
4		187								3.2							
5		498								3.4							
6		708								5.1							
7		608								4.0							
8		481								3.7							
9		549								5.2							
10		639								4.3							
11	PM HOURS	748								3.3							
12		817								3.1							
1		1028								2.5							
2		991								2.8							
3		944								2.2							
4		1013								2.0							
5		900								1.4							
6		741								1.5							
7		567								0.9							
8		528								1.3							
9		306								1.7							
10		221								3.4							
11										2.4							
12										2.8							
AM TOTAL		4099	24	100	31		52	127	57	5.2	2	1	12	.3	9.0		4505
PM TOTAL		8804	42	139	46		80	121	66	2.9	1	1	12	.2	5.5		9313
DAY TOTAL		12903	66	239	77		132	248	123	3.6	3	2	24	.2	6.6		13818

2-AXLE EQUIVALENT
 13818
 14576

SR 005 P100028 MP 000.00 OFF SYSTEM ID. COUNTER NUMBER 451675 LEG 2 DIRECTION OF TRAFFIC NORTHBOUND LANE ALL OF
 COUNT IDENTIFIER 13-001 DESCRIPTION: ON SR 5 NB OFF RAMP TO SR 14 EB

11-07-13	CARS PICKUPS	BUS MED	SINGLE UNITS 4+	SINGLE UNIT %	DOUBLE UNITS 4-	DOUBLE UNITS 5	DOUBLE UNITS 6+	DOUBLE UNIT %	5-	TRAINS 6	TRAINS 7+	TRAIN %	TRUCK %	CLASS UNKNOWN	TOTAL VEHICLES
THURSDAY	96	1	1	2.0	1	1	1	1.0					3.0		99
AM HOURS	127			.8				2.3					3.1		131
1 -	97			2.0	1	1	1	1.0					3.0		100
2 -	51			6.8	5	4	2	6.8					13.6		59
3 -	80			2.2	1	5	2	8.9					11.1		90
4 -	169			4.3	5	14	4	5.3					9.6		187
5 -	488			1.9	5	14	3	4.4			2	.4	6.7		523
6 -	687			3.0	11	14	9	3.8		1		.3	6.0		731
7 -	591			1.9	3	15	14	3.6		1		.2	6.8		634
8 -	443			5.1	3	23	13	7.9		1	4	.4	12.5		506
9 -	609			5.0	7	19	13	5.7		1	1	.3	11.0		517
10 -	739			3.3	10	24	23	6.9			4	.7	10.9		829
11 -	833			2.8	14	21	8	4.8		1	1	.3	7.9		904
12 -	973			2.6	12	22	17	4.8		1	2	.4	7.8		1055
PM HOURS	411			.9	5	7	4	1.4			2	.3	2.6		1055
1 -															1115
2 -															1042
3 -															1025
4 -															919
5 -															725
6 -															584
7 -															517
8 -															522
9 -															292
10 -															675
11 -															1042
12 -															1025
AM TOTAL	3890	14	101	29	3.4	39	111	63	5.0	3	2	.3	8.7	6301	4261
PM TOTAL	2956	7	51	31	.9	41	74	52	1.8	3	3	.2	2.9	6301	9530
DAY TOTAL	6846	21	152	60	1.7	80	185	115	2.8	6	5	.2	4.7	6301	13791
														2-AXLE EQUIVALENT	14478

1000
 1111

DOT-RB505A-B

STATE OF WASHINGTON - DEPARTMENT OF TRANSPORTATION
TRIP SYSTEM
HOURLY TRAFFIC CLASSIFICATION SUMMARY

DATE 12/26/13
TIME 07:29:59
PAGE 5

SR 005 P100028 MP 000.00 OFF SYSTEM ID. LEG 2 DIRECTION OF TRAFFIC NORTHBOUND LANE ALL OF
COUNT IDENTIFIER 13-001 COUNTER NUMBER 451675 DESCRIPTION: ON SR 5 NB OFF RAMP TO SR 14 EB

11-08-13	CARS PICKUPS	BUS MED	SINGLE UNITS HVY	4+	SINGLE UNIT %	DOUBLE UNITS	4-	5	6+	DOUBLE UNIT %	5-	6	7+	TRAIN %	TRUCK %	CLASS UNKNOWN	TOTAL VEHICLES
FRIDAY	1	2	3	4	5	6	7	8	9	10	11	12	1	2	3	4	5
AM HOURS	1	2	3	4	5	6	7	8	9	10	11	12	1	2	3	4	5
PM HOURS	1	2	3	4	5	6	7	8	9	10	11	12	1	2	3	4	5
AM TOTAL	1184																1184
PM TOTAL	1184																1184
DAY TOTAL																	2368

TOTAL VEHICLES
139
118
102
68
85
182
490
Total MP

11-04-13 THRU 11-08-13

2-AXLE EQUIVALENT

AVERAGE WEEKDAY CLASSIFICATION VOLUMES	CARS PICKUPS	BUS MED	SINGLE UNITS HVY	4+	SINGLE UNIT %	DOUBLE UNITS	4-	5	6+	DOUBLE UNIT %	5-	6	7+	TRAIN %	TRUCK %	CLASS UNKNOWN	TOTAL VEHICLES
10898	47	205	71	3	2.4	125	230	112		3.4	4	4	23				13821
AVG WEEKDAY VOLUME	13821																14624
TOTAL HOURS FOR COUNT	13821																14702
AVG WEEKDAY VOL	13821																14702

PEAK HOUR PERCENTAGES: K = 8.36 D = 100.00 T = 6.32
PEAK HOUR LOCATION: VOLUME = 1155 DATE: 11/04/13 TIME: 04:00 PM

0.9411



Washington State
Department of Transportation

Diamond Traffic Counter

RU

Interval 60 min. 15 min.
 Binned(CL/SP) Count(volume)
 Lane No 1 2

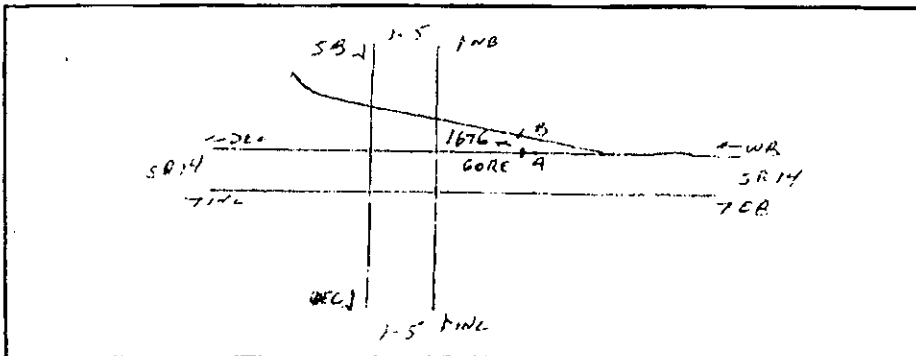
Direction Channel 1 SR14WB SB
 Direction Channel 2 LEG 1 U
 Unique ID# _____

Counter No. 451676 Count ID 13-001
005
 SR ~~77~~ RRT/RRQ S5 00029 MP 0.00
 Leg 2 Direction SFE1,2 OSID _____

Station Description ON SR 5 SB ON RAMP FROM SR 14 WB

Date	Day	Time	Comments
11-4-13	2	10:07	Manual (1) <u>2</u> (2) <u>2</u> Counter (1) <u>2</u> (2) <u>2</u> Set cntr ok BJ/RT 64v
11-5	3	12:42	Manual (1) <u>50</u> (2) <u>11</u> Counter (1) <u>50</u> (2) <u>11</u> Chk cntr ok BJ/RT 67v
11-6	4	08:20	Manual (1) <u>23</u> (2) <u>18</u> Counter (1) <u>23</u> (2) <u>18</u> Chk cntr ok BJ/RT 64v
11-7	5	11:05	Manual (1) <u>17</u> (2) <u>13</u> Counter (1) <u>17</u> (2) <u>13</u> <u>MAJOR TRAFFIC BACK-UP</u> Chk cntr ok BJ/RT 69v
11-8	6	08:38	Manual (1) <u>1</u> (2) <u>1</u> Counter (1) <u>1</u> (2) <u>1</u> P.U. cntr OK BJ/RT 66v

Sketch



B. JOHNSON / B. TRUMP
Field Person

SR 005 S50029 MP 000.00 OFF SYSTEM ID. LEG 2 DIRECTION OF TRAFFIC SOUTHBOUND LANE ALL OF

COUNT IDENTIFIER 13-001 COUNTER NUMBER 451676 DESCRIPTION: ON SR 5 SB ON RAMP FROM SR 14 WB

11/04/13 MONDAY

AM HOURS	1	2	3	4	5	6	7	8	9	10	11	12	DAILY TOTAL
00-15	12	1	2	3	4	5	6	7	8	9	10	11	12
15-30	1	2	3	4	5	6	7	8	9	10	11	12	35
30-45	22
45-00	34
TOT	12	1	2	3	4	5	6	7	8	9	10	11	116

AM PEAK HOUR 1100 TO 1200 VOLUME 826
 PM PEAK HOUR 0415 TO 0515 VOLUME 891

11/05/13 TUESDAY

AM HOURS	1	2	3	4	5	6	7	8	9	10	11	12	DAILY TOTAL
00-15	12	1	2	3	4	5	6	7	8	9	10	11	12
15-30	1	2	3	4	5	6	7	8	9	10	11	12	36
30-45	44
45-00	25
TOT	12	1	2	3	4	5	6	7	8	9	10	11	133

AM PEAK HOUR 0530 TO 0630 VOLUME 1101
 PM PEAK HOUR 0445 TO 0545 VOLUME 1105

11/06/13 WEDNESDAY

AM HOURS	1	2	3	4	5	6	7	8	9	10	11	12	DAILY TOTAL
00-15	12	1	2	3	4	5	6	7	8	9	10	11	12
15-30	1	2	3	4	5	6	7	8	9	10	11	12	38
30-45	26
45-00	38
TOT	12	1	2	3	4	5	6	7	8	9	10	11	132

AM PEAK HOUR 0515 TO 0615 VOLUME 1130
 PM PEAK HOUR 0445 TO 0545 VOLUME 1018

13680

13440

SR 005 S50029 MP 000.00 OFF SYSTEM ID. LEG 2 DIRECTION OF TRAFFIC SOUTHBOUND LANE ALL OF
 COUNT IDENTIFIER 13-001 COUNTER NUMBER 451676 DESCRIPTION: ON SR 5 SB ON RAMP FROM SR 14 WB

11/07/13 THURSDAY	AM HOURS												PM HOURS												DAILY TOTAL	
COUNT	1	2	3	4	5	6	7	8	9	10	11	12	1	2	3	4	5	6	7	8	9	10	11	12		
00-15	12	1	2	3	4	5	6	7	8	9	10	11	12	1	2	3	4	5	6	7	8	9	10	11	12	12593
15-30	21	20	14	13	42	148	337	188	116	114	105	135	215	202	193	192	230	256	200	147	87	76	53	37	5160	
30-45	15	15	27	21	76	200	203	160	102	99	87	190	237	236	194	194	239	293	158	115	73	89	64	36	7433	
45-00	14	20	23	32	96	291	174	148	121	97	100	239	268	217	215	199	262	269	146	119	90	61	51	32		
TOT	65	57	71	121	319	927	909	660	461	411	397	762	922	850	805	773	997	1011	646	481	337	283	200	128	12593	

Count Low

11/08/13 FRIDAY	AM HOURS												PM HOURS												DAILY TOTAL	
COUNT	1	2	3	4	5	6	7	8	9	10	11	12	1	2	3	4	5	6	7	8	9	10	11	12		
00-15	12	1	2	3	4	5	6	7	8	9	10	11	12	1	2	3	4	5	6	7	8	9	10	11	12	3619
15-30	30	19	16	17	44	123	295	199	116	114	105	135	215	202	193	192	230	256	200	147	87	76	53	37	5160	
30-45	24	10	15	35	59	171	281	191	102	99	87	190	237	236	194	194	239	293	158	115	73	89	64	36	7433	
45-00	16	19	20	39	112	258	194	189	121	97	100	239	268	217	215	199	262	269	146	119	90	61	51	32		
TOT	88	71	64	134	304	847	968	760	383	361	346	762	922	850	805	773	997	1011	646	481	337	283	200	128	12593	

11/04/13 THRU 11/08/13 TOTAL HOURS FOR COUNT 92
 3 DAYS /3560 FACTOR GROUP GR-01 /3389 FACTOR GROUP PSS = ESTIMATED AVG DAILY TRAFFIC 1750
 AVG WEEKDAY VOL 13238 X SEASONAL ADJ. FACTOR 0.9800 = 12973 X AXLE CORR FACTOR 0.9057
 PEAK HOUR PERCENTAGES: K = 8.33 D = 100.00
 PEAK HOUR LOCATION: VOLUME = 1130 DATE: 11/06/13 TIME: 05:15 AM



Washington State
Department of Transportation

Ru

Diamond Traffic Counter

Interval 60 min. 15 min.
 Binned(CL/SP) Count(volume)
 Lane No 1 2

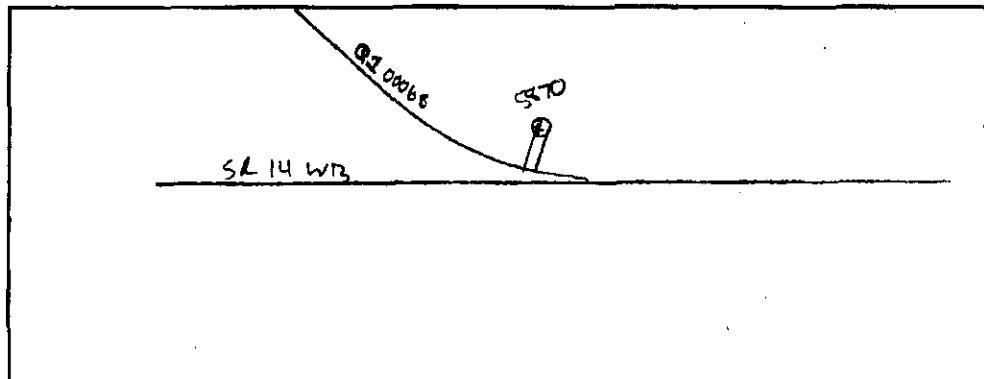
Direction Channel 1 _____
 Direction Channel 2 _____
 Unique ID# _____

Counter No. 455870 Count ID SP#13-001
 SR 005 ~~14~~ RRT/RRQ Q1 00068 MP 0.00
 Leg 2 Direction NB OSID _____

Station Description ON SR 5 NB ON RAMP FROM SR 14 WB

Date	Day	Time	Comments
11/4/13	2	1318	Manual (1) <u>5</u> (2) _____ SET OK RT/BJ Counter (1) <u>5</u> (2) _____
11/5	3	1238	Manual (1) <u>25</u> (2) _____ CHECK OK RT/BJ Counter (1) <u>25</u> (2) _____
11/6	4	0818	Manual (1) <u>12</u> (2) _____ CHECK OK RT/BJ Counter (1) <u>12</u> (2) _____
11/7	5	1102	Manual (1) <u>13</u> (2) _____ CHECK OK RT/BJ Counter (1) <u>13</u> (2) _____
11/8	6	0832	Manual (1) <u>1</u> (2) _____ P/U OK RT/BJ Counter (1) <u>1</u> (2) _____

Sketch



RT/BJ

Field Person

DOT-RN8505A-B

STATE OF WASHINGTON - DEPARTMENT OF TRANSPORTATION
TRIP SYSTEM
HOURLY TRAFFIC CLASSIFICATION SUMMARY

DATE 12/26/13
TIME 07:29:59
PAGE 6

SR 005 0100068 MP 000.00 OFF SYSTEM ID. LEG 2 DIRECTION OF TRAFFIC NORTHBOUND LANE ALL OF

COUNT IDENTIFIER 13-001 COUNTER NUMBER 455870 DESCRIPTION: ON SR 5 NB ON RAMP FROM SR 14 WB

11-04-13 MONDAY AM HOURS	CARS PICKUPS	BUS	SINGLE MED	UNITS HVV	4+	SINGLE UNIT %	DOUBLE 4-	UNITS 5	6+	DOUBLE UNIT %	5-	TRAINS 6	7+	TRAIN %	TRUCK %	CLASS UNKNOWN	TOTAL VEHICLES	
12 - 1	871	2	29	10		4.3	9	17	16	4.4		1	3	.4	9.1		958	
1 - 2	1104	3	39	3		3.8	20	13	5	3.2			5	.4	7.4		1192	
2 - 3	1258	1	25	2		2.1	18	4	7	2.2		2	4	.5	4.6		1321	
3 - 4	1370	2	19	1		1.6	18	3	1	1.6	1			.1	3.2		1415	
4 - 5	797		11			1.5	6	8	1	1.8					3.3		824	
5 - 6	501		7			1.2	1	3	2	.8					2.0		511	
6 - 7	367	1	4			1.3	1	3	3	1.6					2.9		378	
7 - 8	346		3			.8	1	1	2	1.4					4.0		354	
8 - 9	214		4			1.8	1	4	3	1.8					2.3		225	
9 - 10	172	1	2			1.7		1		.6			1	.4	2.3		176	
10 - 11																		
11 - 12																		
AM TOTAL	7000	10	142	17		2.3	74	57	35	2.3	1	3	13	.2	4.8		7352	
PM TOTAL	7000	10	142	17		2.3	74	57	35	2.3	1	3	13	.2	4.8		7352	
DAY TOTAL	7000	10	142	17		2.3	74	57	35	2.3	1	3	13	.2	4.8		7352	
																2-AXLE EQUIVALENT	7630	

SR 005 0100068 MP 000.00 OFF SYSTEM ID. COUNTER NUMBER 455870 DESCRIPTION: ON SR 5 NB ON RAMP FROM SR 14 WB LANE ALL OF

11-05-13	CARS	BUS	SINGLE MED	HVY	4+	SINGLE UNIT %	DOUBLE 4-	5	6+	DOUBLE UNIT %	5-	6	7+	TRAIN %	TRUCK %	CLASS UNKNOWN	TOTAL VEHICLES
TUESDAY	99	1	1	1	1	3.8	1	2	1	2.0	1	1	1	1.0	2.9	1	102
AM HOURS	46		2	10		5.6	13	14	11	4.5			2		8.8		852
1 -	47		1	9		3.3	12	10	11	5.8			4		7.6		868
2 -	47		1	8		3.3	11	7	8	2.6	1	1	3	.5	6.4		991
3 -	71		4	4		3.1	21	12	8	3.4		1	4	.4	6.9		1197
4 -	247		1	1		1.8	24	10	7	2.0		2	2	.3	5.4		1345
5 -	1007		3	6		3.0	25	3	3	2.0		3	1	.1	2.3		1415
6 -	951		2	4		1.0	4	5	5	1.3		1	1		2.3		937
7 -	734		4	2		.9	3	4	4	1.0			1	.2	2.6		575
8 -	596		1	9		.9	1	4	1	1.3			1		2.4		461
9 -	698		4	8		.3	1	1	1	.3			1	.4	1.6		336
10 -			1	23		1.9	1	1	1	1.5			2	1.0	2.9		260
11 -			1	10		.5	1	1	1	.4			1		2.9		205
12 -			2	23		4.1	13	14	11	4.5			2		8.8		852
PM HOURS	777		1	9		3.3	12	10	11	5.8			4		7.6		868
1 -	802		1	23		3.2	11	7	8	2.6	1	1	3	.5	6.4		991
2 -	1114		4	29		3.1	21	12	8	3.4		1	4	.4	6.9		1197
3 -	1276		1	22		1.8	24	10	7	2.0		2	2	.3	5.4		1345
4 -	1339		3	8		3.0	25	3	3	2.0		3	1	.1	2.3		1415
5 -	915		2	4		1.0	4	5	5	1.3		1	1		2.3		937
6 -	560		4	9		.9	3	4	4	1.0			1	.2	2.6		575
7 -	450		1	4		.9	1	1	1	1.3			1		2.4		461
8 -	334		4	1		.3	1	1	1	.3			1	.4	1.6		336
9 -	253		1	1		1.9	1	1	1	1.5			2	1.0	2.9		260
10 -	199		1	1		.5	1	1	1	.4			1		2.9		205
11 -			1	10		4.1	13	14	11	4.5			2		8.8		852
12 -			2	23		3.3	12	10	11	5.8			4		7.6		868
AM TOTAL	5267		17	150		3.7	65	86	77	4.0	1	1	22	.4	8.1	1	5732
PM TOTAL	8947		13	177		2.4	115	71	51	2.5	1	7	21	.3	5.2	1	9442
DAY TOTAL	14214		30	327		2.9	180	157	128	3.1	2	8	43	.3	6.3	1	13174
2-AXLE EQUIVALENT																	
10015																	

DOT-RNBS05A-8

STATE OF WASHINGTON - DEPARTMENT OF TRANSPORTATION
TRIP SYSTEM HOURLY TRAFFIC CLASSIFICATION SUMMARY

DATE 12/26/13
TIME 07:29:59
PAGE 8

SR 005 Q100068 MP 000.00 OFF SYSTEM ID. COUNTER NUMBER 455870 DESCRIPTION: ON SR 5 NB ON RAMP FROM SR 14 NB LANE ALL OF

11-06-13 WEDNESDAY AM HOURS	CARS PICKUPS	BUS	SINGLE MED	UNITS HVV	4+	SINGLE UNIT %	DOUBLE 4-	5	6+	DOUBLE UNIT %	5-	6	7+	TRAIN %	TRUCK %	CLASS UNKNOWN	TOTAL VEHICLES
1	85		1			1.7	1	1		2.3					2.3		87
2	57		2			6.8	1	4		11.9					11.9		87
3	48		2			6.6	1	5		9.8					9.8		59
4	49		2			9.3	3	3		8.1					17.4		61
5	71	1	4			4.1	2	6		6.9					15.0		86
6	214	1	8			4.6	2	7		3.7					8.9		246
7	718	3	28			2.8	9	11		3.2					6.3		788
8	1095	3	21			3.7	17	16		4.7					9.3		1169
9	894	6	25			4.7	12	8		4.3					9.7		988
10	689	3	28			4.4	8	13		4.2					9.4		763
11	599	2	20			4.4	6	9		5.0					8.0		661
12	681	2	27			4.7	6	10		4.2					7.7		740
1	769	3	18			3.0	12	10		4.2					8.1		833
2	785	2	25			4.1	4	16		3.6					7.2		854
3	936	3	32			4.5	8	9		2.4					6.6		1009
4	1135	3	33			2.7	16	7		3.0					5.1		1215
5	1292	3	37			2.1	16	7		1.8					4.0		1361
6	1261	4	21			2.4	6	4		1.6					4.5		1314
7	834	1	18			2.1	4	4		1.1					3.2		873
8	600	1	12			2.6	1	4		.9					3.5		620
9	441	1	10			2.1	4	3		.8					2.9		457
10	363	1	7			1.9	3	3		.4					2.7		374
11	254		4			.5	1	4		.4					2.7		261
12	203		1			.5		1		.4					2.7		204
AM TOTAL	5200	26	166			4.1	78	78		4.1					6.7		5706
PM TOTAL	8873	19	214			2.9	81	65		2.2					5.4		9375
DAY TOTAL	14073	45	380			3.3	159	143		2.9					6.7		15081

2-AXLE EQUIVALENT

15081
15078

DOT-RNBS05A-B

STATE OF WASHINGTON - DEPARTMENT OF TRANSPORTATION
TRIP SYSTEM
HOURLY TRAFFIC CLASSIFICATION SUMMARY

DATE 12/26/13
TIME 07:29:59
PAGE 9

SR 005 0100068 MP 000.00

OFF SYSTEM ID.

LEG 2

DIRECTION OF TRAFFIC NORTHBOUND

LANE ALL OF

COUNT IDENTIFIER 13-001

COUNTER NUMBER 455870

DESCRIPTION: ON SR 5 NB ON RAMP FROM SR 14 WB

THURSDAY AM HOURS	CARS PICKUPS	BUS	SINGLE MED	UNITS HYV	SINGLE UNIT %	DOUBLE 4-	UNITS 5	6+	DOUBLE UNIT %	5-	TRAINS 6	7+	TRAIN %	TRUCK %	CLASS UNKNOWN	TOTAL VEHICLES
11-07-13																
12-1	94	1	2	2	7.7	2	3	1	2.1			1	1.9	3.1		97
1-1	55		1	2	7.7	1	2	3	1.8					1.8		56
2-1	39		2	2	4.8	1	2	2	15.4					25.0		52
3-1	55		1	1	4.1	1	10	6	7.9					12.7		63
4-1	78		1	1	4.7	1	10	3	16.3					20.4		98
5-1	231		1	3	3.5	1	10	8	5.4		1	2	1.2	10.1		257
6-1	659		1	28	4.7	8	11	8	3.7		2	2	.4	8.9		723
7-1	1078		6	26	3.0	18	10	8	3.1		2	4	.5	6.7		1153
8-1	981		4	29	3.7	7	18	13	3.6			3	.8	8.0		1066
9-1	866		2	24	3.6	15	21	7	4.7			3	.3	8.6		948
10-1	768		2	29	5.0	8	11	7	5.1			4	.5	8.6		840
11-1	700		2	16	3.3	14	19	5	5.0			4	.5	8.7		767
PM HOURS																
12-1	741		3	24	4.1	7	15	12	4.2	1		5	.7	9.0		814
1-2	833		2	18	3.1	8	13	11	3.6		2	3	.5	7.0		896
2-2	869		6	26	4.4	16	12	8	3.8			3	.5	8.7		952
3-2	1084		1	21	2.6	15	13	6	1.9			2	.2	4.7		1137
4-2	1312		1	18	1.6	18	13	3	2.5		3	7	.7	4.7		1377
5-2	1339		4	20	1.9	26	3	3	2.3			4	.5	4.7		1406
6-2	865		2	9	1.1	2	3	1	1.7			1	.1	1.9		882
7-2	547		8	8	2.3	2	4	1	1.2			1	.2	3.7		568
8-2	464		11	11	2.5	2	2	2	1.4					2.9		478
9-2	388		11	2	1.5	2	2	1	1.3					1.8		395
10-2	267		4	4	1.5	2	2	1	1.3					2.2		273
11-2	200		2	2	1.0	1	2	2	1.5					2.4		205
AM TOTAL	5604	23	163	44	3.8	74	117	65	4.2	1	4	28	.5	8.5	1	6122
PM TOTAL	8909	19	163	42	2.4	94	71	50	2.3	1	7	26	.4	5.0	1	9383
DAY TOTAL	14513	42	326	86	2.9	168	188	115	3.0	1	11	54	.4	6.4	2	15505
															2-AXLE EQUIVALENT	16387

COUNT HIGH

DOT-RNB505A-B

STATE OF WASHINGTON - DEPARTMENT OF TRANSPORTATION
TRIP SYSTEM
HOURLY TRAFFIC CLASSIFICATION SUMMARY

DATE 12/26/13
TIME 07:29:59
PAGE 10

SR 005 0100068 MP 000.00

OFF SYSTEM ID.

LEG 2

DIRECTION OF TRAFFIC NORTHBOUND

LANE ALL OF

COUNT IDENTIFIER 13-001

COUNTER NUMBER 455870

DESCRIPTION: ON SR 5 NB ON RAMP FROM SR 14 WB

FRIDAY AM HOURS	CARS PICKUPS	BUS MED	SINGLE UNITS Hvy	4+	SINGLE UNIT %	DOUBLE UNITS 4-	5	6+	DOUBLE UNIT %	5-	TRAINS 6	7+	TRAIN %	TRUCK %	CLASS UNKNOWN	TOTAL VEHICLES
11-08-13	107		1		1.5	2		1	1.8			1	1.5	1.8		109
1 - 1	62		1		5.6			3	1.5			1	4.6	4.6		65
2 - 2	43		1		6.0			3	14.8			1	20.4	20.4		54
3 - 3	57		3		6.2			4	7.5			1	14.9	14.9		67
4 - 4	62		5		5.8			4	17.3			1	23.5	23.5		81
5 - 5	206		1		4.4			12	9.6			1	13.8	13.8		239
6 - 6	622		2		4.4			7	4.8			3	9.6	9.6		688
7 - 7	924		4		3.5			8	3.8			5	.7	8.0		1004
8 - 8			26													
9 - 9																
10 - 10																
11 - 11																
12 - 12																
PM HOURS																
1 - 1																
2 - 2																
3 - 3																
4 - 4																
5 - 5																
6 - 6																
7 - 7																
8 - 8																
9 - 9																
10 - 10																
11 - 11																
12 - 12																
AM TOTAL	2083		7		3.8			28	5.4			11	.6	9.7		2307
PM TOTAL	2083		7		67			12	5.4			11	.6	9.7		2307
DAY TOTAL	2083		7		67			12	5.4			11	.6	9.7		2307

11-04-13 THRU 11-08-13

AVERAGE WEEKDAY CLASSIFICATION VOLUMES *****

CARS PICKUPS	BUS MED	SINGLE UNITS Hvy	4+	SINGLE UNIT %	DOUBLE UNITS 4-	5	6+	DOUBLE UNIT %	5-	TRAINS 6	7+	TRAIN %	TRUCK %	CLASS UNKNOWN	TOTAL VEHICLES
14267	39	344	82	1	3.1	169	163	126	3.0	2	10	49	0.4	6.5	15253
14494	38	354	80	2	3.13	170	150	132	2.99	3	10	47	0.4	6.5	16106
TOTAL HOURS FOR COUNT															
2.5 DAYS															
AVG WEEKDAY VOL 15253 X SEASONAL ADJ. FACTOR 0.9800 = ESTIMATED AVG DAILY TRAFFIC 14948															
AVG WEEKDAY VOL 15253 X SEASONAL ADJ. FACTOR 0.9800 = ESTIMATED AVG DAILY TRAFFIC 14948															
PEAK HOUR PERCENTAGES: K = 9.28 D = 100.00 T = 3.18															
PEAK HOUR LOCATION : VOLUME = 1415 DATE: 11/04/13 TIME: 05:00 PM															

14925

0.9470

15975



Washington State
Department of Transportation

RU

Diamond Traffic Counter

Interval 60 min. 15 min.
 Binned(CL/SP) Count(volume)
 Lane No 1 2

Direction Channel 1 _____
 Direction Channel 2 _____
 Unique ID# _____

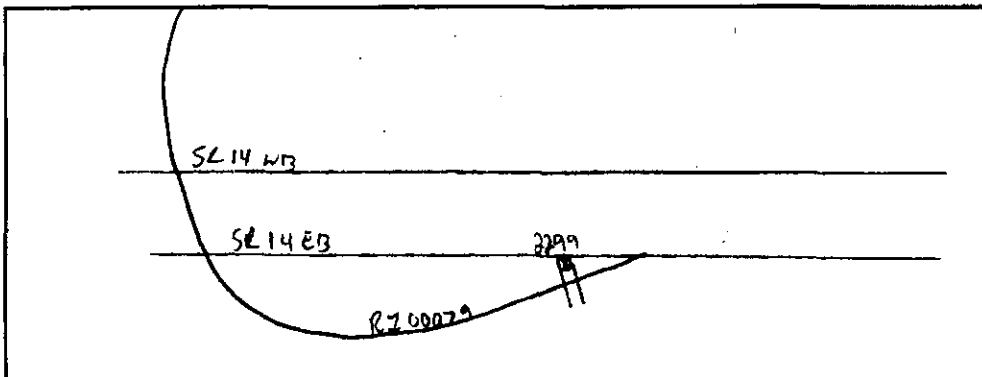
Counter No. 452299 Count ID SP#13-001
005
 SR ~~14~~ RRT/RRQ R2100079 MP 0.00
 Leg 2 Direction SB OSID _____

COUNTER SET TO DEFAULT B. CLASS SCHEME

Station Description _ ON SR 5 SB OFF RAMP TO SR 14 EB

Date	Day	Time	Comments
11/4/13	2	1034	Manual (1) <u>5</u> (2) _____ SET OK RT/BJ Counter (1) <u>5</u> (2) _____
11/5	3	1049	Manual (1) <u>50</u> (2) _____ CHECK OK RT/BJ Counter (1) <u>50</u> (2) _____
11/6	4	0719	Manual (1) <u>8</u> (2) _____ CHECK OK RT/BJ Counter (1) <u>8</u> (2) _____
11/7	5	1004	Manual (1) <u>5</u> (2) _____ CHECK OK RT/BJ Counter (1) <u>5</u> (2) _____
11/8	6	0719	Manual (1) <u>1</u> (2) _____ P/U OK RT/BJ Counter (1) <u>1</u> (2) _____

Sketch



North

RT/BJ

Field Person

DOT-RNB505A-B

STATE OF WASHINGTON - DEPARTMENT OF TRANSPORTATION
HOURLY TRAFFIC CLASSIFICATION SUMMARY

DATE 12/26/13
TIME 07:29:59
PAGE 11

SR 005 R100079 MP 000.00 OFF SYSTEM ID. LEG 2 DIRECTION OF TRAFFIC SOUTHBOUND LANE ALL OF
COUNT IDENTIFIER 13-001 COUNTER NUMBER 452299 DESCRIPTION: ON SR 5 SB OFF RAMP TO SR 14 EB

11-04-13 MONDAY AM HOURS	CARS PICKUPS	BUS MED	SINGLE UNITS HVY	4+ UNIT %	SINGLE UNIT %	DOUBLE UNITS 4-5	6+ UNIT %	DOUBLE UNIT %	5- TRAIN %	6 TRAIN %	7+ TRAIN %	TRAIN %	TRUCK %	CLASS UNKNOWN	TOTAL VEHICLES
12 - 1	1														1
1 - 2	2														2
2 - 3	3														3
3 - 4	4														4
4 - 5	5														5
5 - 6	6														6
6 - 7	7														7
7 - 8	8														8
8 - 9	9														9
9 - 10	10														10
10 - 11	11														11
11 - 12	12														12
PM HOURS															
12 - 1	770		10	10	2.4	7	15	12	4.1	1	3	.5	7.0		828
1 - 2	851		5	7	1.3	8	16	10	3.8		7	.8	5.9	1	905
2 - 3	857		5	15	2.2	6	18	15	4.2	1	6	.8	7.2		923
3 - 4	974	1	7	10	1.9	11	10	8	2.8		4	.4	5.1	1	1027
4 - 5	1194		9	6	1.2	11	14	5	2.4		3	.2	3.9		1242
5 - 6	1220			5	.4	8	9	8	2.0		2	.2	2.6		1252
6 - 7	1199		1	1	.1	7	6	3	1.3	1	1	.3	1.6	1	1219
7 - 8	697				.1	4	2	2	1.1		1	.3	1.6		708
8 - 9	471			1	.2	2	2	2	1.2		1	.2	1.2		482
9 - 10	425					2	2	3	1.2			.3	2.3		428
10 - 11	299					3	3	2	1.6			.3	2.0		305
11 - 12	177					1	1	1	1.6			.3	1.6		178
12 - 1	121			1	.8	2	1	1	2.4		1	.8	4.0		126
AM TOTAL	770		10	10	2.4	7	15	12	4.1	1	3	.5	7.0		828
PM TOTAL	8483	1	28	45	.9	57	88	59	4.1	1	3	.3	7.0	3	8795
DAY TOTAL	9253	1	38	55	1.0	64	103	71	2.5	2	3	.4	3.8	3	9623
2-AXLE EQUIVALENT															
10094															

DOT-RNB505A-B

STATE OF WASHINGTON - DEPARTMENT OF TRANSPORTATION
TRIP SYSTEM
HOURLY TRAFFIC CLASSIFICATION SUMMARY

DATE 12/26/13
TIME 07:29:59
PAGE 12

SR 005 R100079 MP 000.00

OFF SYSTEM ID.

LEG 2

DIRECTION OF TRAFFIC SOUTHBOUND

LANE ALL OF

COUNT IDENTIFIER 13-001

COUNTER NUMBER 452299

DESCRIPTION: ON SR 5 SB OFF RAMP TO SR 14 EB

DAY	AM TOTAL	PM TOTAL	CARS PICKUPS	BUS MED	SINGLE UNITS HVT	DOUBLE UNITS 4-	DOUBLE UNITS 5	DOUBLE UNITS 6+	DOUBLE UNIT %	5- TRAINS 6	7+ TRAINS	TRAIN %	TRUCK %	CLASS UNKNOWN	TOTAL VEHICLES
11-05-13	4508	8802	75	2	1	3	2	1	3.7	1	1	1.2	7.4	4	81
TUESDAY	39	40	30	1	1	5	1	1	8.8	1	1	3.1	6.3	3	32
AM HOURS	46	35	70	1	2	4	1	1	7.0	1	1	2.9	9.1	4	34
12 - 1	35	35	30	1	1	5	1	1	3.7	1	1	1.3	6.7	3	77
1 - 1	40	35	70	1	2	4	1	1	7.0	1	1	1.8	9.1	4	77
2 - 1	39	35	70	1	1	5	1	1	3.7	1	1	1.3	6.7	3	164
3 - 1	46	35	70	1	2	4	1	1	7.0	1	1	1.8	9.1	4	470
4 - 1	35	35	70	1	1	5	1	1	3.7	1	1	1.3	6.7	3	423
5 - 1	46	35	70	1	2	4	1	1	7.0	1	1	1.8	9.1	4	437
6 - 1	35	35	70	1	1	5	1	1	3.7	1	1	1.3	6.7	3	750
7 - 1	46	35	70	1	2	4	1	1	7.0	1	1	1.8	9.1	4	744
8 - 1	35	35	70	1	1	5	1	1	3.7	1	1	1.3	6.7	3	747
9 - 1	46	35	70	1	2	4	1	1	7.0	1	1	1.8	9.1	4	843
10 - 1	35	35	70	1	1	5	1	1	3.7	1	1	1.3	6.7	3	974
11 - 1	46	35	70	1	2	4	1	1	7.0	1	1	1.8	9.1	4	878
12 - 1	35	35	70	1	1	5	1	1	3.7	1	1	1.3	6.7	3	1010
PM HOURS	46	35	70	1	2	4	1	1	7.0	1	1	1.8	9.1	4	1195
1 - 1	35	35	70	1	1	5	1	1	3.7	1	1	1.3	6.7	3	1285
2 - 1	46	35	70	1	2	4	1	1	7.0	1	1	1.8	9.1	4	1299
3 - 1	35	35	70	1	1	5	1	1	3.7	1	1	1.3	6.7	3	778
4 - 1	46	35	70	1	2	4	1	1	7.0	1	1	1.8	9.1	4	512
5 - 1	35	35	70	1	1	5	1	1	3.7	1	1	1.3	6.7	3	454
6 - 1	46	35	70	1	2	4	1	1	7.0	1	1	1.8	9.1	4	413
7 - 1	35	35	70	1	1	5	1	1	3.7	1	1	1.3	6.7	3	143
8 - 1	46	35	70	1	2	4	1	1	7.0	1	1	1.8	9.1	4	180
9 - 1	35	35	70	1	1	5	1	1	3.7	1	1	1.3	6.7	3	143
10 - 1	46	35	70	1	2	4	1	1	7.0	1	1	1.8	9.1	4	143
11 - 1	35	35	70	1	1	5	1	1	3.7	1	1	1.3	6.7	3	143
12 - 1	46	35	70	1	2	4	1	1	7.0	1	1	1.8	9.1	4	143
DAY TOTAL	13310	13310	1	79	81	1	1.2	99	174	90	2.6	2.6	5	76	7
AM TOTAL	4508	8802	1	39	46	1	1.8	31	95	34	3.3	2.2	2	43	4
PM TOTAL	8802	8802	1	40	35	1	.8	68	79	56	2.2	2.2	3	33	3
DAY TOTAL	13310	13310	1	79	81	1	1.2	99	174	90	2.6	2.6	5	76	7

2-AXLE EQUIVALENT 13923 12705

DOT-RN8505A-8

STATE OF WASHINGTON - DEPARTMENT OF TRANSPORTATION
TRIP SYSTEM
HOURLY TRAFFIC CLASSIFICATION SUMMARY

DATE 12/26/13
TIME 07:29:59
PAGE 13

SR 005 R100079 MP 000.00 OFF SYSTEM ID. COUNTER NUMBER 4522299 LEG 2 DESCRIPTION: ON SR 5 SB OFF RAMP TO SR 14 EB LANE ALL OF

DAY	AM TOTAL	PM TOTAL	CARS PICKUPS	BUS MED	SINGLE UNITS HVT	4+	SINGLE UNIT %	DOUBLE UNITS 4-5	6+	DOUBLE UNIT %	5-6	7+	TRAIN %	TRUCK %	CLASS UNKNOWN	TOTAL VEHICLES
11-06-13 WEDNESDAY																
AM HOURS	4564	8629	893	1	4	8	1.3	14	13	3.2		4	.4	4.9		939
12			814		10	6	1.9	14	11	3.6		11	.3	6.8		873
1			969		7	8	1.5	11	10	3.1		9	.9	5.5		1025
2			1186		7	6	1.1	5	9	1.5			.1	2.6		1219
3			1281	1	2	3	.5	3	6	1.6	1	1	.2	2.2	1	1311
4			1171		2	2	.2	6	9	1.0		5	.4	1.6	1	1191
5			724		3	3	.7	2	2	.9		2	.3	1.9		738
6			485	1	2	3	1.2	2	3	1.6		2	.4	3.2	1	502
7			316		2	4	.3	4	4	1.9				1.9		322
8			213		1	2	1.3	1	1	1.6		1	.4	1.9	1	223
9			122		2	2	3.1	2	3	2.7		1	.8	6.2		130
10							1.3			3.1			.9	5.4		4826
11							.9	29	77	2.0	2	1	.4	3.4	3	8938
12							1.1	62	70	2.4	2	1	.6	4.1	8	13764
PM HOURS								91	147							12507
1																
2																
3																
4																
5																
6																
7																
8																
9																
10																
11																
12																
PM TOTAL	13193			3	73	69	1.1	91	147	2.4	2	1	.6	4.1	8	13764
DAY TOTAL																12507

2-AXLE EQUIVALENT

DOT-RNB505A-B

STATE OF WASHINGTON - DEPARTMENT OF TRANSPORTATION
TRIP SYSTEM SUMMARY
HOURLY TRAFFIC CLASSIFICATION SUMMARY

DATE 12/26/13
TIME 07:29:59
PAGE 14

SR 005 R100079 MP 000.00 OFF SYSTEM ID. COUNTER NUMBER 452299 LEG 2 DIRECTION OF TRAFFIC SOUTHBOUND LANE ALL OF
COUNT IDENTIFIER 13-001 DESCRIPTION: ON SR 5 SB OFF RAMP TO SR 14 EB

THURSDAY AM HOURS	CARS PICKUPS	BUS	SINGLE MED	UNITS HVV	4+	SINGLE UNIT %	DOUBLE 4-	UNITS 5	6+	DOUBLE UNIT %	5-	TRAINS 6	7+	TRAIN %	TRUCK %	CLASS UNKNOWN	VEHICLES	TOTAL VEHICLES	
11-07-13																			
12-1	87		1	1		2.1		5	1	6.3			1	2.7	8.4		95	95	
1-2	34					2.0		2		5.4				6.0	8.1		37	37	
2-3	43					1.4	1	2	1	6.0			1	6.0	14.0		50	50	
3-4	67					1.6		3		6.8				9.5	9.5		74	74	
4-5	148					1.4	3	2	4	6.3			4	.8	6.9		159	159	
5-6	466		2	5		2.1		4	4	1.9			4	4.1	4.0		486	486	
6-7	407			6		2.2	3	4	7	5.5			4	8.7	8.7		424	424	
7-8	334			6		2.3	5	10	11	5.9			4	.9	9.1		366	366	
8-9	401			6		2.2	7	8	5	4.5			4	.9	8.6		441	441	
9-10	403			6		2.2	7	14	5	3.8			5	.9	7.1		441	441	
10-11	513			7		2.4	1	14	8	3.5			5	.5	6.6		553	553	
11-12	779		15	6		2.6	7	14	8				4				837	837	
PM HOURS																			
12-1	868			8		1.4	10	10	8	3.1			3	.4	4.9		913	913	
1-2	851	1	4	9	1	1.8	10	16	8	3.7	1		4	.7	6.2		907	907	
2-3	979		5	8		1.6	13	16	10	3.7	1		6	.7	6.0		1064	1064	
3-4	1185		9	8		1.0	14	14	9	3.0	1		3	.4	4.4		1240	1240	
4-5	1298		7	6		.7	11	6	3	1.5	2		3	.4	2.6		1334	1334	
5-6	1194		6	5		.1	11	2	5	1.5			2	.2	1.8		1216	1216	
6-7	730		1	1		.7	3	3	3	1.2			3	.4	2.3		747	747	
7-8	580			2		.5	1	2	3	1.4			2	.5	1.9		591	591	
8-9	393			3		.7	1	2	3	1.0			2	.5	2.2		403	403	
9-10	335			2		.6	1	2	1	1.9			1	.5	1.5		340	340	
10-11	202			2		.6	1	3	1	1.5			2	.5	1.5		205	205	
11-12	171			1		.6	1	1	1	1.5			1	.5	1.5		172	172	
AM TOTAL	3682		42	44	2	2.2	28	83	48	4.0	5	5	30	.8	7.0		3963	3963	
PM TOTAL	8786	2	36	42	2	.9	74	77	53	2.2	5	5	26	.4	3.5		9112	9112	
DAY TOTAL	12468	2	78	86	4	1.3	102	160	101	2.8	5	5	56	.5	4.6	2-AXLE EQUIVALENT	13075	13075	
																	13824	13824	

Count Low

SR 005 R100079 MP 000.00 OFF SYSTEM ID. LEG 2 DIRECTION OF TRAFFIC SOUTHBOUND LANE ALL OF
 COUNT IDENTIFIER 13-001 COUNTER NUMBER 452299 DESCRIPTION: ON SR 5 SB OFF RAMP TO SR 14 EB

11-08-13	CARS PICKUPS	BUS	SINGLE MED	HVY	4+	SINGLE UNIT %	DOUBLE 4-	5	6+	DOUBLE UNIT %	5-	TRAINS 6	7+	TRAIN %	TRUCK %	CLASS UNKNOWN	TOTAL VEHICLES
FRIDAY AM HOURS	85	1	1	1	1	1.1	1	1	1	1.9	1	1	1	1.1	2.3	87	
1	52	1	1	1	1.9	1	1	1	1	5.3	1	1	1.8	3.7	34		
2	69	1	2	2	1.8	3	3	2	2	7.7	1	1	1.3	8.8	57		
3	137	1	2	2	2.6	1	3	2	2	5.4	2	2	1.4	11.5	78		
4	450	2	3	3	.7	3	5	2	2	5.4	3	3	1.4	7.4	148		
5	493	2	3	3	.4	6	6	2	2	2.4	3	3	.6	3.4	467		
6					1.0	6	3	3	3	1.8	1	1		5.3	511		
7																	
8																	
9																	
10																	
11																	
12																	
PM HOURS																	
1	1	2	2	2	2	2	2	2	2	2	2	2	2	2	2	1402	
2	2	3	3	3	3	3	3	3	3	3	3	3	3	3	3	1492	
3	3	4	4	4	4	4	4	4	4	4	4	4	4	4	4		
4	4	5	5	5	5	5	5	5	5	5	5	5	5	5	5		
5	5	6	6	6	6	6	6	6	6	6	6	6	6	6	6		
6	6	7	7	7	7	7	7	7	7	7	7	7	7	7	7		
7	7	8	8	8	8	8	8	8	8	8	8	8	8	8	8		
8	8	9	9	9	9	9	9	9	9	9	9	9	9	9	9		
9	9	10	10	10	10	10	10	10	10	10	10	10	10	10	10		
10	10	11	11	11	11	11	11	11	11	11	11	11	11	11	11		
11	11	12	12	12	12	12	12	12	12	12	12	12	12	12	12		
12	12																
AM TOTAL	1338	5	8	8	8	2.7	11	11	11	2.7	2	2	2	4.4	2	1402	
PM TOTAL	1338	5	8	8	8	2.7	11	11	11	2.7	2	2	2	4.4	2	1402	
DAY TOTAL	1338	5	8	8	8	2.7	11	11	11	2.7	2	2	2	4.4	2	1402	

11-06-13 THRU 11-08-13

AVERAGE WEEKDAY CLASSIFICATION VOLUMES *****

CARS PICKUPS	BUS	SINGLE MED	HVY	4+	SINGLE UNIT %	DOUBLE 4-	5	6+	DOUBLE UNIT %	5-	TRAINS 6	7+	TRAIN %	TRUCK %	CLASS UNKNOWN	TOTAL VEHICLES
12990	2	77	79	2	1.2	97	160	95	2.6	2	4	71	0.59	4.23	8	13587
13852	2	76	75	2	1.12	95	161	93	2.52	1	3	78	0.57	4.23	8	13544
13844	2	77	79	2	1.2	97	160	95	2.6	2	4	71	0.59	4.23	8	13587
13844	2	76	75	2	1.12	95	161	93	2.52	1	3	78	0.57	4.23	8	13544

AVG WEEKDAY VOLUME 12990
 TOTAL HOURS FOR COUNT 2
 AVG WEEKDAY VOL 13587 X SEASONAL ADJ. FACTOR 0.9800 = ESTIMATED AVG DAILY TRAFFIC 13315
 PEAK HOUR PERCENTAGES: K = 9.82 D = 100.00 T = 2.62
 PEAK HOUR LOCATION : VOLUME = 1334 DATE: 11/07/13 TIME: 04:50 PM

NOTE: MED LOW / 5/6+ HIGH



RU

Interval 60 min. 15 min.
 Binned(CL/SP) Count(volume)
 Lane No 1 2

Direction Channel 1 _____
 Direction Channel 2 _____
 Unique ID# _____

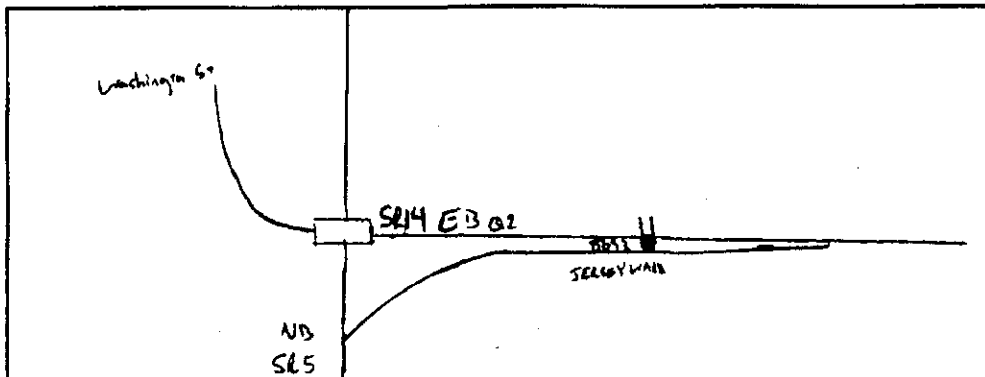
Counter No. 458693 Count ID SP#13-001
 SR 14 RRT/RRQ Q1 00000 MP 0.01
 Leg 2 Direction EB OSID _____

COUNTER SET TO WSDOT09 CLASS SCHEME

Station Description ON SR 14 EB RAMP FROM WASHINGTON ST

Date	Day	Time	Comments
11/4/13	2	1024	Manual (1) <u>2</u> (2) _____ SET OK RT/BJ Counter (1) <u>2</u> (2)
11/5	3	1043	Manual (1) <u>15</u> (2) _____ CHECK OK RT/BJ Counter (1) <u>15</u> (2) TUBE UP REST OK
11/6	4	0716	Manual (1) <u>10</u> (2) _____ CHECK OK RT/BJ Counter (1) <u>10</u> (2)
11/7	5	1002	Manual (1) <u>5</u> (2) _____ CHECK OK RT/BJ Counter (1) <u>5</u> (2)
11/8	6	0715	Manual (1) <u>1</u> (2) _____ P/U OK RT/BJ Counter (1) <u>1</u> (2)

Sketch



RT/BJ
Field Person

DOT-RN505A-B

STATE OF WASHINGTON - DEPARTMENT OF TRANSPORTATION
HOURLY TRAFFIC CLASSIFICATION SUMMARY

DATE 12/26/13
TIME 07:29:59
PAGE 16

SR 014 0100000 MP 000.01 OFF SYSTEM ID. LEG 2 DIRECTION OF TRAFFIC EASTBOUND LANE ALL OF
COUNT IDENTIFIER 13-001 COUNTER NUMBER 458693 DESCRIPTION: ON SR 14 EB ON RAMP FROM WASHINGTON ST

11-04-13 MONDAY AM HOURS	CARS PICKUPS	BUS	SINGLE MED	UNITS HVT	4+	SINGLE UNIT X	DOUBLE UNITS 4-	5	6+	DOUBLE UNIT X	5-	6	7+	TRAIN X	TRUCK X	CLASS UNKNOWN	TOTAL VEHICLES
1																	267
2																	275
3																	266
4																	270
5																	272
6																	386
7																	465
8																	182
9																	153
10																	114
11																	72
12																	45
PM HOURS																	44
1	256		1	10		4.1									4.1		267
2				6	1	2.5									2.9		275
3	267			5		1.9									1.9		270
4																	272
5																	386
6																	465
7																	182
8																	153
9																	114
10																	72
11																	45
12																	44
AM TOTAL	256		1	10	1	4.1									4.1		267
PM TOTAL	363			11		.5									.5		2544
DAY TOTAL	619		1	21	1	.8									.9	2168	2811

2-AXLE EQUIVALENT																	
2814																	

MP

DOT-RNB505A-B

STATE OF WASHINGTON - DEPARTMENT OF TRANSPORTATION
TRIP SYSTEM
HOURLY TRAFFIC CLASSIFICATION SUMMARY

DATE 12/26/13
TIME 07:29:59
PAGE 17

SR 014 0100000 MP 000.01 OFF SYSTEM ID. LEG 2 DIRECTION OF TRAFFIC EASTBOUND LANE ALL OF
COUNT IDENTIFIER 13-001 COUNTER NUMBER 458693 DESCRIPTION: ON SR 14 EB ON RAMP FROM WASHINGTON ST

AM HOURS	CARS PICKUPS	BUS	SINGLE MED HYV	SINGLE UNITS 4+	SINGLE UNIT %	DOUBLE UNITS 4-5	DOUBLE UNITS 6+	DOUBLE UNIT %	5-6 TRAINS	7+ TRAINS	TRAIN %	TRUCK %	CLASS UNKNOWN	TOTAL VEHICLES
11-05-13														
TUESDAY														
1 -	1													16
2 -	2													16
3 -	3													14
4 -	4													12
5 -	5													38
6 -	6													121
7 -	7													121
8 -	8													208
9 -	9													157
10 -	10													171
11 -	11													171
12 -	12													127
PM HOURS														287
1 -	293		2		3.1			.5				3.6		305
2 -	266		8	1	3.6			.3				6.0		283
3 -	316		12	2	5.3			.4				4.2		330
4 -	366		8	1	2.7			1.5				2.9		377
5 -	484		10		2.9	2						1.2		490
6 -	540		4		1.6	1		.4				1.8		550
7 -	284		9		2.4			.2				2.2		285
8 -	180		1		2.2							4.0	1	184
9 -	143		3		3.3							2.4		150
10 -	101		4		2.4							2.4		101
11 -	81		2		5.8							5.8		83
12 -	49		1		2.4							2.4		52
AM TOTAL	339		9	2	1.0	2		.2				1.1		1240
PM TOTAL	3103		63	3	2.3	7		.3				2.7		3190
DAY TOTAL	3442		7	5	1.9	9		.3				2.3	888	4430
			72	2								2-AXLE EQUIVALENT		4456

TRUCK
UP

SR 014 Q100000 MP 000.01 OFF SYSTEM ID. COUNTER NUMBER 458693 LEG 2 DIRECTION OF TRAFFIC EASTBOUND LANE ALL OF
 COUNT IDENTIFIER 13-001 DESCRIPTION: ON SR 14 EB ON RAMP FROM WASHINGTON ST

DATE	DAY	AM HOURS	PM HOURS	CARS PICKUPS	BUS	SINGLE MED	UNITS HVY	4+	SINGLE UNIT %	DOUBLE UNITS 4-	5	6+	DOUBLE UNIT %	5-	6	7+	TRAIN %	TRUCK %	CLASS UNKNOWN	TOTAL VEHICLES
11-06-13	WEDNESDAY	1	2	18		2			20.0				18.2					20.0		18
		2	3	11					8.3				36.4					8.3		12
		3	4	7					18.2				18.2					36.4		11
		4	5	15					6.9				6.9					6.9		15
		5	6	25		1			3.2				2.4					5.6		29
		6	7	119		3			3.2				2.4					5.3		126
		7	8	230		8			4.5				3.3					3.3		243
		8	9	146		4			3.3				3.3					3.3		151
		9	10	144		3			3.3				4.6					4.6		151
		10	11	167		7			4.5				1.1					5.6		178
		11	12	253		3			1.6				1.4					1.9		258
		12	1	261		10			4.4				4.4					4.4		273
		1	2	252		3			1.2				1.2					1.2		255
		2	3	278		7			2.8				1.0					3.8		289
		3	4	340		11			3.1				2.5					3.4		352
		4	5	430		10			2.5				2.5					2.5		441
		5	6	563		12			2.7				2.7					3.3		582
		6	7	238		1			1.4				1.4					1.4		239
		7	8	137		2			1.4				1.4					1.4		139
		8	9	109		1			1.4				1.4					1.4		110
		9	10	84		1			1.2				1.2					1.2		85
		10	11	66		1			2.9				2.9					2.9		68
		11	12	42		3			8.7				8.7					8.7		46
	AM TOTAL			1143	4	31	8	1	3.7	3	7	4	1.2					4.8		1202
	PM TOTAL			2800	6	62	3	1	2.5	2	4	4	1.2					2.7		2879
	DAY TOTAL			3943	10	93	11	2	2.8	5	11	4	.5					3.4	1	4081

2-AXLE EQUIVALENT 4081
 4721

SR 014 Q100000 MP 000.01	OFF SYSTEM ID.	COUNTER NUMBER	458693	LEG 2	DESCRIPTION: ON SR 14 EB ON RAMP FROM WASHINGTON ST	DIRECTION OF TRAFFIC	EASTBOUND	LANE ALL OF					
11-07-13	THURSDAY	CARS PICKUPS	BUS	SINGLE MED	UNITS 4+	SINGLE UNIT %	DOUBLE UNITS 4-5-6+	DOUBLE UNIT %	5-6 TRAINS 6-7+	TRAIN %	TRUCK	CLASS UNKNOWN	TOTAL VEHICLES
1 - 1	1	16		1		5.6					5.6		16
2 - 2	2	8				18.2					27.3		11
3 - 3	3	15		1		11.8					11.8		17
4 - 4	4	20				13.0					13.0		23
5 - 5	5	38		1		9.1					13.6		44
6 - 6	6	129	1	1		4.5					5.1		136
7 - 7	7	264	2	1		.7					4.7		256
8 - 8	8	220		5		.4					3.9		229
9 - 9	9	254		10		1.3					4.9		267
10 - 10	10	311		8		1.2					4.0		324
11 - 11	11	312		4		.3					1.6		317
12 - 12	12	278		9		.4					3.5		288
1 - 1	1	265		12		.4					5.4		280
2 - 2	2	279		10		.4					3.4		290
3 - 3	3	306		7		.2					2.9		315
4 - 4	4	456		10		.2					2.4		468
5 - 5	5	554	2	10		.5					2.1		566
6 - 6	6	209	1	3		.5					1.9		215
7 - 7	7	139		3		2.3					2.3		145
8 - 8	8	130		2		1.4					1.3		133
9 - 9	9	150		1		1.4					1.3		152
10 - 10	10	72		2		4.1					4.1		73
11 - 11	11	47		2		4.1					4.1		49
AM TOTAL		1584	3	38		3.4					4.5		1658
PM TOTAL		2885	3	71		2.6					2.8		2972
DAY TOTAL		4469	6	109		2.9					3.4		4630

2-AXLE EQUIVALENT

COUNT HIGH

SR 014 Q100000 MP 000.01 OFF SYSTEM ID. LEG 2 DIRECTION OF TRAFFIC EASTBOUND LANE ALL OF
 COUNT IDENTIFIER 13-001 COUNTER NUMBER 458693 DESCRIPTION: ON SR 14 EB ON RAMP FROM WASHINGTON ST

11-08-13	CARS PICKUPS	BUS MED HVY	SINGLE UNITS 4+	SINGLE UNIT %	DOUBLE UNITS 4-	DOUBLE UNITS 5	DOUBLE UNITS 6+	DOUBLE UNIT %	5- TRAINS 6	7+ TRAINS	TRAIN %	TRUCK %	CLASS UNKNOWN	TOTAL VEHICLES
FRIDAY	30		2	10.5								10.5		30
12 - 1	17			11.8								11.8		17
2 - 2	15		2	20.0								20.0		10
3 - 3	8		2	8.3								8.3		24
4 - 4	22		2	10.0		1		3.3				13.3		30
5 - 5	26		2	7.9								9.0		30
6 - 6	80		6						1		1.1		1	89
7 - 7														
8 - 8														
9 - 9														
10 - 10														
11 - 11														
12 - 12														
AM TOTAL	198		10	8.2		1		.5		1	.5	9.1	1	219
PM TOTAL														
DAY TOTAL	198		10	8.2		1		.5		1	.5	9.1	1	219

11-04-13 THRU 11-08-13

AVERAGE WEEKDAY CLASSIFICATION VOLUMES *****

CARS PICKUPS	BUS MED HVY	SINGLE UNITS 4+	SINGLE UNIT %	DOUBLE UNITS 4-	DOUBLE UNITS 5	DOUBLE UNITS 6+	DOUBLE UNIT %	5- TRAINS 6	7+ TRAINS	TRAIN %	TRUCK %	CLASS UNKNOWN	TOTAL VEHICLES
3951	8	91	12	1	2.6	4	10	3	.4				4380
3943	10	93	11	2	8.84	5	11	4	0.49	2	3.35	297	4681
AVG WEEKDAY VOLUME										0.02	3.0	1	4416
TOTAL HOURS FOR COUNT	91												4121
AVG WEEKDAY VOL	4380												
PEAK HOUR PERCENTAGES:													
PEAK HOUR LOCATION :	VOLUME =	K =	D =	T =									
	4081	14.36	13.29	100.00									
		582	DATE: 11/06/13	TIME: 05:00 PM									

NOTE: ONE DAY / MED LOW



RU

Interval 60 min. 15 min.
 Binned(CL/SP) Count(volume)
Lane No 1 2

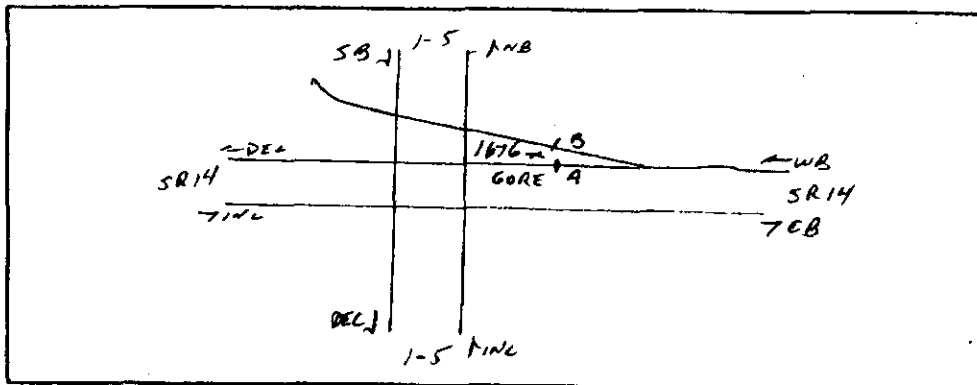
Direction Channel 1 SR14 NB U
Direction Channel 2 TEC 1 NB
Unique ID# _____

Counter No. 451676 Count ID 13-001
SR 005 ~~77~~ RRT/RRQ P5 00039 MP 0.30
Leg L Direction SEE 1, 2 OSID _____

Station Description ON SR 5 NB WYE CONN FROM SR 14 NB

Date	Day	Time	Comments
11-4-13	2	10:07	Manual (1) <u>2</u> (2) <u>2</u> Counter (1) <u>2</u> (2) <u>2</u> Set cntr ok BJ/RT 6.4v
11-5	3	12:42	Manual (1) <u>50</u> (2) <u>11</u> Counter (1) <u>50</u> (2) <u>11</u> Chk cntr ok BJ/RT 6.7v
11-6	4	08:20	Manual (1) <u>23</u> (2) <u>18</u> Counter (1) <u>23</u> (2) <u>18</u> Chk cntr ok BJ/RT 6.4v
11-7	5	11:05	Manual (1) <u>17</u> (2) <u>13</u> Counter (1) <u>17</u> (2) <u>13</u> <u>MAJOR TRAFFIC BACK-UP</u> Chk cntr ok BJ/RT 6.9v
11-8	6	08:38	Manual (1) <u>1</u> (2) <u>1</u> Counter (1) <u>1</u> (2) <u>1</u> P.U. cntr <u>OK</u> BJ/RT 6.6v

Sketch



B. JOHNSON / R. TRONDS
Field Person

SR 005 P500039 MP 000.30 OFF SYSTEM ID. LEG 1 DIRECTION OF TRAFFIC NORTHBOUND LANE ALL OF

COUNT IDENTIFIER 13-001 COUNTER NUMBER 451676 DESCRIPTION: ON SR 5 NB WYE CONC FROM SR 14 WB

11/04/13 HONDAY	AM HOURS												PM HOURS					DAILY TOTAL							
	1	2	3	4	5	6	7	8	9	10	11	12	1	2	3	4	5		6	7	8	9	10	11	12
12	1	2	3	4	5	6	7	8	9	10	11	12	1	2	3	4	5	6	7	8	9	10	11	12	544
TOT	12	22	33	44	55	66	77	88	99	100	111	122	133	144	155	166	177	188	199	200	211	222	233	544	
AM PEAK HOUR 1100 TO 1200 VOLUME	310												PM PEAK HOUR 0500 TO 0600 VOLUME	412					AM TOTAL	2542					

11/05/13 TUESDAY	AM HOURS												PM HOURS					DAILY TOTAL							
	1	2	3	4	5	6	7	8	9	10	11	12	1	2	3	4	5		6	7	8	9	10	11	12
12	1	2	3	4	5	6	7	8	9	10	11	12	1	2	3	4	5	6	7	8	9	10	11	12	5826
TOT	28	66	99	133	166	200	233	266	300	333	366	400	433	466	500	533	566	600	633	666	700	733	766	5826	
AM PEAK HOUR 0730 TO 0830 VOLUME	801												PM PEAK HOUR 1215 TO 0115 VOLUME	384					AM TOTAL	3174					

11/06/13 WEDNESDAY	AM HOURS												PM HOURS					DAILY TOTAL							
	1	2	3	4	5	6	7	8	9	10	11	12	1	2	3	4	5		6	7	8	9	10	11	12
12	1	2	3	4	5	6	7	8	9	10	11	12	1	2	3	4	5	6	7	8	9	10	11	12	5308
TOT	19	55	77	111	144	177	211	244	277	311	344	377	411	444	477	511	544	577	611	644	677	711	744	5308	
AM PEAK HOUR 0715 TO 0815 VOLUME	689												PM PEAK HOUR 0100 TO 0200 VOLUME	348					AM TOTAL	2940					

SR 005 P500039 MP 000.30 OFF SYSTEM ID. LEG L DIRECTION OF TRAFFIC NORTHBOUND LANE ALL OF
 COUNT IDENTIFIER 13-001 COUNTER NUMBER 451676 DESCRIPTION: ON SR 5 NB WYE CONN FROM SR 14 WB

11/07/13 THURSDAY		AM HOURS												PM HOURS												DAILY TOTAL
TIME	COUNT	1	2	3	4	5	6	7	8	9	10	11	12	1	2	3	4	5	6	7	8	9	10	11	12	TOTAL
00-15	3	3	4	3	2	7	30	137	208	163	136	126x	94	107	75	73	78	73	48	31	17	16	17	17	1413	
15-30	5	2	2	4	4	7	151	165	178	155	141	86	80	68	68	72	90	82	56	27	24	15	9	10	593	
30-45	5	2	1	5	4	34	137	165	205	158	130	96	88	80	68	63	82	62	40	18	24	11	9	14	0	
45-00	3	3	3	2	8	35	121	220	190	157	148	87	95	78	74	93	79	84	46	21	17	18	9	11	0	
TOT	16	5	10	14	21	87	439	687	781	633	555	395	357	342	285	301	329	301	190	97	82	60	44	52	1413	

COUNT HIGH AM PEAK HOUR 0745 TO 0845 VOLUME 811
 PM PEAK HOUR 1215 TO 0115 VOLUME 370

11/08/13 FRIDAY		AM HOURS												PM HOURS												DAILY TOTAL
TIME	COUNT	1	2	3	4	5	6	7	8	9	10	11	12	1	2	3	4	5	6	7	8	9	10	11	12	TOTAL
00-15	1	1	2	3	4	5	6	7	8	9	10	11	12	1	2	3	4	5	6	7	8	9	10	11	12	1413
15-30	3	3	4	5	6	7	8	9	10	11	12	1	2	3	4	5	6	7	8	9	10	11	12	0		
30-45	5	4	5	6	7	8	9	10	11	12	1	2	3	4	5	6	7	8	9	10	11	12	0			
45-00	6	2	1	2	3	4	5	6	7	8	9	10	11	12	1	2	3	4	5	6	7	8	9	10	0	
TOT	24	9	4	16	23	83	401	578	275	593	0	0	0	0	0	0	0	0	0	0	0	0	0	0	1413	

11/04/13 THRU 11/08/13 92
 TOTAL HOURS FOR COUNT

2 DAYS 5561 FACTOR GROUP GR-01 5454 FACTOR GROUP P55 4941
 AVG WEEKDAY VOL 5739 X SEASONAL ADJ. FACTOR 0.9800 = 5624 X AXLE CORR FACTOR 0.9057 = ESTIMATED AVG DAILY TRAFFIC 5094
 PEAK HOUR PERCENTAGES: K = 14.13 D = 100.00
 PEAK HOUR LOCATION: VOLUME = 801 DATE: 11/07/13 TIME: 07:45 AM
 11/05/13 07:30 Am