



RM

Interval 60 min. 15 min.
 Binned(CL/SP) Count(volume)
 Lane No 1 2

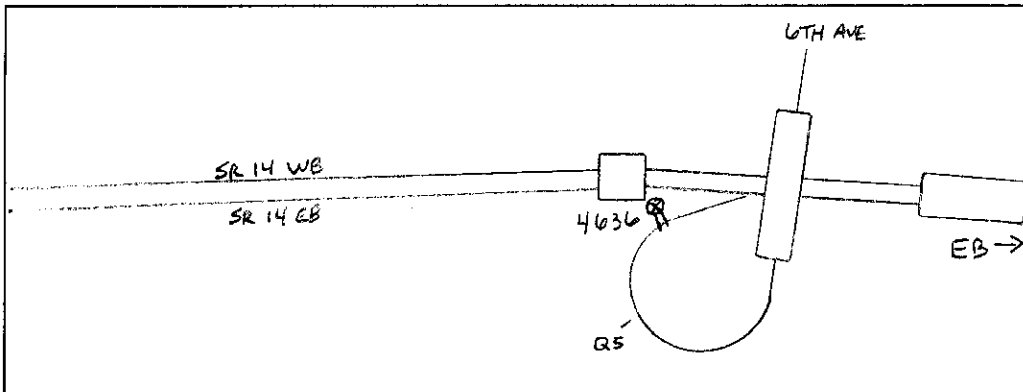
Direction Channel 1 _____
 Direction Channel 2 _____
 Data Hog # _____

Counter No. 034636 Count ID SP# 10-001
 SR 14 RRT/RRQ Q5 01249 MP 0.01
 Leg 2 Direction EB OSID _____

Station Description ON SR 14 EB ON RAMP FROM NW 6TH AVE

Date	Day	Time	Comments				
1-11-10	2	1221	Manual (1) <u>1</u> (2) _____ Counter (1) <u>1</u> (2)	Set cntrs	OK	TWB/JM	6.5
1-12-10	3	0853	Manual (1) <u>1</u> (2) _____ Counter (1) <u>1</u> (2)	Check cntrs SV	OK	TWB/JM	6.4
1-13-10	4	0907	Manual (1) <u>1</u> (2) _____ Counter (1) <u>1</u> (2)	Check cntrs SV	OK	TWB/JM	6.4
1-14-10	5	1158	Manual (1) <u>1</u> (2) _____ Counter (1) <u>1</u> (2)	Check cntrs SV	OK	TWB/JM	6.6
1-15-10	6	0918	Manual (1) <u>1</u> (2) _____ Counter (1) <u>1</u> (2)	P/U cntrs SV	OK	TWB/JM	6.4

Sketch



North

TWB/JM

Field Person

STATE OF WASHINGTON - DEPARTMENT OF TRANSPORTATION
 TRIP SYSTEM
 HOURLY TRAFFIC CLASSIFICATION SUMMARY

SR 014 Q501249 MP 000.01 OFF SYSTEM ID. LEG 2 DIRECTION OF TRAFFIC EASTBOUND LANE ALL OF
 COUNT IDENTIFIER 10-001 COUNTER NUMBER 034636 DESCRIPTION: ON SR 14 EB ON RAMP FROM NW 6TH AVE

01-11-10 MONDAY	CARS PICKUPS	BUS	SINGLE MED	UNITS HYV	4+	SINGLE UNIT %	DOUBLE UNITS	4-	5	6+	DOUBLE UNIT %	5-	TRAINS	6	7+	TRAIN %	TRUCK %	CLASS UNKNOWN	TOTAL VEHICLES
12 - 1	2																		23
1 - 2	3																		27
2 - 3	4																		28
3 - 4	5																		32
4 - 5	6																		20
5 - 6	7																		20
6 - 7	8																		13
7 - 8	9																		9
8 - 9	10																		1
9 - 10	11																		5
10 - 11	12																		4
11 - 12																			
AM TOTAL	176					2.7		1			.5						3.3		182
PM TOTAL	176					2.7		1			.5						3.3		182
DAY TOTAL	176					2.7		1			.5						3.3		183

2-AXLE EQUIVALENT

SR 014 Q501249 MP 000.01

OFF SYSTEM ID.

LEG 2

DIRECTION OF TRAFFIC EASTBOUND

LANE ALL OF

COUNT IDENTIFIER 10-001

COUNTER NUMBER 034636

DESCRIPTION: ON SR 14 EB ON RAMP FROM NW 6TH AVE

01-12-10 TUESDAY AM HOURS	CARS PICKUPS	BUS MED	SINGLE MED	UNITS Hvy	4+	SINGLE UNIT %	DOUBLE UNITS 4-	5	6+	DOUBLE UNIT %	5-	6	7+	TRAIN %	TRUCK %	CLASS UNKNOWN	TOTAL VEHICLES
1 - 1	1																1
2 - 2																	3
3 - 3																	3
4 - 4																	10
5 - 5																	15
6 - 6																	20
7 - 7																	16
8 - 8																	13
9 - 9																	16
10 - 10																	13
11 - 11																	14
12 - 12																	14
PM HOURS																	
1 - 1	18		1			5.3									5.3		19
2 - 2	18																18
3 - 3	29		1			3.3									3.3		30
4 - 4	32	1	1			5.9									5.9		34
5 - 5	25		1			3.8									3.8		26
6 - 6	21		2			8.7									8.7		23
7 - 7	19		2			9.5									9.5		21
8 - 8	14			1		12.5									12.5		14
9 - 9	7			1		25.0									25.0		8
10 - 10	3																4
11 - 11	2																2
12 - 12	4																4
AM TOTAL	90		5			5.3									5.3		95
PM TOTAL	192	1	10			5.4									5.4		203
DAY TOTAL	282	1	15			5.4									5.4		298

2-AXLE EQUIVALENT

SR 014 0501249 MP 000.01 OFF SYSTEM ID. LEG 2 DIRECTION OF TRAFFIC EASTBOUND LANE ALL OF

COUNT IDENTIFIER 10-001 COUNTER NUMBER 034636 DESCRIPTION: ON SR 14 EB ON RAMP FROM NM 6TH AVE

01-13-10 WEDNESDAY AM HOURS	CARS PICKUPS	BUS MED	SINGLE UNITS Hvy	4+ UNIT %	DOUBLE UNITS 4-	5 UNIT %	6+ UNIT %	DOUBLE UNITS 6+	DOUBLE UNITS 7+	TRAIN %	TRAINS 7+	TRAIN %	TRUCK %	CLASS UNKNOWN	TOTAL VEHICLES
12 - 1	3														3
1 - 2	1														1
2 - 3	3														3
3 - 4	4														4
4 - 5	5														5
5 - 6	6														6
6 - 7	7														7
7 - 8	8														8
8 - 9	9														9
9 - 10	10														10
10 - 11	11														11
11 - 12	12														12
PM HOURS															
12 - 1	18														18
1 - 2	12														12
2 - 3	21														21
3 - 4	21														21
4 - 5	30														30
5 - 6	17														17
6 - 7	16														16
7 - 8	10														10
8 - 9	10														10
9 - 10	13														13
10 - 11	4														4
11 - 12	5														5
AM TOTAL	92		6	1											99
PM TOTAL	177		8												185
DAY TOTAL	269		14	1											285

														2-AXLE EQUIVALENT	286

SR 014 0501249 MP 000.01 OFF SYSTEM ID. COUNTER NUMBER 034636 LEG 2 DESCRIPTION: ON SR 14 EB ON RAMP FROM NW 6TH AVE LANE ALL OF

01-14-10 THURSDAY AM HOURS	CARS PICKUPS	BUS MED	SINGLE UNITS HVVY	4+ SINGLE UNIT %	DOUBLE UNITS 4-5	6+ DOUBLE UNIT %	5- TRAINS 6	7+ TRAIN %	TRUCK %	CLASS UNKNOWN	TOTAL VEHICLES
1 - 1	1										1
2 - 2	2										2
3 - 3	1										1
4 - 4	4										4
5 - 5	6										6
6 - 6	10										10
7 - 7	21										21
8 - 8	16										16
9 - 9	31										31
10 - 10	13										13
11 - 11	15										15
12 - 12	21										21
1 - 1	15										15
2 - 2	26										26
3 - 3	18										18
4 - 4	26										26
5 - 5	25										25
6 - 6	12										12
7 - 7	14										14
8 - 8	9										9
9 - 9	5										5
10 - 10	6										6
11 - 11	3										3
11 - 12	3										3
AM TOTAL	120		9	7.0		1			7.0		129
PM TOTAL	180		7	3.7		1			4.3		188
DAY TOTAL	300		16	5.0		1			5.4		317

2-AXLE EQUIVALENT											
319											

STATE OF WASHINGTON - DEPARTMENT OF TRANSPORTATION
TRIP SYSTEM
HOURLY TRAFFIC CLASSIFICATION SUMMARY

SR 014 Q501249 MP 000.01 OFF SYSTEM ID. LEG 2 DIRECTION OF TRAFFIC EASTBOUND LANE ALL OF
COUNT IDENTIFIER 10-001 COUNTER NUMBER 034636 DESCRIPTION: ON SR 14 EB ON RAMP FROM NW 6TH AVE

FRIDAY AM HOURS 12 - 1	CARS PICKUPS 1	BUS MED 1	SINGLE UNITS HVVY 4+	SINGLE UNIT %	DOUBLE UNITS 4- 5 6+	DOUBLE UNIT %	5- TRAINS 6 7+	TRAIN %	TRUCK %	CLASS UNKNOWN	TOTAL VEHICLES
1 - 2	2										2
2 - 3											1
3 - 4											2
4 - 5	3										3
5 - 6	4										4
6 - 7	9										9
7 - 8	15		2								17
8 - 9	18										18
9 - 10											
10 - 11											
11 - 12											
PM HOURS 12 - 1											
1 - 2											
2 - 3											
3 - 4											
4 - 5											
5 - 6											
6 - 7											
7 - 8											
8 - 9											
9 - 10											
10 - 11											
11 - 12											
AM TOTAL	52		2								54
PM TOTAL											54
DAY TOTAL	52		2								54

01-11-10 THRU 01-15-10

AVERAGE WEEKDAY CLASSIFICATION VOLUMES *****

CARS PICKUPS	BUS MED HVVY	4+	SINGLE UNIT %	DOUBLE UNITS 4- 5 6+	DOUBLE UNIT %	5- TRAINS 6 7+	TRAIN %	TRUCK %	CLASS UNKNOWN	TOTAL VEHICLES
284	15	4+	5.0							300
AMD 2-AXLE EQUIVALENT										
										299

01-11-10 THRU 01-15-10

AVERAGE WEEKDAY CLASSIFICATION VOLUMES *****

TOTAL HOURS FOR COUNT 92

3 DAYS

AVG WEEKDAY VOL 300 X SEASONAL ADJ. FACTOR 0.9900 = ESTIMATED AVG DAILY TRAFFIC 297

PEAK HOUR PERCENTAGES: K = 11.33 D = 100.00 T = 5.88

PEAK HOUR LOCATION : VOLUME = 34 DATE: 01/12/10 TIME: 03:00 PM

RW

Interval 60 min. 15 min.
 Binned(CL/SP) Count(volume)
Lane No 1 2

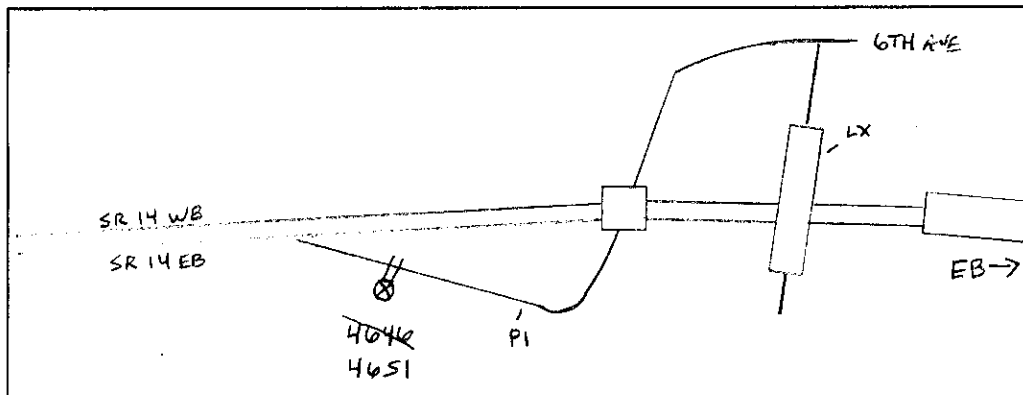
Direction Channel 1 _____
Direction Channel 2 _____
Data Hog # _____

Counter No. ⁴⁶⁵¹~~034646~~ Count ID SP# 10-001
SR 14 RRT/RRQ P1 01203 MP 0.00
Leg 2 Direction EB OSID _____

Station Description ON SR 14 EB OFF RAMP TO NW 6TH AVE

Date	Day	Time	Comments				
1-11-10	2	1212	Manual (1) <u>3</u> (2) _____ Counter (1) <u>3</u> (2) _____	Set cntrs	OK	TWB/JM	6.4
1-12-10	3	0850	Manual (1) <u>2</u> (2) _____ Counter (1) <u>2</u> (2) _____	Check cntrs	TWB/JM	6.4	* CNTR NOT WORKING/ NEW CNTR @ 0850 # 4651
1-13-10	4	0902	Manual (1) <u>16</u> (2) _____ Counter (1) <u>16</u> (2) _____	Check cntrs	OK	TWB/JM	6.4
1-14-10	5	1153	Manual (1) <u>20</u> (2) _____ Counter (1) <u>20</u> (2) _____	Check cntrs	OK	TWB/JM	6.7
1-15-10	6	0912	Manual (1) <u>1</u> (2) _____ Counter (1) <u>1</u> (2) _____	P/U cntrs	OK	TWB/JM	6.4

Sketch



TWB/JM
Field Person

STATE OF WASHINGTON - DEPARTMENT OF TRANSPORTATION
TRIP SYSTEM
HOURLY TRAFFIC CLASSIFICATION SUMMARY

SR 014 P101203 MP 000.00 OFF SYSTEM ID. LEG 2 DIRECTION OF TRAFFIC EASTBOUND LANE ALL OF
COUNT IDENTIFIER 10-001 COUNTER NUMBER 034651 DESCRIPTION: ON SR 14 EB OFF RAMP TO NW 6TH AVE

01-12-10 TUESDAY AM HOURS	CARS PICKUPS	BUS	SINGLE MED	UNITS HVY	4+	SINGLE UNIT %	DOUBLE 4-	UNITS 5	6+	DOUBLE UNIT %	5-	TRAINS 6	7+	TRAIN %	TRUCK %	CLASS UNKNOWN	TOTAL VEHICLES
1 - 1	2																
2 - 2	2																
3 - 3	2																
4 - 4	2																
5 - 5	2																
6 - 6	2																
7 - 7	2																
8 - 8	2																
9 - 9	2																
10 - 10	2																
11 - 11	2																
12 - 12	2																
PM HOURS																	
1 - 1	399	1	22	1	3	6.3	1	1	1	.5			1	.2	6.8	1	429
2 - 2	428		23	2	2	5.9	1	1	2	.9					7.0		460
3 - 3	488		25	1	3	5.6	1	1		.2					5.8		518
4 - 4	668	1	33	1	3	5.4	1	3		.4					7.09		709
5 - 5	736	1	32			4.3	1		1	.1					4.4		770
6 - 6	822		20	1		2.5	2	2	1	.6				.1	3.2		849
7 - 7	549	1	11			2.1	1			.2					2.3		562
8 - 8	356		15			4.0		1		.5					4.6		373
9 - 9	292		4			1.3				.3					1.7		297
10 - 10	242		2			.8									.8		244
11 - 11	180		1			.6									.6		181
12 - 12	85		1			1.1			1	1.1					2.3		87
AM TOTAL	920	1	63	6	7	7.6	7	6	4	1.7					9.3	1	1014
PM TOTAL	5245	4	189	6	11	3.8	8	8	5	.4			1		4.3	1	5479
DAY TOTAL	6165	5	252	12	18	4.4	15	14	9	.6			1		5.0	1	6493

2-AXLE EQUIVALENT 6575

SR 014 P101203 MP 000.00 OFF SYSTEM ID. LEG 2 DIRECTION OF TRAFFIC EASTBOUND LANE ALL OF
 COUNT IDENTIFIER 10-001 COUNTER NUMBER 034651 DESCRIPTION: ON SR 14 EB OFF RAMP TO NW 6TH AVE

DAY	TOTAL	CARS PICKUPS	BUS	MED	SINGLE HVY	4+	SINGLE UNIT %	DOUBLE 4-	5	6+	DOUBLE UNIT %	5-	6	7+	TRAIN %	TRUCK %	CLASS UNKNOWN	TOTAL VEHICLES
01-13-10																		
AM HOURS	1802	51	1	1	3	4	1.9	1	2	1	7.4	1	2	2	1.9	3	3	1992
PM HOURS	5346	26	1	1	1	3	3.7	1	1	1	4.3	2	2	2	3.7	1	2	5606
TOTAL	7148	77	2	2	4	7	5.6	2	3	2	11.7	3	4	4	5.6	4	5	7598
1		25					10.0				3.3				7.4			27
2		10					8.0				1.9				3.7			27
3		21					7.0				1.4				7.4			27
4		32					8.0				1.9				7.4			27
5		145					7.0				1.4				7.4			27
6		316					8.9				1.4				7.4			27
7		285					8.8				2.0				7.4			27
8		269					7.3				1.3				7.4			27
9		350					5.5				1.4				7.4			27
10		406					5.7				1.6				7.4			27
11		451					5.9				.6				7.4			27
12		488					5.5				.2				7.4			27
1		611					3.2				.1				7.4			27
2		719					4.1				.5				7.4			27
3		791					2.9				.3				7.4			27
4		572					4.4				.3				7.4			27
5		371					1.2				.3				7.4			27
6		285					2.1				.4				7.4			27
7		221					1.8				.4				7.4			27
8		97													7.4			27
9															7.4			27
10															7.4			27
11															7.4			27
12															7.4			27
AM TOTAL	1802	51	1	1	3	4	1.9	1	2	1	7.4	1	2	2	1.9	3	3	1992
PM TOTAL	5346	26	1	1	1	3	3.7	1	1	1	4.3	2	2	2	3.7	1	2	5606
DAY TOTAL	7148	77	2	2	4	7	5.6	2	3	2	11.7	3	4	4	5.6	4	5	7598

2-AXLE EQUIVALENT 5 7736

SR 014 P101203 MP 000.00 OFF SYSTEM ID. COUNTER NUMBER 034651 LEG 2 DESCRIPTION: ON SR 14 EB OFF RAMP TO NW 6TH AVE LANE ALL OF

01-14-10	CARS PICKUPS	BUS	SINGLE MED	UNITS HVY	4+	SINGLE UNIT %	DOUBLE 4-	DOUBLE UNITS 5	6+	DOUBLE UNIT %	5- TRAINS 6	7+	TRAIN %	TRUCK %	CLASS UNKNOWN	TOTAL VEHICLES
THURSDAY	56		1			1.7		1		3.4				5.1		59
AM HOURS	22					6.3								3		23
1 - 1	29					7.4								3		30
2 - 2	13		1			6.3		2						3	1	30
3 - 3	25					7.4								4		27
4 - 4	47		1			15.5								4		58
5 - 5	177		9			8.2	1					1	1.7	0		195
6 - 6	302		13			6.7								0		328
7 - 7	278	1	19			12.2	1	2	2					1		320
8 - 8	297		20			7.3	6	1	2					1		330
9 - 9	281		14			5.9	1	1	3					1		309
10 - 10	348	2	14			5.9	1	1	3					1		372
11 - 11																
12 - 12																
PM HOURS	366		19			5.9	1							2		390
1 - 1	450		27			6.8	1	3	1					2		488
2 - 2	511		17			3.4		1	1					0		531
3 - 3	648		41			6.4	4	1	1					0		698
4 - 4	759	1	24			3.4	1							2		789
5 - 5	768		16			2.2								0		785
6 - 6	562	1	8			1.6			1					0	1	573
7 - 7	356		16			4.5	1	1						0		375
8 - 8	345		4			1.1								0		349
9 - 9	279		5			2.1								0		285
10 - 10	187		2			1.1								0		190
11 - 11	99					1.1			1					0		100
12 - 12																
AM TOTAL	1875	3	127	18	13	7.8	10	9	10	1.4		1		9.2	1	2067
PM TOTAL	5330	2	179	12	8	3.6	8	6	5	.3		1		4.0	1	5553
DAY TOTAL	7205	5	306	30	21	4.8	18	15	15	.6		2		5.4	2	7620
																7733

2-AXLE EQUIVALENT

STATE OF WASHINGTON - DEPARTMENT OF TRANSPORTATION
TRIP SYSTEM
HOURLY TRAFFIC CLASSIFICATION SUMMARY

SR 014 P101203 MP 000.00 OFF SYSTEM ID. LEG 2 DIRECTION OF TRAFFIC EASTBOUND LANE ALL OF
COUNT IDENTIFIER 10-001 COUNTER NUMBER 034651 DESCRIPTION: ON SR 14 EB OFF RAMP TO NW 6TH AVE

01-15-10	CARS PICKUPS	BUS	SINGLE MED	4+ HVY	SINGLE UNIT %	DOUBLE UNIT %	TRAINS 6+	TRAINS 7+	TRAIN %	TRUCK %	CLASS UNKNOWN	TOTAL VEHICLES
FRIDAY	46	1	1	2	2.1	6.1	1	1	3.4	2.1	UNK	47
AM HOURS	28	2	2	2	6.1	15.0	2	2	6.1	3.4	UNK	29
1 - 1	29	3	3	3	9.1	9.1	1	1	5.0	20.0	UNK	33
2 - 2	16	4	4	4	9.1	9.1	1	1	4.5	13.6	UNK	20
3 - 3	19	5	5	5	8.9	8.9	2	2	1.0	9.8	UNK	22
4 - 4	46	7	7	7	6.1	6.1	2	2	.6	10.3	UNK	51
5 - 5	182	8	8	8	7.8	7.8	2	2	1.1	6.7	UNK	203
6 - 6	304	9	9	9						8.8	UNK	326
7 - 7	258	10	10	10							UNK	283
8 - 8		11	11	11							UNK	
9 - 9		12	12	12							UNK	
10 - 10											UNK	
11 - 11											UNK	
12 - 12											UNK	
PM HOURS											UNK	
1 - 1											UNK	
2 - 2											UNK	
3 - 3											UNK	
4 - 4											UNK	
5 - 5											UNK	
6 - 6											UNK	
7 - 7											UNK	
8 - 8											UNK	
9 - 9											UNK	
10 - 10											UNK	
11 - 11											UNK	
12 - 12											UNK	
AM TOTAL	928	2	62	9	7.2	1	4	7	1.2		UNK	1014
PM TOTAL	928	2	62	9	7.2	1	4	7	1.2		UNK	1014
DAY TOTAL	928	2	62	9	7.2	1	4	7	1.2		UNK	1014

01-12-10 THRU 01-15-10

AVERAGE WEEKDAY CLASSIFICATION VOLUMES *****

CARS PICKUPS	BUS	SINGLE MED	4+ HVY	SINGLE UNIT %	DOUBLE UNIT %	TRAINS 6+	TRAINS 7+	TRAIN %	TRUCK %	CLASS UNKNOWN	TOTAL VEHICLES
7177	9	313	25	25	4.9	19	18	16	.7	UNK	7609
2 DAYS											
AVG WEEKDAY VOL 7609 X SEASONAL ADJ. FACTOR 0.9900 = ESTIMATED AVG DAILY TRAFFIC 7535											
2 DAYS											
PEAK HOUR PERCENTAGES: K = 11.16 D = 100.00 T = 3.18											
PEAK HOUR LOCATION : VOLUME = 849 DATE: 01/12/10 TIME: 05:00 PM											



RU

Interval 60 min. 15 min.
 Binned(CL/SP) Count(volume)
 Lane No 1 2

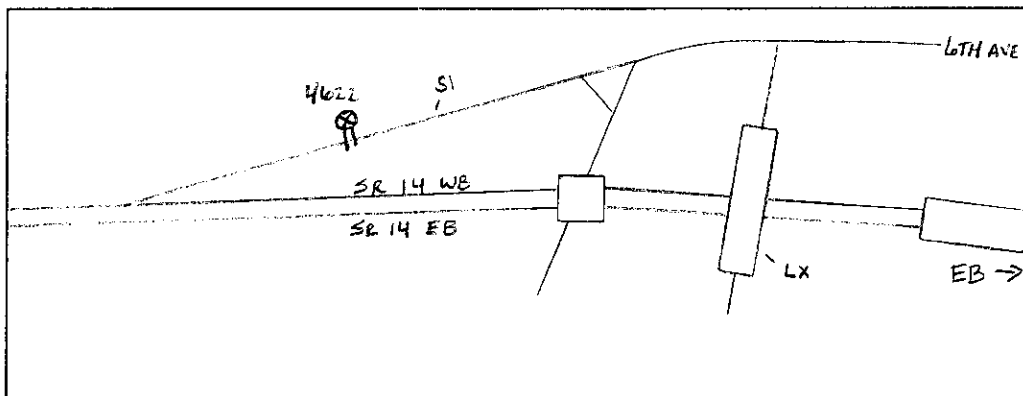
Direction Channel 1 _____
 Direction Channel 2 _____
 Data Hog # _____

Counter No. 034622 Count ID SP# 10-001
 SR 14 RRT/RRQ S1 01194 MP 0.12
~~0.00~~
 Leg 2 Direction WB OSID _____

Station Description _ ON SR 14 WB ON RAMP FROM NW 6TH AVE

Date	Day	Time	Comments				
1-11-10	2	1254	Manual (1) <u>3</u> (2) _____ Counter (1) <u>3</u> (2) _____	Set cntrs	OK	TWB/JM	6.5
1-12-10	3	0903	Manual (1) <u>4</u> (2) _____ Counter (1) <u>4</u> (2) _____	Check cntrs	OK	TWB/JM	6.4
1-13-10	4	0933	Manual (1) <u>30</u> (2) _____ Counter (1) <u>30</u> (2) _____	Check cntrs	OK	TWB/JM	6.4
1-14-10	5	1220	Manual (1) <u>42</u> (2) _____ Counter (1) <u>42</u> (2) _____	Check cntrs	OK	TWB/JM	6.5
1-15-10	6	<u>0936</u>	Manual (1) <u>1</u> (2) _____ Counter (1) <u>1</u> (2) _____	P/U cntrs	OK	TWB/JM	6.4

Sketch



TWB/JM
Field Person

SR 014 S101194 MP 000.12 OFF SYSTEM ID. LEG 2 DIRECTION OF TRAFFIC WESTBOUND LANE ALL OF
 COUNT IDENTIFIER 10-001 COUNTER NUMBER 034622 DESCRIPTION: ON SR 14 WB ON RAMP FROM NW 6TH AVE

01-11-10 MONDAY AM HOURS	CARS PICKUPS	BUS	SINGLE MED	UNITS HVY	4+ SINGLE UNIT %	DOUBLE UNITS 4-5	6+ DOUBLE UNIT %	5- TRAINS	7+ TRAIN	% TRAIN	TRUCK %	CLASS UNKNOWN	TOTAL VEHICLES
1 - 1	1												
2 - 2	2												
3 - 3	3												
4 - 4	4												
5 - 5	5												
6 - 6	6												
7 - 7	7												
8 - 8	8												
9 - 9	9												
10 - 10	10												
11 - 11	11												
12 - 12	12												
1 - 1	424	1	31	2	7	8.8	3	3			8.8		465
2 - 2	485		25	2	4	5.9	2	3			7.1	2	524
3 - 3	477		26			5.7					6.8		512
4 - 4	488		18		3	3.5	1	1			4.1		509
5 - 5	509		18	2		3.8	1	1	1	.2	4.0		530
6 - 6	351		8			2.2					2.5		360
7 - 7	205	1	11			5.5		1			6.0		218
8 - 8	162		4	1		3.0					3.0		167
9 - 9	125		4			3.1		1			3.8		130
10 - 10	80		3			3.6					3.6		83
11 - 11	58												58
AM TOTAL	3364	2	148	7	14	4.8	3	7	8	.5	5.3	2	3556
PM TOTAL	3364	2	148	7	14	4.8	3	7	8	.5	5.3	2	3556
DAY TOTAL	3364	2	148	7	14	4.8	3	7	8	.5	5.3	2	3556
2-AXLE EQUIVALENT													3606

SR 014 S101194 MP 000.12 OFF SYSTEM ID. COUNTER NUMBER 034622 LEG 2 DESCRIPTION: ON SR 14 WB ON RAMP FROM NW 6TH AVE LANE ALL OF

01-12-10	CARS PICKUPS	BUS	SINGLE MED	UNITS HVY	4+	SINGLE UNIT %	DOUBLE 4-	5	DOUBLE 6+	DOUBLE UNIT %	5-	TRAINS 6	7+	TRAIN %	TRUCK %	CLASS UNKNOWN	TOTAL VEHICLES
TUESDAY	21		2			8.7				4.0					12.0		23
AM HOURS	2					8.0									8.7		25
1 - 1	2																25
2 - 2	21																21
3 - 3	33																33
4 - 4	65																71
5 - 5	231					4.2				4.2					8.5		249
6 - 6	520					7.4				1.6					7.2		565
7 - 7	730					3.5				.2					7.6		761
8 - 8	646					4.8				.5					4.1		761
9 - 9	474					5.1				.7					5.7		685
10 - 10	423					5.1				1.0					6.3		506
11 - 11	487					5.2				.4					5.6		448
PM HOURS															5.8		517
12 - 12	443					4.4				1.7					6.1		472
1 - 1	431					6.2				1.1					7.3		465
2 - 2	450					5.2				.6					5.9		478
3 - 3	502					7.7				1.4					9.4		555
4 - 4	517					5.0				.2					5.1		545
5 - 5	476					2.7				.2					2.9		490
6 - 6	378					4.5				.2					4.5		396
7 - 7	209					3.2				.2					3.2		216
8 - 8	164					2.4				.4					2.4		168
9 - 9	132					2.9				.4					2.9		136
10 - 10	91					4.2				.2					4.2		95
11 - 11	48					2.0				.7					2.0		49
AM TOTAL	3673					5.1				.7					5.9		3904
PM TOTAL	3841					4.8				.6					5.5		4065
DAY TOTAL	7514					4.9				.7					5.7		7969
																2-AXLE EQUIVALENT	8090

SR 014 S101194 MP 000.12 OFF SYSTEM ID. LEG 2 DIRECTION OF TRAFFIC WESTBOUND LANE ALL OF
 COUNT IDENTIFIER 10-001 COUNTER NUMBER 034622 DESCRIPTION: ON SR 14 WB ON RAMP FROM NW 6TH AVE

01-14-10 THURSDAY AM HOURS	CARS PICKUPS	BUS	MED	SINGLE UNITS HVV	4+	SINGLE UNIT %	DOUBLE UNITS 4-	5	6+	DOUBLE UNIT %	5-	TRAINS 6	7+	TRAIN %	TRUCK %	CLASS UNKNOWN	TOTAL VEHICLES
12 - 1	17			1		6.3									5.6		18
1 - 2	15					6.3									5.6		16
2 - 3	24					4.3									4.0		25
3 - 4	43					2.7									2.2		46
4 - 5	69					2.7									2.7		73
5 - 6	231					6.1									6.1		246
6 - 7	526					5.2									5.7		558
7 - 8	704					4.3									5.0		741
8 - 9	632					4.2									4.7		663
9 - 10	493					5.7									5.9		525
10 - 11	439					5.5									7.2		473
11 - 12	475					5.3									6.3		507
PM HOURS																	
12 - 1	439					6.3									7.6		475
1 - 2	436					5.6									6.0		464
2 - 3	524					3.7									3.9		545
3 - 4	532					5.0									5.7		564
4 - 5	528					3.8									4.2		552
5 - 6	503					5.8									5.8		534
6 - 7	355					2.5									3.0		364
7 - 8	230					2.1									3.0		237
8 - 9	187					1.1									1.1		189
9 - 10	159					1.1									.6		160
10 - 11	86					2.2									2.2		89
11 - 12	53					2.2									1.8		55
AM TOTAL	3668					5.0									5.7		3891
PM TOTAL	4032					4.1									4.6		4228
DAY TOTAL	7700					4.5									5.1		8119
																2-AXLE EQUIVALENT	8225

SR 014 S101194 MP 000.12 OFF SYSTEM ID. LEG 2 DIRECTION OF TRAFFIC WESTBOUND LANE ALL OF
 COUNT IDENTIFIER 10-001 COUNTER NUMBER 034622 DESCRIPTION: ON SR 14 WB ON RAMP FROM NW 6TH AVE

FRIDAY AM HOURS	CARS PICKUPS	BUS	SINGLE MED	UNITS HVY	4+	SINGLE UNIT %	DOUBLE UNITS 4-	5	6+	DOUBLE UNIT %	5-	6	7+	TRAIN %	TRUCK %	CLASS UNKNOWN	TOTAL VEHICLES
12 - 1	30					5.3			1	3.2					3.2		31
11 - 2	18					4.5									5.3		19
10 - 3	21					4.5									4.5		22
9 - 4	25					5.7			1	7.4					7.4		27
8 - 5	66					4.8			1	.4					5.7		70
7 - 6	215					6.9			1	.4					5.3		227
6 - 7	469					3.4			1	.4					7.3		506
5 - 8	674					3.8			3	.5					3.9		701
4 - 9	578								2						4.5		605
3 - 10																	
2 - 11																	
1 - 12																	
PM HOURS																	
11 - 1																	
10 - 2																	
9 - 3																	
8 - 4																	
7 - 5																	
6 - 6																	
5 - 7																	
4 - 8																	
3 - 9																	
2 - 10																	
1 - 11																	
AM TOTAL	2096	5	89	3	2	4.5	1	2	9	.5			1		5.1		2208
PM TOTAL																	
DAY TOTAL	2096	5	89	3	2	4.5	1	2	9	.5			1		5.1		2208

01-11-10 THRU 01-15-10
 AVERAGE WEEKDAY CLASSIFICATION VOLUMES *****
 CARS PICKUPS | BUS SINGLE UNITS | SINGLE UNIT % | DOUBLE UNITS 4- | 5 | 6+ | TRAIN % | TRUCK % | CLASS UNKNOWN | TOTAL VEHICLES
 7616 | 11 | 332 | 12 | 25 | 4.7 | 15 | 19 | 18 | .6 | .1 | 5.4 | 4 | 8058
 3 DAYS | 8058 X SEASONAL ADJ. FACTOR 0.9900 = ESTIMATED AVG DAILY TRAFFIC 7977
 AWD 2-AXLE EQUIVALENT 8179

PEAK HOUR PERCENTAGES: K = 9.44 D = 100.00 T = 4.07
 PEAK HOUR LOCATION : VOLUME = 761 DATE: 01/12/10 TIME: 07:00 AM



RU

Interval 60 min. 15 min.
 Binned(CL/SP) Count(volume)
 Lane No 1 2

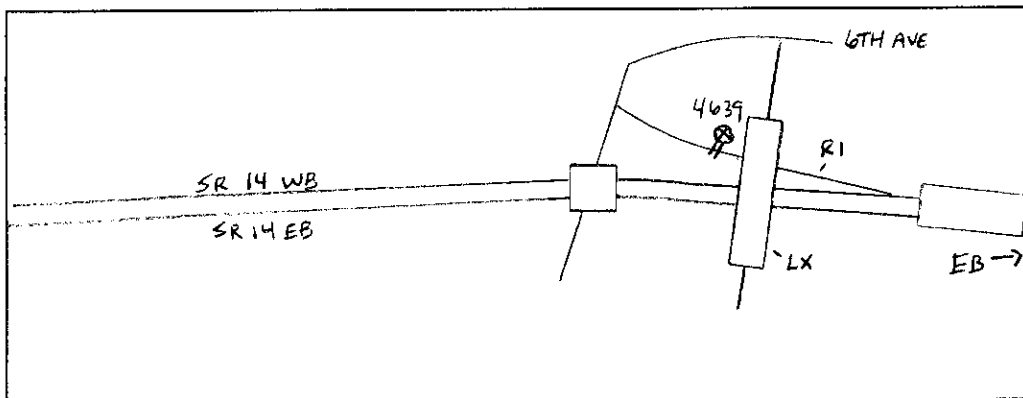
Direction Channel 1 _____
 Direction Channel 2 _____
 Data Hog # _____

Counter No. 034639 Count ID SP# 10-001
 SR 14 RRT/RRQ R1 01249 MP 0.00
 Leg 2 Direction WB OSID _____

Station Description _ ON SR 14 WB OFF RAMP TO NW 6TH AVE

Date	Day	Time	Comments				
1-11-10	2	1237	Manual (1) 1 (2) Counter (1) 1 (2)	Set cntrs	OK	TWB/JM	6.5
1-12-10	3	0858	Manual (1) 1 (2) Counter (1) 1 (2)	Check cntrs SV	OK	TWB/JM	6.4
1-13-10	4	0913	Manual (1) 1 (2) Counter (1) 1 (2)	Check cntrs SV	OK	TWB/JM	6.4
1-14-10	5	1208	Manual (1) 2 (2) Counter (1) 2 (2)	Check cntrs	OK	TWB/JM	6.4
1-15-10	6	0926	Manual (1) 1 (2) Counter (1) 1 (2)	P/U cntrs SV	OK	TWB/JM	6.4

Sketch



TWB/JM
Field Person

SR 014 R101249 MP 000.00 OFF SYSTEM ID. LEG 2 DIRECTION OF TRAFFIC WESTBOUND LANE ALL OF
 COUNT IDENTIFIER 10-001 COUNTER NUMBER 034639 DESCRIPTION: ON SR 14 WB OFF RAMP TO NW 6TH AVE

01-11-10	CARS PICKUPS	BUS SINGLE MED	UNITS HVY	4+	SINGLE UNIT %	DOUBLE UNITS 4-	5	6+	DOUBLE UNIT %	5-	TRAINS 6	7+	TRAIN %	TRUCK %	CLASS UNKNOWN	TOTAL VEHICLES
MONDAY	1															24
AM HOURS	2															20
1 - 1	3															36
2 - 3	4															27
3 - 4	5															25
4 - 5	6															22
5 - 6	7															10
6 - 7	8															16
7 - 8	9															5
8 - 9	10															3
9 - 10	11															
10 - 11	12															
11 - 12																
AM TOTAL	213															217
PM TOTAL																218
DAY TOTAL	213															218

2-AXLE EQUIVALENT

STATE OF WASHINGTON - DEPARTMENT OF TRANSPORTATION
 TRIP SYSTEM
 HOURLY TRAFFIC CLASSIFICATION SUMMARY

SR 014 R101249 MP 000.00 OFF SYSTEM ID. LEG 2 DIRECTION OF TRAFFIC WESTBOUND LANE ALL OF
 COUNT IDENTIFIER 10-001 COUNTER NUMBER 034639 DESCRIPTION: ON SR 14 WB OFF RAMP TO NW 6TH AVE

01-12-10 TUESDAY	CARS PICKUPS	SINGLE MED	UNITS HVY	4+ UNIT %	DOUBLE UNITS 4-5	6+ UNIT %	DOUBLE UNITS 5-6	TRAINS 7+	TRAIN %	TRUCK %	CLASS UNKNOWN	TOTAL VEHICLES
12 - 1	2											2
1 - 2	1											1
2 - 3	1											1
3 - 4	1											1
4 - 5	3											3
5 - 6	14											14
6 - 7	14	2										16
7 - 8	16											16
8 - 9	23	2			1							26
9 - 10	18	1										19
10 - 11	15	3										18
11 - 12	21											21
PM HOURS												
12 - 1	20	2								9.1		22
1 - 2	27	3								10.0		30
2 - 3	23											23
3 - 4	24	2								7.7		26
4 - 5	41	5	1							12.8		47
5 - 6	24											24
6 - 7	21	1								4.5		22
7 - 8	19											19
8 - 9	9	1								10.0		10
9 - 10	9	2								18.2		11
10 - 11	7	1								12.5		8
11 - 12	3											3
AM TOTAL	129	8			1					5.8		138
PM TOTAL	227	17	1							7.3		245
DAY TOTAL	356	25	1		1					6.8		383

										7.0	2-AXLE EQUIVALENT	385

SR 014 R101249 MP 000.00

OFF SYSTEM ID.

LEG 2

DIRECTION OF TRAFFIC WESTBOUND

LANE ALL OF

COUNT IDENTIFIER 10-001

COUNTER NUMBER 034639

DESCRIPTION: ON SR 14 WB OFF RAMP TO NW 6TH AVE

01-13-10 WEDNESDAY AM HOURS	CARS PICKUPS	BUS MED	SINGLE UNITS HVV	4+ SINGLE UNIT %	DOUBLE UNITS 4-5	6+ DOUBLE UNITS 6+	DOUBLE UNITS UNIT %	5- TRAINS 6	7+ TRAINS 7+	TRAIN %	TRUCK %	CLASS UNKNOWN	TOTAL VEHICLES
12 - 1	1												1
1 - 2	1												1
2 - 3	1												1
3 - 4	1												1
4 - 5	1												1
5 - 6	8		2	20.0							20.0		10
6 - 7	11		2	15.4		1	4.8				15.4		13
7 - 8	19		1	4.8							9.5		21
8 - 9	14		2	12.5							12.5		16
9 - 10	22		1	8.3							8.3		24
10 - 11	22		1	11.1	1		11.1				22.2		22
11 - 12	22												22
PM HOURS													
12 - 1	22		1	4.3							4.3		23
1 - 2	16		1	5.9							5.9		17
2 - 3	22												22
3 - 4	22		1	4.3							4.3		23
4 - 5	31		1	3.1							3.1		32
5 - 6	30												30
6 - 7	20		2	9.1							9.1		22
7 - 8	13												13
8 - 9	15				1		6.3				6.3		16
9 - 10	10												10
10 - 11	10		2	25.0							25.0		8
11 - 12	4												4
AM TOTAL	108		8	8.3		1	1.7				10.0		120
PM TOTAL	211		8	3.6		1	.5				4.1		220
DAY TOTAL	319		16	5.3		2	.9				6.2		340
2-AXLE EQUIVALENT													345

STATE OF WASHINGTON - DEPARTMENT OF TRANSPORTATION
 TRIP SYSTEM
 HOURLY TRAFFIC CLASSIFICATION SUMMARY

SR 014 R101249 MP 000.00 OFF SYSTEM ID. LEG 2 DIRECTION OF TRAFFIC WESTBOUND LANE ALL OF
 COUNT IDENTIFIER 10-001 COUNTER NUMBER 034639 DESCRIPTION: ON SR 14 WB OFF RAMP TO NW 6TH AVE

01-14-10 THURSDAY	CARS PICKUPS	BUS	SINGLE MED	UNITS HVV	4+	SINGLE UNIT %	DOUBLE 4-	UNITS 5	DOUBLE UNIT %	6+	TRAINS 6	7+	TRAIN %	TRUCK %	CLASS UNKNOWN	TOTAL VEHICLES
12 - 1	2															2
1 - 2	2															2
2 - 3	2															2
3 - 4	2															2
4 - 5	3															3
5 - 6	9															9
6 - 7	15		1			6.3								6.3		16
7 - 8	13		1			7.1								7.1		14
8 - 9	21		2			9.1								9.7		21
9 - 10	19		2			9.7	1							4.0		22
10 - 11	28		1			4.0								4.8		31
11 - 12	24															25
PM HOURS																
12 - 1	20						1							4.8		21
1 - 2	27													3.8		27
2 - 3	25		1			3.8								2.6		26
3 - 4	25															25
4 - 5	38		1			2.6										39
5 - 6	26															26
6 - 7	18															18
7 - 8	15		3			16.7								16.7		18
8 - 9	14															14
9 - 10	9															9
10 - 11	7															7
11 - 12	2															2
AM TOTAL	140		7		1	5.4								6.0		149
PM TOTAL	226		5			2.2	1							2.6		232
DAY TOTAL	366		12		1	3.4	2							3.9		381

2-AXLE EQUIVALENT																
384																

SR 014 R101249 MP 000.00 OFF SYSTEM ID. LEG 2 DIRECTION OF TRAFFIC WESTBOUND LANE ALL OF
 COUNT IDENTIFIER 10-001 COUNTER NUMBER 034639 DESCRIPTION: ON SR 14 WB OFF RAMP TO NW 6TH AVE

01-15-10	CARS PICKUPS	BUS MED	SINGLE UNITS HVY	4+	SINGLE UNIT %	DOUBLE UNITS 4-	5	6+	DOUBLE UNIT %	5-	6	7+	TRAIN %	TRUCK %	CLASS UNKNOWN	TOTAL VEHICLES
FRIDAY AM HOURS	1	4	3	1	13.3	13.3	15.0	20	14	15	20					20
1 - 1	1	4	3	1	13.3	13.3	15.0	20	14	15	20					20
2 - 2	1	4	3	1	13.3	13.3	15.0	20	14	15	20					20
3 - 3	1	4	3	1	13.3	13.3	15.0	20	14	15	20					20
4 - 4	1	4	3	1	13.3	13.3	15.0	20	14	15	20					20
5 - 5	1	4	3	1	13.3	13.3	15.0	20	14	15	20					20
6 - 6	1	4	3	1	13.3	13.3	15.0	20	14	15	20					20
7 - 7	1	4	3	1	13.3	13.3	15.0	20	14	15	20					20
8 - 8	1	4	3	1	13.3	13.3	15.0	20	14	15	20					20
9 - 9	1	4	3	1	13.3	13.3	15.0	20	14	15	20					20
10 - 10	1	4	3	1	13.3	13.3	15.0	20	14	15	20					20
11 - 11	1	4	3	1	13.3	13.3	15.0	20	14	15	20					20
12 - 12	1	4	3	1	13.3	13.3	15.0	20	14	15	20					20
PM HOURS																
1 - 1																
2 - 2																
3 - 3																
4 - 4																
5 - 5																
6 - 6																
7 - 7																
8 - 8																
9 - 9																
10 - 10																
11 - 11																
12 - 12																
AM TOTAL	72	4	1	1	6.5	6.5										77
PM TOTAL	72	4	1	1	6.5	6.5										77
DAY TOTAL	72	4	1	1	6.5	6.5										77

01-11-10 THRU 01-15-10
 AVERAGE WEEKDAY CLASSIFICATION VOLUMES *****
 CARS PICKUPS | BUS MED HVY | 4+ | SINGLE UNIT % | DOUBLE UNITS 4- | 5 | 6+ | DOUBLE UNIT % | 5- | 6 | 7+ | TRAIN % | TRUCK % | CLASS UNKNOWN | TOTAL VEHICLES
 347 | 18 | 1 | 1 | 5.2 | 2 | .5 | 5.7 | 368
 TOTAL HOURS FOR COUNT 92
 3 DAYS
 AVG WEEKDAY VOL 368 X SEASONAL ADJ. FACTOR 0.9900 = ESTIMATED AVG DAILY TRAFFIC 364
 AWD 2-AXLE EQUIVALENT 371

PEAK HOUR PERCENTAGES: K = 12.77 D = 100.00 T = 12.77
 PEAK HOUR LOCATION : VOLUME = 47 DATE: 01/12/10 TIME: 04:00 PM