



Interval 15 MIN 60 MIN
 Count(volume) Binned(CL/SP)
 Speed Lane No 1 2

Direction CH #1 _____
 Direction CH #2 _____
 Data Hog # 3172

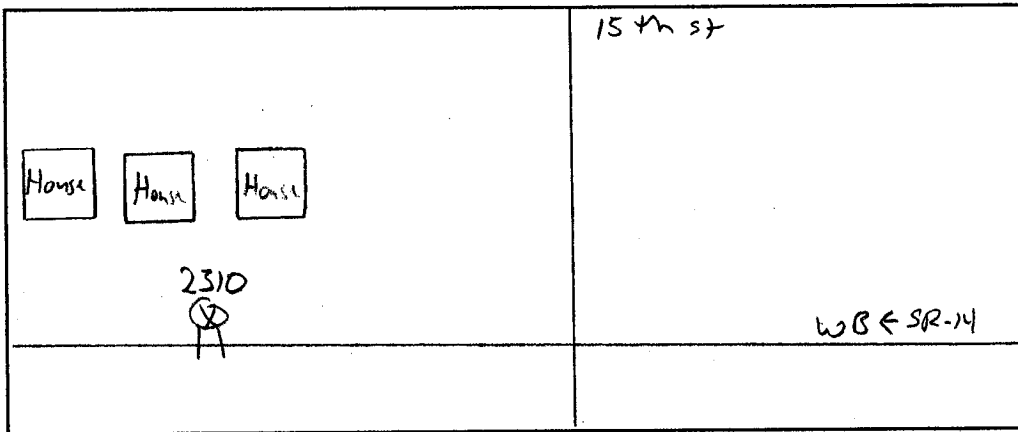
Counter No. 252310 Count ID hpms
 SR 14 RRT/RRQ _____ MP 16.08
~~16.10~~
 Leg 1 Direction WB OSID _____

Station Description _ ON SR-14 W/O 15th st WYE CONN

DEL BW FROM CLASS CNT 6/20/07 12 PM - 6/21/07 11 AM - RW

Date	Day	Time	Comments
6/18/07	2	11:46	Manual (1) <u>3</u> (2) _____ Set up ok JDM 6.5v Counter (1) <u>3</u> (2) _____
6/19/07	3	9:27	Manual (1) <u>45</u> (2) _____ Check ok JDM 7.2V Counter (1) <u>45</u> (2) _____
6/20/07	4	8:47	Manual (1) <u>50</u> (2) _____ Check ok JDM 6.8V Counter (1) <u>50</u> (2) _____
6/21/07	5	08:32	Manual (1) <u>50</u> (2) _____ Check ok JDM 7.2 Counter (1) <u>50</u> (2) _____ Tubc up fixed at 08:32
6/22/07	6	07:09	Manual (1) <u>3</u> (2) _____ P/U ok 6.5v JDM Counter (1) <u>3</u> (2) _____

Sketch



JDM

Field Person



Interval 15 MIN 60 MIN
 Count(volume) Binned(CL/SP)
 Speed Lane No 1 2

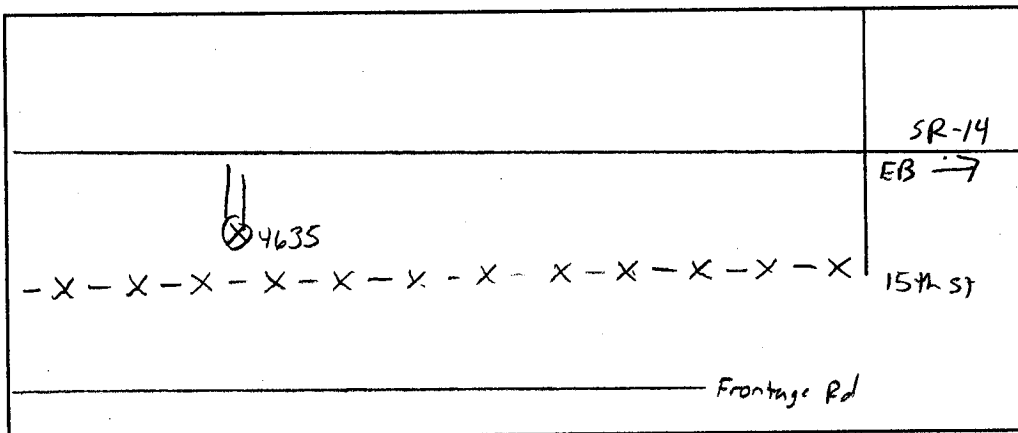
Direction CH #1 _____
 Direction CH #2 _____
 Data Hog # 3172

Counter No. 254635 Count ID hpms
 SR 14 RRT/RRQ _____ MP 16.08
 Leg 1 Direction EB OSID _____

Station Description _ ON SR-14 W/O 15th st WYE CONN

Date	Day	Time	Comments
6/18/07	2	11:44	Manual (1) <u>5</u> (2) _____ Set up ok JDM 6.5v Counter (1) <u>5</u> (2) _____
6/19/07	3	9:21	Manual (1) <u>28</u> (2) _____ Check ok JDM 6.8V Counter (1) <u>28</u> (2) _____
6/20/07	4	8:41	Manual (1) <u>50</u> (2) _____ Check ok JDM 6.8V Counter (1) <u>50</u> (2) _____
6/21/07	5	<u>8:27</u>	Manual (1) <u>27</u> (2) _____ Check ok JDM 6.8v Counter (1) <u>27</u> (2) _____
6/22/07	6	07:08	Manual (1) <u>4</u> (2) _____ P/U ok <u>6.5v</u> JDM Counter (1) <u>4</u> (2) _____

Sketch



JDM
Field Person

SR 014 MP 016.08 OFF SYSTEM ID. LEG 1 DIRECTION OF TRAFFIC WESTBOUND LANE ALL OF

COUNT IDENTIFIER HPMS COUNTER NUMBER 252310 DESCRIPTION: ON SR 14 W/O 15TH ST WYE CONN

DAY	CARS PICKUPS	BUS	SINGLE MED	HVY	4+	SINGLE UNIT	DOUBLE 4-	DOUBLE 5	DOUBLE 6+	DOUBLE UNIT %	5-	TRAINS 6	TRAINS 7+	TRAIN %	TRUCK	CLASS UNKNOWN	TOTAL VEHICLES
06-19-07	80		2	1		1.2			2	2.4			1	2.4	3.6		83
TUESDAY	35					4.8		4	1	9.5			1	2.1	16.7		42
AM HOURS	44					5.4		1	1	4.3			1	2.1	6.4		47
12 - 1	44					7.1		6	1	12.5			1	3.6	21.4		56
1 - 2	155					7.8		5	2	3.8			6	3.8	14.8		183
2 - 3	510					5.8		12	5	2.8			7	1.2	7.1		580
3 - 4	902					6.0		2	5	1.1			9	1.1	8.4		977
4 - 5	927					8.0		11	3	1.6			8	0.9	11.6		1019
5 - 6	695					8.1		15	5	2.5			5	1.1	11.6		790
6 - 7	621					8.6		4	10	3.6			8	1.0	12.7		718
7 - 8	536					9.1		4	6	4.3			5	1.7	14.6		629
8 - 9	588							5	3	3.5			7	1.0	13.6		684
9 - 10								17	6	4.2			3	0.7	12.2		687
10 - 11								8	7	3.6			7	1.3	14.9		616
11 - 12								21	8	4.5			7	1.0	13.0		714
PM HOURS								9	9	3.4			6	0.8	9.9		835
12 - 1	600					7.3		1	7	1.3			4	0.6	7.8		871
1 - 2	522					10.1		7	8	4.2			7	0.7	12.2		794
2 - 3	620					7.6		3	8	3.6			7	1.0	14.9		835
3 - 4	750					5.7		21	9	4.5			6	0.8	9.9		794
4 - 5	800					6.0		9	7	3.4			4	0.6	7.8		794
5 - 6	730					4.2		1	7	1.3			2	0.5	7.3		507
6 - 7	471					4.3		10	6	2.6			2	0.4	6.9		486
7 - 8	452					4.3		6	7	2.2			1	0.4	6.6		375
8 - 9	343					4.8		7	1	2.1			2	0.2	6.6		306
9 - 10	297					1.3		3	3	2.9			1	0.8	8.5		195
10 - 11	191					6.1		2	1	1.5			1	0.2	2.6		98
11 - 12	89							2	1	2.0			1	1.0	9.2		98
AM TOTAL	5137					7.2		103	40	2.8			54	1.1	11.1		5808
PM TOTAL	5865					5.7		89	54	2.8			34	0.7	9.2		6484
DAY TOTAL	11002					6.4		192	94	2.8			88	0.9	10.1		12292

2-AXLE EQUIVALENT 49 13728

DOT-RNBS05A-B

STATE OF WASHINGTON - DEPARTMENT OF TRANSPORTATION
TRIP SYSTEM
HOURLY TRAFFIC CLASSIFICATION SUMMARY

DATE 09/11/07
TIME 15:13:27
PAGE 3

SR 014 MP 016.08

OFF SYSTEM ID.

LEG 1

DIRECTION OF TRAFFIC WESTBOUND

LANE ALL OF

COUNT IDENTIFIER HPMS

COUNTER NUMBER 252310

DESCRIPTION: ON SR 14 W/O 15TH ST WYE CONN

06-20-07 WEDNESDAY AM HOURS	CARS PICKUPS	BUS	SINGLE MED	UNITS HVV	4+	SINGLE UNIT %	DOUBLE 4-	UNITS 5	6+	DOUBLE UNIT %	5-	TRAINS 6	7+	TRAIN %	TRUCK %	CLASS UNKNOWN	TOTAL VEHICLES
12 - 1	99		1			1.0		1	1	2.0			2	4.2	2.9	1	102
11 - 2	39		3			6.3		3	1	8.3		1	2	5.1	18.8	165	751
10 - 3	31					2.6		3	1	12.8		1	1	4.2	20.5	549	652
9 - 4	50					12.9		2	2	3.2		1	1	3.2	19.4	619	550
8 - 5	147		8			9.6		5	4	5.1		1	4	3.2	17.4	664	665
7 - 6	527		16			6.7	1	8	3	2.1		1	6	1.0	9.7	603	603
6 - 7	894		37			5.8	2	17	2	1.3		1	7	.9	8.1	453	453
5 - 8	914	1	45			5.2	1	13	4	2.2		1	4	.4	7.8	374	374
4 - 9	719	1	55			7.1		16	1	3.0		2	7	1.2	11.3	300	300
3 - 10	631	1	32			5.7		9	5	3.5		1	7	1.1	10.4	258	258
2 - 11	581	2	37			6.8	4	16	8	2.9		1	4	.8	10.5	178	178
1 - 12	600	3	66			9.7	2	18	6	3.7		2	8	1.4	14.8	110	110
PM HOURS																	
12 - 1	665	3	49			7.3	4	11	3	2.4		2	3	1.6	11.3	1	751
11 - 2	431	1	39			6.4	1	9	1	1.7		1	1	.5	8.6	165	652
10 - 3	1															549	550
9 - 4																619	619
8 - 5																664	665
7 - 6																603	603
6 - 7																453	453
5 - 8																374	374
4 - 9																300	300
3 - 10																258	258
2 - 11																178	178
1 - 12																110	110
AM TOTAL	5232	7	354	26	2	6.6	14	103	46	2.8	8	4	51	1.1	10.5	16	5863
PM TOTAL	1098	4	88	4	1	1.8	5	20	4	.5	3	4	8	.3	2.6	4274	5513
DAY TOTAL	6330	11	442	30	3	4.3	19	123	50	1.7	11	8	59	.7	6.6	4290	11376
																2-AXLE EQUIVALENT	11878

TUBE
UP

SR 014 MP 016.08 OFF SYSTEM ID. LEG 1 DIRECTION OF TRAFFIC WESTBOUND LANE ALL OF
 COUNT IDENTIFIER HPMS COUNTER NUMBER 252310 DESCRIPTION: ON SR 14 W/O 15TH ST WYE CORN

06-21-07 THURSDAY AM HOURS	CARS PICKUPS	BUS	SINGLE MED	UNITS HVV	4+	SINGLE UNIT %	DOUBLE 4-	DOUBLE 5	DOUBLE 6+	DOUBLE UNIT %	5-	TRAINS 6	TRAINS 7+	TRAIN %	TRUCK %	CLASS UNKNOWN	TOTAL VEHICLES
12 - 1	333		20	7		3.0	3	8	3	1.7		1	5	.9	5.6	295	661
1 - 2	645		47	6		7.4	1	20	5	3.8			4	.9	11.7	3	734
2 - 3	603		41	7		7.3	1	11	5	2.5			10	1.9	11.7	2	685
3 - 4	596		39	7		6.9	5	13	7	3.7		2	7	1.6	12.2	1	680
4 - 5																	
5 - 6																	
6 - 7																	
7 - 8																	
8 - 9	333		20	7		3.0	3	8	3	1.7		1	5	.9	5.6	295	661
9 - 10	645		47	6		7.4	1	20	5	3.8			4	.9	11.7	3	734
10 - 11	603		41	7		7.3	1	11	5	2.5			10	1.9	11.7	2	685
11 - 12	596		39	7		6.9	5	13	7	3.7		2	7	1.6	12.2	1	680
PM HOURS																	
12 - 1	562		52	5		8.8	7	19	8	5.1		2	4	.9	14.8	1	661
1 - 2	578		37	3		6.3	5	16	4	3.8		1	4	.9	11.0	3	653
2 - 3	610		55	8		9.1	5	15	5	3.5		4	3	1.0	13.6	1	707
3 - 4	683		42	12	1	7.3	8	8	3	2.5			8	1.0	10.8	5	771
4 - 5	762		38	2		4.9	7	9	6	2.6		1	5	.8	8.4	4	836
5 - 6	744		26	2		4.6	5	8	1	1.7		1	2	.4	6.7	4	802
6 - 7	518		11	1		5.2	1	3	4	1.4			2	.8	6.7	5	555
7 - 8	367		11	1		3.1	1	3	1	1.3		1	2	.8	5.2	3	387
8 - 9	345		17	1		4.6	1	4	2	1.9			2	.8	6.3	1	369
9 - 10	337		15	1		4.4	1	2	2	1.4			3	.8	6.6	1	362
10 - 11	213		6		1	3.1	1	2	1	1.3			2	.9	5.3	3	228
11 - 12	114		5			4.1		3	1	2.5			2	.9	6.6	3	122
AM TOTAL	2177		147	20		3.4	9	52	20	1.6		5	26	.7	5.7	2594	5057
PM TOTAL	5833		340	34	2	5.9	41	92	37	2.6		9	33	.7	9.3	22	6453
DAY TOTAL	8010		487	54	2	4.8	50	144	57	2.2		14	59	.7	7.7	2616	11510

2-AXLE EQUIVALENT

TUBE UP

SR 014 MP 016.08 OFF SYSTEM ID. LEG 1 DIRECTION OF TRAFFIC WESTBOUND LANE ALL OF
 COUNT IDENTIFIER HPMS COUNTER NUMBER 252310 DESCRIPTION: ON SR 14 W/O 15TH ST WYE CONN

06-22-07 FRIDAY AM HOURS	CARS PICKUPS	BUS	SINGLE MED	HVY	4+	SINGLE UNIT %	DOUBLE UNITS	5-	TRAINS 6	7+	TRAIN %	TRUCK %	CLASS UNKNOWN	TOTAL VEHICLES
12 - 1	71		2			2.6	5			2	2.6	9.0		78
1 - 2	46		1			2.0	2			2	3.9	10.9		51
2 - 3	41						1		1	1	4.3	17.3		46
3 - 4	43		4			7.7	3			2	5.8	11.2		52
4 - 5	158		8			6.1	5			3	3.4	11.7		179
5 - 6	495		44			7.9	9		1	7	3.2	12.5		567
6 - 7	818	1	50			5.9	3			2	1.7	8.1		891
7 - 8							10			4	.4			
8 - 9														
9 - 10														
10 - 11														
11 - 12														
PM HOURS														
12 - 1														
1 - 2														
2 - 3														
3 - 4														
4 - 5														
5 - 6														
6 - 7														
7 - 8														
8 - 9														
9 - 10														
10 - 11														
11 - 12														
AM TOTAL	1672	1	109	6	32	6.2	12		1	21	1.2	10.1		1864
PM TOTAL	1672	1	109	6	32	6.2	12		1	21	1.2	10.1		1864
DAY TOTAL	1672	1	109	6	32	6.2	12		1	21	1.2	10.1		1864

06-18-07 THRU 06-22-07

AVERAGE WEEKDAY CLASSIFICATION VOLUMES *****

AVERAGE WEEKDAY VOLUME	CARS PICKUPS	BUS	SINGLE MED	HVY	4+	SINGLE UNIT %	DOUBLE UNITS	5-	TRAINS	7+	TRAIN %	TRUCK %	CLASS UNKNOWN	TOTAL VEHICLES	
8447	11	537	59	3	5.2	43	153	67	2.2	11	8	69	0.87	10.0	2318
11034	13	688	77	4	6.36	58	194	89	2.77	13	8	86	0.8	8.2	11726
TOTAL HOURS FOR COUNT	91	688	77	4	6.36	58	194	89	2.77	13	8	86	0.8	8.2	12370
28 DAYS															
AVG WEEKDAY VOL	11726	X	SEASONAL ADJ.	FACTOR	0.8900	=	ESTIMATED	AVG	DAILY	TRAFFIC	10436				

12304

10951

12304
13129

DOT-RNB505A-B

STATE OF WASHINGTON - DEPARTMENT OF TRANSPORTATION
TRIP SYSTEM
HOURLY TRAFFIC CLASSIFICATION SUMMARY

DATE 09/11/07
TIME 15:13:27
PAGE 6

SR 014	MP 016.08	OFF SYSTEM ID.	LEG 1	DIRECTION OF TRAFFIC	EASTBOUND	LANE ALL OF										
COUNT IDENTIFIER	HPMS	COUNTER NUMBER	254635	DESCRIPTION: ON SR 14 W/O 15TH ST WYE CONN												
06-18-07																
MONDAY																
AM HOURS	CARS PICKUPS	BUS	SINGLE MED HVY	4+	SINGLE UNIT %	DOUBLE 4-5 6+	DOUBLE UNIT %	5-6	TRAINS 7+	TRAIN %	TRUCK %	CLASS UNKNOWN	TOTAL VEHICLES			
12 - 1	542	1	35	3	6.5	9	18	6	5.2	1	1	10	1.9	13.7	1	629
1 - 2	549	5	35	3	6.8	6	16	8	4.7	3	1	9	2.0	13.5	1	635
2 - 3	635	4	47	3	6.6	3	16	3	3.1	1	1	10	1.5	11.2	1	716
3 - 4	759	2	47	4	6.6	10	10	4	1.7			7	1.0	9.2	2	838
4 - 5	834	1	55	1	6.2	1	10	3	1.5	1	1	13	1.4	9.1	8	926
5 - 6	971		45	1	4.4	3	9	1	1.3			3	.4	6.1	1	1035
6 - 7	774		40	1	5.0	1	3	2	.7			5	.6	6.3		826
7 - 8	462		24	1	5.2	3	7	3	2.6			3	.6	7.8	2	501
8 - 9	462		15	1	3.1	1	2	1	.8					4.5		486
9 - 10	407		15	1	3.7	2	3	1	1.4					5.1	1	430
10 - 11	252		11		4.1	3	3	3	1.5					5.6		267
11 - 12	165		5		2.9	1	3	1	.6	1		1	1.2	4.6		173
AM TOTAL	6812	13	366	18	5.4	28	97	35	2.1	7	3	61	1.0	8.5	16	7462
PM TOTAL	6812	13	366	18	5.4	28	97	35	2.1	7	3	61	1.0	8.5	16	7462
DAY TOTAL	6812	13	366	18	5.4	28	97	35	2.1	7	3	61	1.0	8.5	16	7462
														2-AXLE EQUIVALENT		7890

SR 014 MP 016.08 OFF SYSTEM ID. LEG 1 DIRECTION OF TRAFFIC EASTBOUND LANE ALL OF
 COUNT IDENTIFIER HPMS COUNTER NUMBER 254635 DESCRIPTION: ON SR 14 W/O 15TH ST WYE CONN

06-19-07 TUESDAY AM HOURS	CARS PICKUPS	BUS MED	SINGLE UNITS Hvy	4+ UNIT %	DOUBLE UNITS 4-5	6+ UNIT %	DOUBLE UNITS 5-6	7+ UNIT %	TRUCK % 2-AXLE EQUIVALENT	CLASS UNKNOWN	TOTAL VEHICLES
12 - 1	92	4	1	5.1	2	2.9	1	1.7	5.1	1	98
1 - 2	65	1	1	1.5	2	8.0	2	2.0	4.4	1	68
2 - 3	44	2	4	4.0	2	3.9	1	1.9	12.0	2	50
3 - 4	49	3	1	15.5	3	6.5	1	2.0	15.5	2	58
4 - 5	112	9	3	7.8	2	4.1	1	1.9	11.6	2	129
5 - 6	144	15	2	10.5	2	5.1	1	1.9	13.7	1	172
6 - 7	346	16	2	5.2	5	6.1	1	1.5	16.3	1	401
7 - 8	459	32	2	7.1	8	3.5	1	1.5	14.0	1	534
8 - 9	449	39	14	11.2	11	6.1	1	2.7	16.2	1	537
9 - 10	361	35	5	9.7	14	4.5	1	1.8	18.5	3	443
10 - 11	406	48	13	13.0	13	5.1	1	1.8	19.3	3	507
11 - 12	472	46	8	10.4	15	5.1	1	1.2	16.7	1	568
PM HOURS											
12 - 1	546	40	8	7.8	17	4.0	2	1.4	13.2	1	630
1 - 2	577	49	5	8.8	16	4.2	1	1.2	14.1	1	673
2 - 3	644	39	5	6.7	18	3.9	1	1.6	12.2	2	736
3 - 4	768	44	6	6.2	10	3.1	1	1.6	10.2	5	861
4 - 5	882	40	3	4.6	5	2.3	2	0.9	7.8	3	960
5 - 6	910	43	1	4.5	11	1.8	1	0.6	6.5	1	974
6 - 7	836	50	1	5.7	9	2.0	1	0.3	5.9	4	911
7 - 8	519	19	1	3.6	5	1.8	1	0.4	4.4	2	556
8 - 9	471	21	2	4.7	4	1.4	1	1.4	6.5	2	506
9 - 10	409	13	1	3.0	4	1.4	1	1.4	4.4	1	429
10 - 11	276	7	1	2.4	3	1.0	1	1.0	3.8	1	287
11 - 12	186	7	1	3.6	1	1.0	1	0.5	5.1	1	197
AM TOTAL	2999	10	53	9.3	31	4.7	3	1.6	15.7	8	3565
PM TOTAL	7024	10	31	5.5	42	2.5	3	0.8	8.7	25	7720
DAY TOTAL	10023	20	84	6.7	73	3.2	6	1.0	10.9	33	11285

11285
 12185

STATE OF WASHINGTON - DEPARTMENT OF TRANSPORTATION
TRIP SYSTEM
HOURLY TRAFFIC CLASSIFICATION SUMMARY

SR 014 MP 016.08 OFF SYSTEM ID. LEG 1 DIRECTION OF TRAFFIC EASTBOUND LANE ALL OF
COUNT IDENTIFIER HPMS COUNTER NUMBER 254635 DESCRIPTION: ON SR 14 W/O 15TH ST WYE CONN

DATE	TIME	CARS PICKUPS	BUS	SINGLE MED	SINGLE HVY	4+	SINGLE UNIT %	DOUBLE 4-	DOUBLE 5	DOUBLE 6+	DOUBLE UNIT %	5-	TRAINS 6	TRAINS 7+	TRAIN %	TRUCK %	CLASS UNKNOWN	TOTAL VEHICLES
06-20-07	WEDNESDAY																	
12	AM HOURS	94		2			2.0				1.0			1	1.0	4.0	2	100
1	-	64		1			1.5				1.5			1	1.5	3.0		66
2	-	51		1			5.1				6.8			1	6.8	13.6		59
3	-	42		4			13.2				3.8			2	3.8	20.8		53
4	-	89		10			11.5				2.9			2	2.9	14.4		104
5	-	153		18			7.3				5.6			2	5.6	15.2		178
6	-	341		29			6.5				4.3			2	4.3	14.0		402
7	-	450		41			10.4				5.9			4	5.9	17.1		510
8	-	430		48			10.5				5.3			5	5.3	18.4		519
9	-	426		42			8.9				4.5			8	4.5	16.2		523
10	-	471		50			9.5							14		17.2		562
11	-	497																600
12	PM HOURS																	
1	-	521		4			9.4				4.8			2	4.8	15.3	3	619
2	-	379		1			5.2				2.9			2	2.9	9.4		679
3	-			44										5				721
4	-			31										6				721
5	-																	902
6	-																	857
7	-	2																855
8	-																	910
9	-																	910
10	-																	847
11	-																	847
12	-																	588
1	-																	517
2	-																	517
3	-																	441
4	-																	441
5	-																	320
6	-																	320
7	-																	194
8	-																	194
9	-																	194
10	-																	194
11	-																	194
12	-																	194
AM TOTAL		3108	12	259	40	2	8.5	30	100	58	5.1	7	8	49	1.7	15.4	3	3676
PM TOTAL		902	5	75	13		1.2	7	29	14	.7	1	4	11	.2	2.1		7595
DAY TOTAL		4010	17	334	53	2	3.6	37	129	72	2.1	8	12	60	.7	6.4	6537	11271

2-AXLE EQUIVALENT																		
11860																		

TUBE
UP

SR 014 MP 016.08 OFF SYSTEM ID. LEG 1 DIRECTION OF TRAFFIC EASTBOUND LANE ALL OF
 COUNT IDENTIFIER HPMS COUNTER NUMBER 254635 DESCRIPTION: ON SR 14 W/O 15TH ST WYE CONN

DAY	THURSDAY	CARS PICKUPS	BUS	SINGLE MED	HVY	4+	SINGLE UNIT %	DOUBLE 4-	DOUBLE 5	DOUBLE 6+	DOUBLE UNIT %	5-	TRAINS 6	TRAINS 7+	TRAIN %	TRUCK %	CLASS UNKNOWN	TOTAL VEHICLES	
06-21-07	1	203	1	17	7	1	5.3	2	8	5	3.3	2	1	2	.7	9.3	207	452	
AM HOURS	2	387	2	39	7	1	10.3	2	14	6	4.7	2	1	7	2.1	17.1	1	468	
PM HOURS	3	398		26	6		7.3	8	28	8	8.5	1		8	1.7	17.4		482	
TOTAL	12	474		35	3	2	7.3	17	17	6	5.6	1		4	.9	13.8		550	
1	1	498		40	2	1	7.4	5	16	8	5.0	1		5	.9	13.3	3	578	
2	2	530	1	46	6	1	8.7	7	14	7	4.5	1		4	.8	14.0	4	621	
3	3	699	1	44	7	3	6.9	6	16	5	3.4	3	2	6	.9	11.2	4	792	
4	4	773	1	50	3	3	6.6	7	15	7	3.3	3	2	3	.9	10.8	3	870	
5	5	869	1	44	3	3	5.1	4	10	5	2.0	1	1	4	.5	7.7	1	943	
6	6	893		40	2	1	4.5	4	7	1	1.3	1	1	3	.5	6.3	1	954	
7	7	829		36	1		4.1	2	10	6	2.0		2	6	.9	7.0	2	897	
8	8	576		31	1		5.0	3	4	4	1.8		1	1	.2	6.9	1	621	
9	9	450		27	1		5.8	3	3	3	.6	1	1	1	.6	6.4		482	
10	10	478		21	1		4.1	6	6	2	1.2	1	1	1	.6	5.9		508	
11	11	315		9	1		3.0	2	2	1	.9		1	2	.6	4.5		350	
12	12	202		6	1		3.3	1	1	2	1.9		1	1	.9	6.0		215	
AM TOTAL	1462	3	117	23	4		4.4	17	67	25	3.2	3	2	21	.8	8.4	1633	3377	
PM TOTAL	7112	4	394	27	9		5.6	39	104	46	2.4	8	8	36	.7	8.6	24	7811	
DAY TOTAL	8574	7	511	50	13		5.2	56	171	71	2.7	11	10	57	.7	8.6	1657	11188	
																		2-AXLE EQUIVALENT	11860

UP

SR 014 MP 016.08 OFF SYSTEM ID. LEG 1 DIRECTION OF TRAFFIC EASTBOUND LANE ALL OF
 COUNT IDENTIFIER HPMS COUNTER NUMBER 254635 DESCRIPTION: ON SR 14 W/O 15TH ST WYE CONN

06-22-07	CARS PICKUPS	BUS	SINGLE MED	HVY	4+	SINGLE UNIT %	DOUBLE UNITS	DOUBLE UNIT %	5-	6	7+	TRAIN %	TRUCK %	CLASS UNKNOWN	TOTAL VEHICLES
FRIDAY	118		1			.8	5	.8	1			1.9	1.7		120
AM HOURS	76						2					2.6	2.6		78
1 - 1	50						1					1.9	3.8		52
2 - 3	47		2			8.9	1	7.1			1	16.1	3.8		56
3 - 4	104		7			8.5	1	3.4				11.9	9.9		118
4 - 5	136		10			6.6	2	3.3				9.9	15.5		151
5 - 6	317	2	29			9.3	1	4.3	1	1	5	1.9			375
6 - 7															
7 - 8															
8 - 9															
9 - 10															
10 - 11															
11 - 12															
PM HOURS															
1 - 1															
2 - 2															
3 - 3															
4 - 4															
5 - 5															
6 - 6															
7 - 7															
8 - 8															
9 - 9															
10 - 10															
11 - 11															
12 - 12															
AM TOTAL	848	2	49	10		6.4	3	3.5	1	1	6	.8	10.7		950
PM TOTAL															
DAY TOTAL	848	2	49	10		6.4	3	3.5	1	1	6	.8	10.7		950

06-18-07 THRU 06-22-07
 AVERAGE WEEKDAY CLASSIFICATION VOLUMES *****
 CARS PICKUPS | BUS MED HVY | SINGLE UNIT % | DOUBLE UNITS | DOUBLE UNIT % | 5- TRAINS | TRAIN % | TRUCK % | CLASS UNKNOWN | TOTAL VEHICLES

AVG WEEKDAY 7536 | 15 490 62 13 | 5.2 | 55 161 82 | 2.6 | 8 11 72 | 1.03 | 10.87 | 30 | 11248
 VOLUME 10122 | 18 639 76 18 | 6.60 | 71 194 104 | 3.24 | 11 14 92 | 1.03 | 10.87 | 30 | 11966
 TOTAL HOURS FOR COUNT 27 DAYS
 AVG WEEKDAY VOL 11248 X SEASONAL ADJ. FACTOR 0.8900 = ESTIMATED AVG DAILY TRAFFIC 10011

11386

11384

11382

12296

SR 014	MP 016.08	OFF SYSTEM ID.	COUNTER NUMBER 254635	LEG 1	DESCRIPTION: ON SR 14 W/O 15TH ST WYE CONN	DIRECTION OF TRAFFIC BOTH WAYS	LANE ALL OF	TOTAL VEHICLES					
06-18-07	CARS PICKUPS	BUS	SINGLE MED HVY	4+	SINGLE UNIT %	DOUBLE UNITS 4- 5 6+	DOUBLE UNIT %	5- 6 7+	TRAIN %	TRUCK %	CLASS UNKNOWN	TOTAL VEHICLES	
MONDAY													
AM HOURS													
12 - 1	1129	2	79	12	7.3	16	31	8	4.2	3	1	15	1301
1 - 2	1097	7	79	5	7.2	15	29	19	4.9	3	2	17	1278
2 - 3	1212	4	81	2	7.0	11	27	11	3.6	1	1	13	1373
3 - 4	1463	2	79	7	5.5	3	20	11	2.1	1	8	11	1628
4 - 5	1602	1	94	8	5.8	5	18	9	1.8	1	15	15	1767
5 - 6	1629		77	3	4.6	7	11	1	1.1		5	5	1736
6 - 7	1287	1	76	3	5.8	4	5	3	.9		7	7	1386
7 - 8	826		37	2	4.5	5	8	3	1.8		1	1	885
8 - 9	753		28	1	3.5	2	8	1	1.3		7	7	800
9 - 10	694		24	1	3.4	2	3	6	1.5		4	4	731
10 - 11	409		14		3.4	1	7	4	2.5		3	3	437
11 - 12	267		11		3.8	1	3	3	2.4		1	1	287
AM-TOTAL	12368	17	679	51	5.5	70	170	79	2.3	10	12	93	13609
PM-TOTAL	12368	17	679	51	5.5	70	170	79	2.3	10	12	93	13609
DAY TOTAL	12368	17	679	51	5.5	70	170	79	2.3	10	12	93	14397

2-AXLE EQUIVALENT

SR 014 MP 016.08 OFF SYSTEM ID. LEG 1 DIRECTION OF TRAFFIC BOTH WAYS LANE ALL OF
 COUNT IDENTIFIER HPMS COUNTER NUMBER 254635 DESCRIPTION: ON SR 14 W/O 15TH ST WYE CONN

06-19-07 TUESDAY AM HOURS	CARS PICKUPS	BUS	SINGLE UNITS			DOUBLE UNITS			TRAINS			TRAIN %	TRUCK %	CLASS UNKNOWN	TOTAL VEHICLES	
			MED	HVY	4+	4-	5	6+	5-	6	7+					
12 - 1	172		4	2											1	181
1 - 2	100		3			6		2				1.1	4.4		1	110
2 - 3	88		2			3		3				1.0	9.3		1	97
3 - 4	93		2		4	6		1		1		1.8	18.4		1	114
4 - 5	267		19			8		2				2.2	13.5		3	312
5 - 6	654	1	56			14		6				1.3	12.8		2	752
6 - 7	1248	2	70		1	13		20		2		2.7	10.4		6	1378
7 - 8	1386	3	84		2	19		17		1		1.2	10.4		6	1553
8 - 9	1144	6	91		10	26		10		1		1.3	13.5		4	1327
9 - 10	982	1	80		22	11		16		1		1.6	14.9		6	1161
10 - 11	942	1	93		22	8		30		2		1.4	16.7		4	1136
11 - 12	1060	3	96		19	31		12		1		1.1	15.0		4	1252
PM HOURS																
12 - 1	1146	1	82		15	34		10		2		4.1	12.7		4	1317
1 - 2	1099	2	96		19	24		15		2		1.2	14.5		3	1289
2 - 3	1264	4	81		15	39		12		1		3.9	12.6		3	1450
3 - 4	1518	4	92		6	20		22		4		3.2	10.1		7	1696
4 - 5	1682	5	89		5	12		13		3		1.8	7.8		6	1851
5 - 6	1640	2	75		1	14		14		1		1.9	6.8		7	1768
6 - 7	1307	1	70		2	15		5		1		1.9	7.5		5	1418
7 - 8	971	8	38		2	12		7		1		2.0	6.2		6	1042
8 - 9	814	9	38		2	7		6		1		2.3	7.4		2	881
9 - 10	706		17			7		7				1.4	3.7		2	735
10 - 11	467		8			5		2				1.5	3.1		1	482
11 - 12	275		13			3		1				1.4	6.4		1	295
AM TOTAL	8136	17	606		111	182		99		8		3.5	12.8		36	9373
PM TOTAL	12889	15	699		67	194		99		6		2.6	8.9		46	14204
DAY TOTAL	21025	32	1305		178	376		198		14		3.0	10.5		82	23577
												.9	2-AXLE EQUIVALENT		25313	

SR 014 MP 016.08 OFF SYSTEM ID. LEG 1 DIRECTION OF TRAFFIC BOTH WAYS LANE ALL OF
 COUNT IDENTIFIER HPMS COUNTER NUMBER 254635 DESCRIPTION: ON SR 14 W/O 15TH ST WYE CONN

DAY	TOTAL	CARS PICKUPS	BUS	SINGLE MED	SINGLE HVY	4+	SINGLE UNIT %	DOUBLE UNITS			DOUBLE UNIT %	TRAINS			TRAIN %	TRUCK %		CLASS UNKNOWN	TOTAL VEHICLES	
								4-	5	6+		5-	6	7+		%	%			
06-20-07																				
WEDNESDAY																				
AM HOURS																				
12 - 1		193		3	4		1.5				1.5									202
1 - 2		103		4			3.5				4.4									114
2 - 3		82					4.1				9.2									98
3 - 4		92					13.0				3.5		1							115
4 - 5		236					10.3				4.3									282
5 - 6		680					6.8	1			2.9									763
6 - 7		1235		4			6.0	3			3.0		2							1378
7 - 8		1364					5.6	5			2.9		1							1506
8 - 9		1149					8.4	5			2.9		2							1332
9 - 10		1057					7.7	5			4.0		2							1228
10 - 11		1052					7.8	12			4.6		2							1212
11 - 12		1097					9.6	8			4.0		3							1309
PM HOURS																				
12 - 1		1186		7			8.2	7			3.5		2							1370
1 - 2		810					5.8	5			2.3		2							1331
2 - 3		1																		401
3 - 4																				1270
4 - 5																				1521
5 - 6		3																		1521
6 - 7																				1519
7 - 8																				1513
8 - 9																				1300
9 - 10																				962
10 - 11																				817
11 - 12																				699
AM TOTAL	8340		19	613	66	4	7.4	44	203	104	3.7	15	12	100	1.3	12.4	10827	9539	22647	
PM TOTAL	2000		9	163	17	1	1.4	12	49	18	.6	4	8	19	.2	2.3	10808	13108	23738	
DAY TOTAL	10340		28	776	83	5	3.9	56	252	122	1.9	19	20	119	.7	6.5	10827	9539	22647	

2-AXLE EQUIVALENT

TUBE
 UP
 BUN

SR 014	MP 016.08	OFF SYSTEM ID.	LEG 1	DESCRIPTION: ON SR 14 W/O 15TH ST WYE CONN	DIRECTION OF TRAFFIC BOTH WAYS	LANE ALL OF									
COUNT IDENTIFIER	HPMS	COUNTER NUMBER	254635												
06-21-07															
THURSDAY															
AM HOURS	CARS PICKUPS	BUS	SINGLE MED	HVY	4+	SINGLE UNIT %	DOUBLE 4-5	DOUBLE 6+	DOUBLE UNIT %	5-6	TRAINS 7+	TRAIN %	TRUCK %	CLASS UNKNOWN	TOTAL VEHICLES
12 - 1															
1 - 2															
2 - 3															
3 - 4															
4 - 5															
5 - 6															
6 - 7															
7 - 8															
8 - 9	536	1	37	7	1	3.9	2	16	2.3	2	2	7	7.1		
9 - 10	1032	5	86	14	1	8.5	5	34	4.2	3	1	11	13.8		
10 - 11	1001	1	67	12	1	7.3	6	39	5.0	2	1	18	14.1		
11 - 12	1070	1	74	10	2	7.1	13	30	4.6	3	2	11	12.9		
PM HOURS															
12 - 1	1060	1	92	7	1	8.2	12	35	5.1	2	9	9	14.1		
1 - 2	1108	2	83	9	1	7.5	12	30	4.2	2	8	8	12.5		
2 - 3	1309	2	99	15	3	7.9	11	31	3.5	5	9	9	12.3		
3 - 4	1456	2	92	15	4	6.9	15	23	2.9	3	2	11	10.8		
4 - 5	1631	2	82	5	4	5.0	11	19	2.3	2	2	9	8.0		
5 - 6	1637	2	76	2	1	4.6	9	15	1.8	1	2	5	6.5		
6 - 7	1347	1	62	3	1	4.5	3	13	1.6	1	2	3	6.3		
7 - 8	943		42	1		4.3	4	7	1.2				6.5		
8 - 9	795		44	1		5.3	1	7	1.2	1	1	4	6.2		
9 - 10	815		36	1	1	4.3	1	8	1.3	1	1	4	4.8		
10 - 11	528		15	1		3.0	1	4	1.1			1	6.2		
11 - 12	316		11	1	1	3.6	1	4	2.1	1	1	1	6.2		
AM TOTAL	3639	7	264	43	4	3.8	26	119	2.3	8	5	47	6.7	4227	
PM TOTAL	12945	11	734	61	11	5.7	80	196	2.5	17	11	69	8.9	46	
DAY TOTAL	16584	18	998	104	15	5.0	106	315	2.4	25	16	116	8.1	4273	
														22698	
														23959	

CLASS UNKNOWN
 205
 109
 85
 118
 301
 629
 1080
 1191
 502
 1117
 1202
 1167
 1230

TOTAL VEHICLES
 205
 109
 85
 118
 301
 629
 1080
 1191
 502
 1117
 1202
 1167
 1230

8.1
 4273
 22698
 23959

14264

8.1
 4273
 22698
 23959

DOT-RNBS05A-B

STATE OF WASHINGTON - DEPARTMENT OF TRANSPORTATION
TRIP SYSTEM
HOURLY TRAFFIC CLASSIFICATION SUMMARY

DATE 09/11/07
TIME 15:13:27
PAGE 15

SR 014 MP 016.08 OFF SYSTEM ID. LEG 1 DIRECTION OF TRAFFIC BOTH WAYS LANE ALL OF

COUNT IDENTIFIER HPMS COUNTER NUMBER 254635 DESCRIPTION: ON SR 14 W/O 15TH ST WYE CONN

06-22-07	CARS PICKUPS	BUS	SINGLE MED	HVY	4+	SINGLE UNIT %	DOUBLE UNITS	DOUBLE UNIT %	5-	TRAINS	TRAIN %	TRUCK	TRUCK %	CLASS UNKNOWN	TOTAL VEHICLES
FRIDAY	189	3	1			1.5	5	2.0			1.0	4.5	5.4		198
AM HOURS	122					.8	3	3.1			1.6	7.1	7.1		129
1 - 1	91						1	4.1		1	3.1	16.7	16.7		98
2 - 2	90						1	6.5			1.9	11.4	11.4		108
3 - 3	262						3	3.4			1.0	12.0	12.0		297
4 - 4	631						6	3.2			1.1	10.3	10.3		718
5 - 5	1735						19	2.4			.9				1266
6 - 6							8								
7 - 7							1								
8 - 8							1								
9 - 9							1								
10 - 10							1								
11 - 11							1								
12 - 12							1								
PM HOURS															
1 - 1															
2 - 2															
3 - 3															
4 - 4															
5 - 5															
6 - 6															
7 - 7															
8 - 8															
9 - 9															
10 - 10															
11 - 11															
12 - 12															
AM TOTAL	2520	3	158	16		6.3	9	2.9	2	2	1.1	10.3	10.3	3	2814
PM TOTAL	2520	3	158	16		6.3	9	2.9	2	2	1.1	10.3	10.3	3	2814
DAY TOTAL	2520	3	158	16		6.3	9	2.9	2	2	1.1	10.3	10.3	3	2814

06-18-07 THRU 06-22-07
AVERAGE WEEKDAY CLASSIFICATION VOLUMES *****
CARS SINGLE UNITS 4+ | SINGLE UNIT % | DOUBLE UNITS 6+ | DOUBLE UNIT % | 5- TRAINS 6 | TRAIN % | TRUCK 7+ | TRUCK % | CLASS UNKNOWN | TOTAL VEHICLES
PICKUPS | BUS MED HVY | UNIT % | 4- | 5 | 6 | 7+ | AND 2-AXLE EQUIVALENT

CARS PICKUPS | BUS MED HVY | UNIT % | 4- | 5 | 6 | 7+ | TRAIN % | TRUCK 7+ | TRUCK % | CLASS UNKNOWN | TOTAL VEHICLES
 15983 | 26 | 1026 | 122 | 16 | 5.2 | 98 | 314 | 149 | 2.4 | 19 | 19 | 140 | .94 | 10.4 | 72 | 22974
 8155 | 31 | 1326 | 153 | 82 | 6.47 | 129 | 388 | 193 | 3.00 | 23 | 22 | 178 | .8 | 8.4 | 5061 | 24334
 23690
 21084
 25413

PEAK HOUR PERCENTAGES: K = 7.97 D = 52.43 T = 7.81
 PEAK HOUR LOCATION : VOLUME = 1831 DATE: 06/19/07 TIME: 04:00 PM
 0.9322

SAM
9/13/07



Washington State
Department of Transportation

RECOUNT
ONE DAY ONLY

Diamond Traffic Counter

Interval 15 MIN 60 MIN

Count(volume) Binned(CL/SP)

Speed Lane No 1 2

Direction CH #1 _____

Direction CH #2 _____

Data Hog # 3172

Counter No. 252300 Count ID hpms

SR 14 RRT/RRQ _____ MP 16.12
~~16.10~~

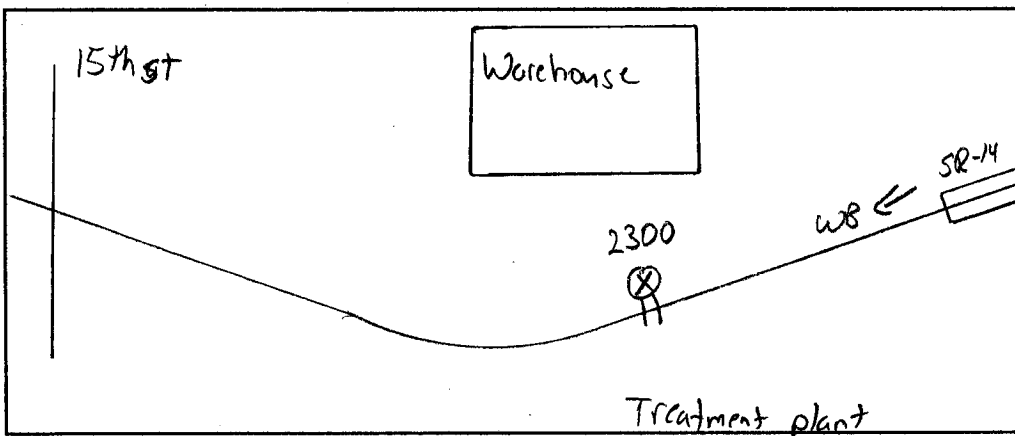
Leg 2 Direction WB OSID _____

Station Description _ ON SR-14 WYO 15th st WYE CONN

DEL BW FROM CLASSCUT - RW

Date	Day	Time	Comments
6/18/07	2	12:07	Manual (1) <u>4</u> (2) _____ Set up ok JDM 6.5v Counter (1) <u>4</u> (2) _____
6/19/07	3	8:44	Manual (1) <u>13</u> (2) _____ Check ok JDM 6.5V Counter (1) <u>13</u> (2) _____ Tube up fixed @ 08:44 By JM
6/20/07	4	9:01	Manual (1) <u>50</u> (2) _____ Check ok JDM 7.2V Counter (1) <u>50</u> (2) _____
6/21/07	5	08:57	Manual (1) <u>43</u> (2) _____ Check ok JDM 7.2v Counter (1) <u>43</u> (2) _____ Tube up Fixed at 08.57
6/22/07	6	07:19	Manual (1) <u>2</u> (2) _____ P/U ok 6.5v JDM Counter (1) <u>2</u> (2) _____

Sketch



JDM

Field Person



Interval 15 MIN 60 MIN
 Count(volume) Binned(CL/SP)
 Speed Lane No 1 2

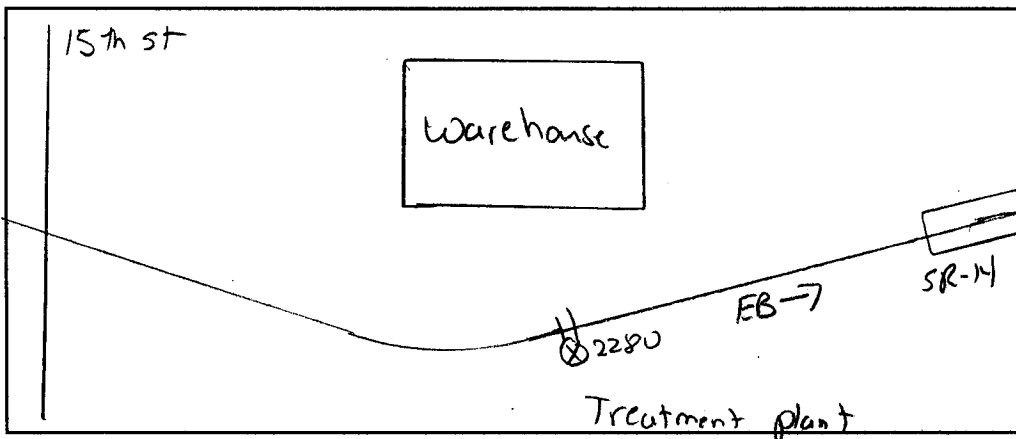
Direction CH #1 _____
 Direction CH #2 _____
 Data Hog # 3172

Counter No. 252280 Count ID hpms
 SR 14 RRT/RRQ _____ MP 16.12
~~16.10~~
 Leg 2 Direction EB OSID _____

Station Description _ ON SR-14 WYO 15th st WYE CONN

Date	Day	Time	Comments
6/18/07	2	12:06	Manual (1) <u>3</u> (2) _____ Counter (1) <u>3</u> (2) _____ Set up ok JDM 6.5v
6/19/07	3	8:48	Manual (1) <u>20</u> (2) _____ Counter (1) <u>20</u> (2) _____ Check ok JDM 6.5V Tube up fixed @ 08:48 By JM
6/20/07	4	8:55	Manual (1) <u>30</u> (2) _____ Counter (1) <u>29</u> (2) _____ Check ok JDM 7.2V Tail gater=1
6/21/07	5	8:52	Manual (1) <u>38</u> (2) _____ Counter (1) <u>38</u> (2) _____ Check ok JDM Tube up fixed at 08:52
6/22/07	6	07:19	Manual (1) <u>3</u> (2) _____ Counter (1) <u>3</u> (2) _____ P/U ok 6.5v JDM

Sketch



JDM
Field Person

STATE OF WASHINGTON - DEPARTMENT OF TRANSPORTATION
 TRIP SYSTEM
 HOURLY TRAFFIC CLASSIFICATION SUMMARY

SR 014 MP 016.12 OFF SYSTEM ID. LEG 2 DIRECTION OF TRAFFIC WESTBOUND LANE ALL OF

COUNT IDENTIFIER HPMS COUNTER NUMBER 252300 DESCRIPTION: ON SR 14 E/O 15TH ST WYE CONN

06-18-07 MONDAY AM HOURS	CARS PICKUPS	BUS	SINGLE MED	UNITS HVV	4+	SINGLE UNIT %	DOUBLE 4-	UNITS 5	6+	DOUBLE UNIT %	5-	TRAINS 6	7+	TRAIN %	TRUCK %	CLASS UNKNOWN	TOTAL VEHICLES		
12 - 1	1																2	494	
1 - 2	414		1	31	4	7.5	11	12	9	6.5		1	8	1.8	15.8		2	504	
2 - 3	432		1	38	5	8.9	5	10	7	4.4		1	3	1.0	14.3		4	611	
3 - 4	552		1	25	4	4.9	5	9	6	3.3			3	.8	9.0		2	611	
4 - 5	602		1	31	4	5.5	1	8	5	2.1			4	.8	8.3			659	
5 - 6	511			27	1	5.1	4	1		.9			1	.4	6.4			546	
6 - 7	268		1	14	2	3.8	2			.4			1	.2	4.5			445	
7 - 8																	157	445	
8 - 9																	290	290	
9 - 10																	260	260	
10 - 11																	200	200	
11 - 12																	131	131	
AM TOTAL	2779		5	166	20	4.6	28	40	27	2.3		3	4	.6	7.5		1124	4218	
PM TOTAL	2779		5	166	20	4.6	28	40	27	2.3		3	4	.6	7.5		1124	4218	
DAY TOTAL	2779		5	166	20	4.6	28	40	27	2.3		3	4	.6	7.5		1124	4218	

																		2-AXLE EQUIVALENT	4435

157
 290
 260
 200
 131
 78

445
 290
 260
 200
 131
 78

↑
 445
 290
 260
 200
 131
 78

WR

DOT-RN8505A-B

STATE OF WASHINGTON - DEPARTMENT OF TRANSPORTATION
TRIP SYSTEM
HOURLY TRAFFIC CLASSIFICATION SUMMARY

DATE 09/11/07
TIME 15:13:27
PAGE 17

SR 014 MP 016.12 OFF SYSTEM ID. LEG 2 DIRECTION OF TRAFFIC WESTBOUND LANE ALL OF

COUNT IDENTIFIER HPMS COUNTER NUMBER 252300 DESCRIPTION: ON SR 14 E/O 15TH ST WYE CONN

DAY	TOTAL	CARS PICKUPS	BUS	SINGLE MED	SINGLE HVY	4+	SINGLE UNIT %	DOUBLE 4-	DOUBLE 5	DOUBLE 6+	DOUBLE UNIT %	5-	TRAINS 6	TRAINS 7+	TRAIN %	TRUCK %	CLASS UNKNOWN	TOTAL VEHICLES
06-19-07																		
TUESDAY																		
AM HOURS	1400	454	1	33	7	1	7.8	6	15	6	5.1	2	1	3	1.1	14.0	2430	4088
1 - 1		390		39	12		11.1	4	7	7	3.8			6	1.5	16.4		528
2 - 2		479		34	9	1	8.0	1	20	7	5.0			6	1.1	14.1	10	469
3 - 3		567		39	2		6.4	7	8	9	3.7			10	1.1	11.7		561
4 - 4		580		39	2		6.4	6	1	4	3.7			4	1.6	8.8		642
5 - 5		551		26	1		4.5	2	9	4	3.0	1	2	2	.8	8.3		636
6 - 6		347	1	15	1	1	4.8	2	6	7	2.4			2	.5	7.7	2	601
7 - 7		345		15	1		4.5	2	8	3	2.7			2	.3	7.5	1	378
8 - 8		259		12			4.2	2	3	3	2.8	1	1	2	1.4	8.5		283
9 - 9		226		3			1.3	2	3	1	1.7					3.0		235
10 - 10		123					4.5	2	2	1	2.4					2.4		126
11 - 11		60		3					2		3.0		1		1.5	9.1		66
12 - 12																		
AM TOTAL	1400	454	2	123	30	2	3.8	13	48	15	1.9	2	1	22	.6	6.3	2430	4088
PM TOTAL	4381		5	259	34	2	6.1	30	84	48	3.3	4	6	36	.9	10.4	10	4899
DAY TOTAL	5781		7	382	64	4	5.1	43	132	63	2.6	6	7	58	.8	8.5	2440	8987

2-AXLE EQUIVALENT

TUBE
UP

DOT-RNBS05A-B

STATE OF WASHINGTON - DEPARTMENT OF TRANSPORTATION
TRIP SYSTEM
HOURLY TRAFFIC CLASSIFICATION SUMMARY

DATE 09/11/07
TIME 15:13:27
PAGE 18

SR 014 MP 016.12 OFF SYSTEM ID. LEG 2 DIRECTION OF TRAFFIC WESTBOUND LANE ALL OF

COUNT IDENTIFIER HPMS COUNTER NUMBER 252300 DESCRIPTION: ON SR 14 E/O 15TH ST WYE CONN

DATE	TIME	CARS PICKUPS	BUS MED	SINGLE UNITS HVY	4+	SINGLE UNIT %	DOUBLE UNITS 4-	5	DOUBLE UNITS 6+	DOUBLE UNIT %	5- TRAINS 6	7+	TRAIN %	TRUCK %	CLASS UNKNOWN	TOTAL VEHICLES
06-20-07	WEDNESDAY	81	1	2	1	1.2	1	1	1	2.4	1	2	5.6	3.6	1	84
AM HOURS	12 - 1	28	1	1	1	5.6	3	3	2	8.3	1	1	7.4	19.4	3	36
	1 - 2	19	2	1	1	3.7	3	2	2	18.5	1	1	7.4	29.6	1	27
	2 - 3	39	6	1	1	12.2	2	2	2	4.1	1	1	4.1	20.4	1	49
	3 - 4	93	9	1	1	8.7	1	1	2	6.1	1	4	4.3	19.1	1	115
	4 - 5	369	30	1	1	7.5	1	1	2	2.2	1	6	1.4	11.1	1	709
	5 - 6	651	40	2	1	6.1	1	1	4	1.0	1	7	1.7	8.0	1	724
	6 - 7	658	32	6	1	5.4	1	1	4	2.9	2	4	1.4	9.0	2	573
	7 - 8	504	35	2	2	6.6	1	1	9	3.7	1	6	1.4	11.7	3	512
	8 - 9	445	24	5	2	6.4	4	1	5	4.5	1	6	1.6	12.5	3	429
	9 - 10	378	25	4	2	7.5	1	1	5	3.0	1	3	.9	11.4	2	508
	10 - 11	416	59	2	2	12.2	1	1	2	3.5	1	9	2.0	17.7	2	508
	11 - 12	480	37	3	4	7.9	5	2	3	3.2	2	7	1.8	13.0	2	554
PM HOURS	12 - 1	429	39	4	3	8.6	4	1	3	4.2	2	4	1.2	13.9	3	502
	1 - 2	467	37	6	4	8.5	6	2	8	4.9	2	10	2.5	15.8	1	556
	2 - 3	504	40	2	1	6.0	5	1	4	3.4	1	7	1.2	10.6	3	567
	3 - 4	581	32	5	1	7.0	1	1	11	3.2	1	4	.8	11.0	1	654
	4 - 5	526	33	5	1	6.2	2	1	5	1.8	1	3	.7	8.6	1	654
	5 - 6															
	6 - 7															
	7 - 8															
	8 - 9															
	9 - 10															
	10 - 11															
	11 - 12															
AM TOTAL		3681	263	24	3	7.1	9	88	34	3.1	7	4	1.4	11.7	11	4181
PM TOTAL		2989	218	25	1	5.3	23	60	34	2.4	6	5	1.0	8.7	1374	4778
DAY TOTAL		6670	481	49	4	6.1	32	148	68	2.8	13	9	1.2	10.1	1385	8959

2-AXLE EQUIVALENT

MP

DOT-RNB505A-B

STATE OF WASHINGTON - DEPARTMENT OF TRANSPORTATION
TRIP SYSTEM
HOURLY TRAFFIC CLASSIFICATION SUMMARY

DATE 09/11/07
TIME 15:13:27
PAGE 19

SR 014 MP 016.12 OFF SYSTEM ID. LEG 2 DIRECTION OF TRAFFIC WESTBOUND LANE ALL OF

COUNT IDENTIFIER HPMS COUNTER NUMBER 252300 DESCRIPTION: ON SR 14 E/O 15TH ST WYE CONN

06-21-07 THURSDAY AM HOURS	CARS PICKUPS	BUS	SINGLE MED	UNITS HVV	4+ UNIT %	DOUBLE UNITS 4-5	6+ UNIT %	5- TRAIN %	6 TRAIN %	7+ TRAIN %	TRUCK %	CLASS UNKNOWN	TOTAL VEHICLES
12 - 1	26		3	4	6.7	3	20	1	3	4	7	423	452
1 - 2	499		3	4	7.9	2	8	1	8	8	12.1	3	571
2 - 3	440		1	6	6.9	6	11	1	3	7	12.5	1	504
3 - 4	438		1	6	6.9	6	11	1	3	7	12.6	4	506
4 - 5													
5 - 6													
6 - 7													
7 - 8													
8 - 9	26		3	4	6.7	3	20	1	3	4	7	423	452
9 - 10	499		3	4	7.9	2	8	1	8	8	12.1	3	571
10 - 11	440		1	6	6.9	6	11	1	3	7	12.5	1	504
11 - 12	438		1	6	6.9	6	11	1	3	7	12.6	4	506
PM HOURS													
12 - 1	415		1	39	8.9	5	17	2	1	5	16.2	1	495
1 - 2	436		1	30	6.6	4	15	1	1	4	12.2	1	498
2 - 3	459		2	43	9.4	5	16	3	3	3	14.8	2	541
3 - 4	504		1	29	7.3	8	7	1	1	8	11.8	3	575
4 - 5	617		2	28	4.8	4	8	5	1	4	8.0	1	671
5 - 6	598		1	31	4.9	5	8	1	1	1	7.4	1	647
6 - 7	383		1	19	5.1	1	3	1	3	3	7.0		412
7 - 8	287		1	10	3.6	1	2	1	1	1	6.2		306
8 - 9	270		1	14	4.8	1	4	2	2	2	7.2		291
9 - 10	253		1	12	4.7	1	2	2	2	2	7.6		275
10 - 11	150		2	2	1.3	1	2	1	1	1	4.4		158
11 - 12	70		2	2	2.7	3	3	1	1	2	6.7		75
AM TOTAL	1403		4	98	3.1	11	39	4	3	19	5.3	2170	3772
PM TOTAL	4442		9	259	6.0	35	87	8	3	33	10.0	9	4944
DAY TOTAL	5845		13	357	4.7	46	126	12	6	52	7.9	2179	8716

2-AXLE EQUIVALENT 9207

TUBE
MP

SR 014 MP 016.12 OFF SYSTEM ID. LEG 2 DIRECTION OF TRAFFIC WESTBOUND LANE ALL OF
 COUNT IDENTIFIER HPMS COUNTER NUMBER 252300 DESCRIPTION: ON SR 14 E/O 15TH ST WYE CONN

06-22-07	CARS PICKUPS	BUS	SINGLE MED	HVY	4+	SINGLE UNIT %	DOUBLE UNITS	DOUBLE UNIT %	5-	TRAINS	TRAIN %	TRUCK	TRUCK %	CLASS UNKNOWN	TOTAL VEHICLES
FRIDAY	52		2			3.4	5	5.1			3.4	11.9	11.0		59
AM HOURS	36						2	5.0			5.0	10.0	10.0		40
1 - 1	29						1	8.8		1	5.9	14.7	14.7		34
2 - 2	33		4			9.5	2	7.1			4.8	21.4	21.4		42
3 - 3	109		7			7.1	3	3.9			3.1	14.2	14.2		127
4 - 4	339		31			8.1	4	3.8	2		2.3	14.2	14.2		395
5 - 5	548	1	35			6.1	8	1.7			.8	8.6	8.6	2	602
6 - 6															
7 - 7															
8 - 8															
9 - 9															
10 - 10															
11 - 11															
12 - 12															
AM TOTAL	1146	1	79	4		6.5	6	3.2	2	1	2.0	11.6	11.6	2	1299
PM TOTAL	1146	1	79	4		6.5	6	3.2	2	1	2.0	11.6	11.6	2	1299
DAY TOTAL	1146	1	79	4		6.5	6	3.2	2	1	2.0	11.6	11.6	2	1299

06-18-07 THRU 06-22-07

AVERAGE WEEKDAY CLASSIFICATION VOLUMES *****

CARS PICKUPS	BUS	SINGLE MED	HVY	4+	SINGLE UNIT %	DOUBLE UNITS	DOUBLE UNIT %	5-	TRAINS	TRAIN %	TRUCK	TRUCK %	CLASS UNKNOWN	TOTAL VEHICLES
6099	12	407	52	3	5.3	40	2.6	10	7	1.7	10.99	8.9	2001	8887
8062	13	522	58	5	6.59	39	3.23	11	10	1.9	10.99	8.9	2001	9462
TOTAL HOURS FOR COUNT	90													
AVG WEEKDAY VOLUME	8887													9824

9080

8444

DOT-RNB505A-B

STATE OF WASHINGTON - DEPARTMENT OF TRANSPORTATION
TRIP SYSTEM
HOURLY TRAFFIC CLASSIFICATION SUMMARY

DATE 09/11/07
TIME 15:13:27
PAGE 21

SR 014 MP 016.12 OFF SYSTEM ID. LEG 2 DIRECTION OF TRAFFIC EASTBOUND LANE ALL OF

COUNT IDENTIFIER HPMS COUNTER NUMBER 252280 DESCRIPTION: ON SR 14 E/O 15TH ST WYE CONN

06-18-07 MONDAY AM HOURS	CARS PICKUPS	BUS	SINGLE MED	UNITS Hvy	4+	SINGLE UNIT %	DOUBLE 4-	UNITS 5	6+	DOUBLE UNIT %	5-	TRAINS 6	7+	TRAIN %	TRUCK %	CLASS UNKNOWN	TOTAL VEHICLES
12 - 1	430	5	26	4	2	7.3	6	16	9	6.1	2	2	8	2.4	15.7	144	510
11 - 11	469	3	28	2	2	6.5	3	15	3	3.9	1	2	8	1.7	12.1	308	538
10 - 10	612	1	38	3	2	6.5	10	10	4	2.1	1	1	7	1.2	9.7	306	680
9 - 9	651		51	1		7.0	11	11	4	2.1			8	1.1	10.2	291	727
8 - 8	757		36	1		4.5	2	7	1	1.2	1		4	.6	6.4	178	814
7 - 7	403		25	1		4.5	1	3	1	.9		1	4	.7	6.0	178	582
6 - 6	1													.3	.3	124	124
5 - 5																	
4 - 4																	
3 - 3																	
2 - 2																	
1 - 1																	
AM TOTAL	3323	9	204	11	6	4.5	12	62	22	1.9	4	4	39	.9	7.4	1364	5060
PM TOTAL	3323	9	204	11	6	4.5	12	62	22	1.9	4	4	39	.9	7.4	1364	5060
DAY TOTAL	3323	9	204	11	6	4.5	12	62	22	1.9	4	4	39	.9	7.4	1364	5060

144
308
306
291
178
124
582
310
306
291
178
124
708
UP

DOT-RNB505A-B

STATE OF WASHINGTON - DEPARTMENT OF TRANSPORTATION
TRIP SYSTEM
HOURLY TRAFFIC CLASSIFICATION SUMMARY

DATE 09/11/07
TIME 15:13:27
PAGE 22

SR 014 MP 016.12 OFF SYSTEM ID. LEG 2 DIRECTION OF TRAFFIC EASTBOUND LANE ALL OF
COUNT IDENTIFIER HPMS COUNTER NUMBER 252280 DESCRIPTION: ON SR 14 E/O 15TH ST WYE CONN

DAY	AM HOURS	PM HOURS	CARS PICKUPS	BUS	SINGLE MED	HVY	4+	SINGLE UNIT %	DOUBLE 4-	5	6+	DOUBLE UNIT %	5- TRAINS	6	7+	TRAIN %	TRUCK %	CLASS UNKNOWN	TOTAL VEHICLES	
06-19-07	TUESDAY																			
	12 - 1		76		4		2	1.9												
	1 - 2		280	1	31		4	11.3	4	14	6	6.8	1		3	.8	3.6	272	361	
	2 - 3		318	5	39		3	13.2	4	10	5	4.7	1		8	2.5	20.6	2	355	
	3 - 4		363	2	35		3	10.8	4	13	7	5.4	1		5	1.4	17.6	2	402	
	4 - 5																			443
	5 - 6																			
	6 - 7																			
	7 - 8																			
	8 - 9																			
	9 - 10																			
	10 - 11																			
	11 - 12																			
	AM TOTAL		1037	8	109		12	5.7	12	40	18	2.7	3		26	1.1	9.5	1317	2601	
	PM TOTAL		5417	9	311		10	5.9	35	104	45	3.1	2		47	.9	9.8	13	6023	
	DAY TOTAL		6454	17	420		22	5.8	47	144	63	2.9	5		73	1.0	9.7	1330	8624	
																				9256

2-AXLE EQUIVALENT

MP

DOT-RNB505A-B

STATE OF WASHINGTON - DEPARTMENT OF TRANSPORTATION
TRIP SYSTEM
HOURLY TRAFFIC CLASSIFICATION SUMMARY

DATE 09/11/07
TIME 15:13:27
PAGE 23

SR 014 MP 016.12 OFF SYSTEM ID. LEG 2 DIRECTION OF TRAFFIC EASTBOUND LANE ALL OF
COUNT IDENTIFIER HPMS COUNTER NUMBER 252280 DESCRIPTION: ON SR 14 E/O 15TH ST WYE CONN

DAY	CARS PICKUPS	BUS	SINGLE MED	UNITS HVY	4+	SINGLE UNIT %	DOUBLE 4-	DOUBLE 5	DOUBLE 6+	DOUBLE UNIT %	5-	TRAINS 6	TRAINS 7+	TRAIN %	TRUCK %	CLASS UNKNOWN	TOTAL VEHICLES
06-20-07	75	2	1	1		2.5			1	1.3			1	1.3	5.1	5	79
WEDNESDAY	42					2.1				4.9			1	2.1	2.3	81	43
AM HOURS	42					7.3				3.3			2	4.9	12.5	642	48
12 - 1	34					8.8				6.7			2	4.9	17.1	437	41
2 - 3	80					6.7				9.1			2	1.3	14.7	391	91
3 - 4	128					7.7				9.1			2	2.1	18.9	340	150
4 - 5	231					6.3				4.3			1	1.4	12.0	251	286
5 - 6	365					9.2				5.9			1	1.5	17.1	251	415
6 - 7	332					10.9				6.4			1	2.6	19.4	251	403
7 - 8	311					9.7				4.9			1	2.0	18.1	251	387
8 - 9	330					9.1				4.9			1	4.3	18.2	157	404
9 - 10	404												3	4.3	18.2	157	494
10 - 11	419												3	4.3	18.2	157	496
11 - 12	422												1	1.2	15.5	81	502
PM HOURS	477												1	1.4	15.9	437	565
12 - 1	441												1	1.1	15.4	391	714
1 - 2	594												1	1.1	15.4	340	714
2 - 3	614												1	1.1	15.4	251	714
3 - 4	614												1	1.1	15.4	251	714
4 - 5	614												1	1.1	15.4	251	714
5 - 6	614												1	1.1	15.4	251	714
6 - 7	614												1	1.1	15.4	251	714
7 - 8	614												1	1.1	15.4	251	714
8 - 9	614												1	1.1	15.4	251	714
9 - 10	614												1	1.1	15.4	251	714
10 - 11	614												1	1.1	15.4	251	714
11 - 12	614												1	1.1	15.4	251	714
AM TOTAL	2374	17	194	23	2	8.3	23	92	48	5.7	5	7	51	2.2	16.3	5	2841
PM TOTAL	3169	9	212	28	9	4.4	19	79	32	2.2	6	4	23	.6	7.1	2305	5895
DAY TOTAL	5543	26	406	51	11	5.7	42	171	80	3.4	11	11	74	1.1	10.1	2310	8736

2-AXLE EQUIVALENT

TUBE
UP

SR 014	MP 016.12	OFF SYSTEM ID.	LEG 2	DESCRIPTION: ON SR 14 E/O 15TH ST WYE CONN	DIRECTION OF TRAFFIC EASTBOUND	LANE ALL OF									
COUNT IDENTIFIER	HPMS	COUNTER NUMBER 252280													
06-21-07															
THURSDAY															
AM HOURS	CARS PICKUPS	BUS	SINGLE MED	HVY	4+	SINGLE UNIT %	DOUBLE 4-5	6+	DOUBLE UNIT %	5-6	7+	TRAIN %	TRUCK %	CLASS UNKNOWN	TOTAL VEHICLES
12 - 1	45		3	4	1	.8	2	3	1.6	3	1	.3	2.7	317	372
1 - 2	274	1	32	5	1	11.1	2	5.8	5	1	7	3.2	20.1	97	343
2 - 3	319	3	24	6	2	8.3	4	8.6	7	3	8	2.3	19.2	1	396
3 - 4	374	1	33	2	2	8.5	4	5.8	3	1	4	1.1	15.5	2	445
4 - 5															
5 - 6															
6 - 7															
7 - 8	45		3	4	1	.8	2	3	1.6	3	1	.3	2.7	317	372
8 - 9	274	1	32	5	1	11.1	2	5.8	5	1	7	3.2	20.1	97	343
9 - 10	319	3	24	6	2	8.3	4	8.6	7	3	8	2.3	19.2	1	396
10 - 11	374	1	33	2	2	8.5	4	5.8	3	1	4	1.1	15.5	2	445
11 - 12															
PM HOURS															
12 - 1	403	1	33	2	1	7.8	8	5.9	6	2	4	.8	14.6	2	472
1 - 2	408	1	40	5	2	9.8	6	5.5	7	2	4	1.2	16.5	2	491
2 - 3	538	1	32	6	3	6.8	6	4.1	4	2	6	1.3	12.2	2	615
3 - 4	624	2	49	3	3	7.8	6	3.6	5	2	4	1.1	9.4	1	715
4 - 5	677	1	43	3	2	6.0	3	2.5	6	2	4	.8	12.6	1	748
5 - 6	709		32	1	1	4.3	4	1.7	5	1	4	.3	6.3	2	759
6 - 7	616		27	1	1	4.2	8	2.4	4	2	6	1.2	7.7	4	672
7 - 8	443		23	1	1	4.8	10	1.7	6	1	1	.2	7.1	2	479
8 - 9	357		14	1	1	4.0	4	2.1	4			.5	5.0	3	379
9 - 10	364		18	1	1	4.6	3	1.1	4	2	2	.4	6.7	2	390
10 - 11	240		8	1	1	3.5	6	1.5	3	1	1	.4	5.5	2	254
11 - 12	146		4	1	1	3.2	1	1.9	2	1	1	1.3	6.4	3	156
AM TOTAL	1012	5	92	11	4	4.2	12	3.2	16	4	20	1.0	8.4	1445	2681
PM TOTAL	5525	6	323	22	8	5.9	36	3.0	43	7	34	.8	9.6	17	6130
DAY TOTAL	6537	11	415	33	12	5.3	48	3.0	59	11	54	.8	9.2	1462	8811
															2-AXLE EQUIVALENT 9415

UP

DOT-RNB505A-B

STATE OF WASHINGTON - DEPARTMENT OF TRANSPORTATION
HOURLY TRAFFIC CLASSIFICATION SUMMARY

DATE 09/11/07
TIME 15:13:27
PAGE 25

SR 014 MP 016.12 OFF SYSTEM ID. LEG 2 DIRECTION OF TRAFFIC EASTBOUND LANE ALL OF
COUNT IDENTIFIER HPMS COUNTER NUMBER 252280 DESCRIPTION: ON SR 14 E/O 15TH ST WYE CONN

06-22-07	CARS PICKUPS	BUS	SINGLE MED	HVY	4+	SINGLE UNIT %	DOUBLE UNITS 4-	5	6+	DOUBLE UNIT %	5-	TRAINS 6	7+	TRAIN %	TRUCK %	CLASS UNKNOWN	TOTAL VEHICLES	
FRIDAY AM HOURS	78	1	1	1	1	1.3	1	2	1	1.3	2.9	1	1	2.9	2.5	80	80	
12 - 1	65	1	1	1	1	1.5	1	2	1	2.9	4.7	1	1	4.4	4.4	68	68	
1 - 2	41	1	1	1	1	4.1	1	1	1	4.7	8.2	1	1	4.7	4.7	43	43	
2 - 3	42	1	1	1	1	6.1	1	1	2	8.2	4.0	1	1	14.3	14.3	49	49	
3 - 4	89	1	1	1	1	7.0	1	1	3	4.0	4.2	1	1	11.0	11.0	100	100	
4 - 5	106	1	1	1	1	5.1	1	2	2	4.2	5.7	1	1	10.2	10.2	118	118	
5 - 6	218	1	18	1	1	7.7	1	10	4	5.7	2.7	2	5	2.7	16.1	16.1	261	261
6 - 7																		
7 - 8																		
8 - 9																		
9 - 10																		
10 - 11																		
11 - 12																		
PM HOURS																		
12 - 1																		
1 - 2																		
2 - 3																		
3 - 4																		
4 - 5																		
5 - 6																		
6 - 7																		
7 - 8																		
8 - 9																		
9 - 10																		
10 - 11																		
11 - 12																		
AM TOTAL	639	1	35	2	2	5.3	4	17	12	4.6	4.6	2	6	1.1	11.0	1	719	
PM TOTAL	639	1	35	2	2	5.3	4	17	12	4.6	4.6	2	6	1.1	11.0	1	719	
DAY TOTAL	639	1	35	2	2	5.3	4	17	12	4.6	4.6	2	6	1.1	11.0	1	719	

06-18-07 THRU 06-22-07
AVERAGE WEEKDAY CLASSIFICATION VOLUMES *****
CARS PICKUPS | BUS | SINGLE MED | HVY | 4+ | SINGLE UNIT % | DOUBLE UNITS 4- | 5 | 6+ | DOUBLE UNIT % | 5- | TRAINS 6 | 7+ | TRAIN % | TRUCK % | CLASS UNKNOWN | TOTAL VEHICLES
6178 | 18 | 414 | 43 | 15 | 5.6 | 46 | 158 | 67 | 3.1 | 9 | 8 | 67 | 1.3 | 9.7 | 1701 | 8724
7791 | 26 | 505 | 49 | 12 | 6.68 | 58 | 196 | 93 | 3.91 | 7 | 11 | 98 | 1.0 | 11.90 | 18 | 9375
AVG WEEKDAY VOLUME
TOTAL HOURS FOR COUNT
8 DAYS
AVG WEEKDAY VOL 8724 X SEASONAL ADJ. FACTOR 0.9300 = ESTIMATED AVG DAILY TRAFFIC 8113

8864

8244

8864
9716

DOT-RNBS05A-B

STATE OF WASHINGTON - DEPARTMENT OF TRANSPORTATION
TRIP SYSTEM
HOURLY TRAFFIC CLASSIFICATION SUMMARY

DATE 09/11/07
TIME 15:13:27
PAGE 26

SR 014 MP 016.12 OFF SYSTEM ID. LEG 2 DIRECTION OF TRAFFIC BOTH WAYS LANE ALL OF

COUNT IDENTIFIER HPMS COUNTER NUMBER 252280 DESCRIPTION: ON SR 14 E/O 15TH ST WYE CONN

DAY	AM TOTAL	PM TOTAL	CARS PICKUPS	BUS	SINGLE MED	UNITS HVY	4+	SINGLE UNIT %	DOUBLE 4-	UNITS 5	6+	DOUBLE UNIT %	5-	TRAINS 6	7+	TRAIN %	TRUCK %	CLASS UNKNOWN	TOTAL VEHICLES
06-18-07	6102	6102	14	14	370	31	8	4.6	40	102	49	2.1	7	8	59	.8	7.4	2488	9278
MONDAY																			
AM HOURS																			
1 - 1																			
2 - 2																			
3 - 3																			
4 - 4																			
5 - 5																			
6 - 6																			
7 - 7																			
8 - 8																			
9 - 9																			
10 - 10																			
11 - 11																			
12 - 12																			
PM HOURS																			
1 - 1																			
2 - 2																			
3 - 3																			
4 - 4																			
5 - 5																			
6 - 6																			
7 - 7																			
8 - 8																			
9 - 9																			
10 - 10																			
11 - 11																			
12 - 12																			
AM TOTAL	6102	6102	14	14	370	31	8	4.6	40	102	49	2.1	7	8	59	.8	7.4	2488	9278
PM TOTAL	6102	6102	14	14	370	31	8	4.6	40	102	49	2.1	7	8	59	.8	7.4	2488	9278
DAY TOTAL	6102	6102	14	14	370	31	8	4.6	40	102	49	2.1	7	8	59	.8	7.4	2488	9278

2-AXLE EQUIVALENT 9767

301 598 566 491 309 202
1027 600 566 491 309 202
1004 1042 1291 1386 1360
2 4 6 4 5
TUBE
UP

SR 014	MP 016.12	OFF SYSTEM ID.	LEG 2	DESCRIPTION: ON SR 14 E/O 15TH ST WYE CONN	DIRECTION OF TRAFFIC	BOTH WAYS	LANE ALL OF									
COUNT IDENTIFIER	HPMS	COUNTER NUMBER	252280													
06-19-07																
TUESDAY																
AM HOURS	CARS PICKUPS	BUS	SINGLE MED	HVY	4+	SINGLE UNIT %	DOUBLE 4-5	6+	DOUBLE UNIT %	5-6	TRAINS 7+	TRAIN %	TRUCK %	CLASS UNKNOWN	TOTAL VEHICLES	
11 - 1	217		18		2	2.5	7	10	13	2	1	6	1.7	4.3	646	902
12 - 2	738	2	66	14	4	9.7	8	26	11	2	1	12	1.7	16.3	890	890
1 - 1	704	5	72	14	3	10.9	10	25	11	2		19	2.4	18.4	1	864
2 - 3	778	3	76	18	5	10.8	10	27	9	1		11	1.3	17.0	3	941
3 - 4																
4 - 5																
5 - 6																
6 - 7																
7 - 8																
8 - 9	217		18		2	2.5	7	10	13	2	1	6	1.7	4.3	646	902
9 - 10	738	2	66	14	4	9.7	8	26	11	2	1	12	1.7	16.3	890	890
10 - 11	704	5	72	14	3	10.9	10	25	11	2		19	2.4	18.4	1	864
11 - 12	778	3	76	18	5	10.8	10	27	9	1		11	1.3	17.0	3	941
PM HOURS																
12 - 1	851	4	68	12	2	8.6	10	33	10	2	1	9	1.2	15.1	1	1003
1 - 2	828	3	86	17	3	10.9	7	24	14	1	1	13	1.4	16.8	6	1002
2 - 3	967	2	63	14	4	7.4	7	37	11	1	2	16	1.7	13.9	5	1129
3 - 4	1183	2	78	7		6.5	16	21	13	1	2	18	1.3	11.6	1	1339
4 - 5	1287	1	68	3		5.1	12	12	11	1	2	10	.8	8.4	1	1406
5 - 6	1254		53	1		4.7	4	12	14	1	2	7	.7	7.7	4	1358
6 - 7	989	2	58	2	1	5.8	4	15	5	1	2	4	.6	8.3	2	1083
7 - 8	757		30			4.0	1	13	5	1	1	3	.4	7.1	2	817
8 - 9	623		27			4.3	4	7	2	1	1	2	.6	7.1	2	672
9 - 10	537		15			2.7	3	4	2	1	1	2	.4	4.4	1	564
10 - 11	319		5			1.5	1	4	2	1	1	2	.6	3.3	2	330
11 - 12	203		9		1	4.6	3	4	1	1	1	1	.9	7.3	1	219
AM TOTAL	2437	10	232	49	14	4.6	25	88	33	5	1	48	.8	7.5	3747	6689
PM TOTAL	9798	14	570	60	12	6.0	65	188	93	6	10	83	.9	10.1	23	10922
DAY TOTAL	12235	24	802	109	26	5.5	90	276	126	11	11	131	.9	9.1	3770	17611
																18814

2-AXLE EQUIVALENT

TUBE
 WP

SR 014 MP 016.12 OFF SYSTEM ID. LEG 2 DIRECTION OF TRAFFIC BOTH WAYS LANE ALL OF
 COUNT IDENTIFIER HPMS COUNTER NUMBER 252280 DESCRIPTION: ON SR 14 E/O 15TH ST WYE CONN

DAY	CARS PICKUPS	BUS	SINGLE MED	UNITS HVY	4+	SINGLE UNIT %	DOUBLE 4-	DOUBLE UNITS 5	DOUBLE UNITS 6+	DOUBLE UNIT %	5- TRAINS 6	7+	TRAIN %	TRUCK %	CLASS UNKNOWN	TOTAL VEHICLES
06-20-07	156		3			1.8		1	2	1.8		1	.6	4.3		163
WEDNESDAY	70					3.8		3	3	3.8		2	2.5	10.1		79
AM HOURS	61					2.7		2	2	4.4	1	2	4.0	18.7		75
1 - 1	73		9			10.0		5	4	4.9		3	4.4	16.0		90
2 - 2	173					8.7	1	6	10	3.4	1	4	2.4	12.0		206
3 - 3	497					6.5	3	6	10	3.3		8	1.4	11.3		565
4 - 4	882					5.7	2	17	14	3.4		11	1.0	10.1	1	995
5 - 5	1023				2	7.3	4	27	12	4.8	2	11	1.4	13.9	1	1139
6 - 6	836					8.3	3	32	9	5.1	2	11	2.0	15.5	4	976
7 - 7	756					8.5	6	24	9	4.7	2	14	1.4	14.6	4	899
8 - 8	708					10.7	5	28	9	4.2	3	10	3.1	18.0	3	833
9 - 9	820				1							25			2	1002
10 - 10																
11 - 11																
12 - 12																
PM HOURS	899		9			8.2	8	29	10	4.5	2	12	1.5	14.2	2	1050
1 - 1	851		1			8.7	9	32	9	5.0	2	8	1.3	14.9	3	1004
2 - 2	944		6			9.2	8	27	17	4.6	3	15	1.8	15.6	2	1121
3 - 3	1145					5.9	11	27	6	3.4	2	8	.9	10.1	6	1281
4 - 4	1175				2	6.6	3	16	16	2.7	1	10	.9	10.1	3	1311
5 - 5	1140		1			5.4	3	8	8	1.4	2	5	.5	7.3	3	1354
6 - 6	4															1020
7 - 7																1016
8 - 8																745
9 - 9																745
10 - 10																616
11 - 11																545
12 - 12																390
AM TOTAL	6055		25			7.6	32	180	82	4.2	12	100	1.8	13.5	16	7022
PM TOTAL	6158		17			4.8	42	139	66	2.3	12	58	.7	7.8	3679	10673
DAY TOTAL	12213		42			5.9	74	319	148	3.1	24	158	1.1	10.1	3695	17695
																19080

2-AXLE EQUIVALENT

TUBE
UP

STATE OF WASHINGTON - DEPARTMENT OF TRANSPORTATION
TRIP SYSTEM
HOURLY TRAFFIC CLASSIFICATION SUMMARY

SR 014	MP 016.12	OFF SYSTEM ID.	LEG 2	DIRECTION OF TRAFFIC	BOTH WAYS	LANE ALL OF									
COUNT IDENTIFIER	HPMS	COUNTER NUMBER	252280	DESCRIPTION: ON SR 14 E/O 15TH ST WYE CONN											
06-21-07															
THURSDAY															
AM HOURS	CARS PICKUPS	BUS	SINGLE MED	UNITS HVY	4+	SINGLE UNIT %	DOUBLE UNITS 4-5	6+	DOUBLE UNIT %	5-6	TRAINS 7+	TRAIN %	TRUCK %	CLASS UNKNOWN	TOTAL VEHICLES
12 - 1	71		6	8	1	7.7	3	1	7.7	4	1	1.1	1.6	740	834
1 - 2	773		57	9	1	8.1	6	3	5.2	2	1	1.8	15.1	3	914
2 - 3	759		61	8	2	7.7	30	4	4.6	2	3	1.7	14.0	6	951
3 - 4	812														
4 - 5															
5 - 6															
6 - 7															
7 - 8															
8 - 9	71		6	8	1	8.3	5	3	5.0	4	1	1.1	15.1	3	834
9 - 10	773		57	9	1	8.1	6	3	5.2	2	1	1.8	15.4	2	914
10 - 11	759		61	8	2	7.7	30	4	4.6	2	3	1.7	14.0	6	951
11 - 12	812														
PM HOURS															
12 - 1	818		72	6	1	8.4	13	3	5.9	2	1	1.1	15.4	3	967
1 - 2	844		70	7	2	8.2	10	2	5.0	3	1	1.2	14.4	4	989
2 - 3	997		75	12	3	8.0	11	6	4.2	5	2	1.2	13.4	4	1156
3 - 4	1128		78	14	3	7.6	14	8	3.3	3	2	1.3	12.2	4	1290
4 - 5	1294		71	14	3	5.4	19	10	2.5	1	2	.8	8.7	1	1419
5 - 6	1307		63	11	2	4.6	9	16	1.9	2	2	.3	6.8	3	1406
6 - 7	999		46	2	1	4.5	13	10	2.2	1	2	.7	7.5	4	1084
7 - 8	730		33	1	1	4.3	6	5	1.8	1	4	.6	6.8	2	785
8 - 9	627		28	1	1	4.3	7	2	1.6	1	4	.8	6.0	3	670
9 - 10	617		30	1	1	4.7	8	2	1.7	1	5	.7	7.1	1	645
10 - 11	390		10	1	1	2.7	2	3	1.7	1	3	.9	5.1	1	412
11 - 12	216		6	1	1	3.0	4	2	2.6	1	1	.9	6.5	1	231
AM TOTAL	2415		190	25	4	3.5	23	23	2.2	8	5	.8	6.6	3615	6453
PM TOTAL	9967		582	50	9	5.9	71	73	3.0	15	10	.8	9.8	26	11074
DAY TOTAL	12382		772	75	13	5.0	94	96	2.7	23	15	.8	8.6	3641	17527
													2-AXLE EQUIVALENT		18622

MP
UP

SR 014 MP 016.12 OFF SYSTEM ID. LEG 2 DIRECTION OF TRAFFIC BOTH WAYS LANE ALL OF
COUNT IDENTIFIER HPMS COUNTER NUMBER 252280 DESCRIPTION: ON SR 14 E/O 15TH ST WYE CONN

06-22-07	CARS PICKUPS	BUS MED	SINGLE UNITS HVY	4+	SINGLE UNIT %	DOUBLE UNITS 4-	5	6+	DOUBLE UNIT %	5-	TRAINS 6	7+	TRAIN %	TRUCK %	CLASS UNKNOWN	TOTAL VEHICLES
FRIDAY	130	3	1	3	2.2	3	1	2	2.9	2	2	2	1.4	6.5	3	139
AM HOURS	101			3	0.9	3	1	2	3.7			2	1.9	6.5		108
1 -	70			3		3	2	1	6.5		1	1	2.6	9.1		77
2 -	75			1		4	2	2	7.7			2	2.2	17.6		91
3 -	198			2		4	4	3	4.0			4	1.8	12.8		227
4 -	445			1		4	9	7	3.9		2	8	1.9	13.3		513
5 -	766			2		3	18	4	2.9		2	10	1.4	10.9		863
6 -																
7 -																
8 -																
9 -																
10 -																
11 -																
12 -																
AM TOTAL	1785			6	6.0	10	44	20	3.7		2	3	1.7	11.4	3	2018
PM TOTAL	1785			6	6.0	10	44	20	3.7		2	3	1.7	11.4	3	2018
DAY TOTAL	1785			114	6.0	10	44	20	3.7		2	3	1.7	11.4	3	2018

06-18-07 THRU 06-22-07

AVERAGE WEEKDAY CLASSIFICATION VOLUMES *****																
CARS PICKUPS	BUS MED	HVY	4+	SINGLE UNIT %	DOUBLE UNITS 4-	5	6+	DOUBLE UNIT %	5-	TRAINS 6	7+	TRAIN %	TRUCK %	CLASS UNKNOWN	TOTAL VEHICLES	
13277	30	820	95	18	5.5	86	294	123	2.9	19	15	132	1.24	11.44	39	17611
15853	39	1087	107	17	6.63	97	368	175	3.57	18	21	183	1.29	11.44	39	18838
17944	90	1688	167	17	6.63	97	368	175	3.57	18	21	183	1.29	11.44	39	19540

PEAK HOUR PERCENTAGES: K = 8.06 D = 52.71 T = 8.74
PEAK HOUR LOCATION : VOLUME = 1419 DATE: 06/21/07 TIME: 04:00 PM

NOTE: ONE DAY COUNTS HIGH