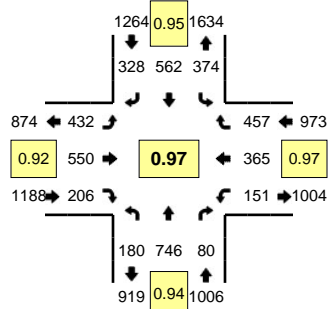
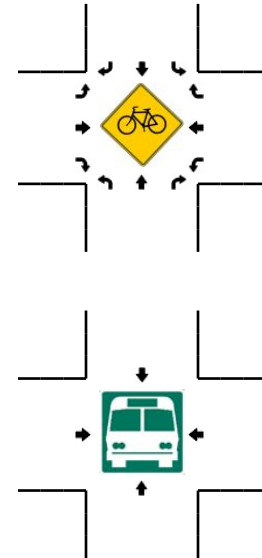
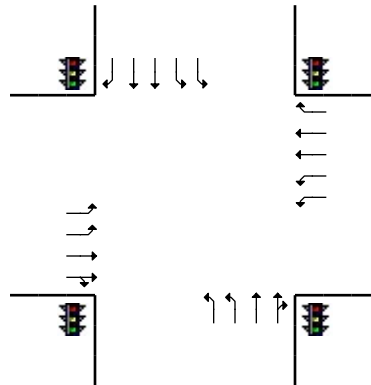
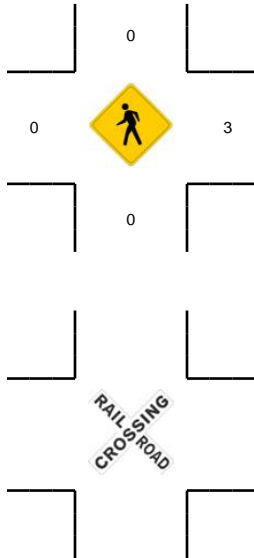
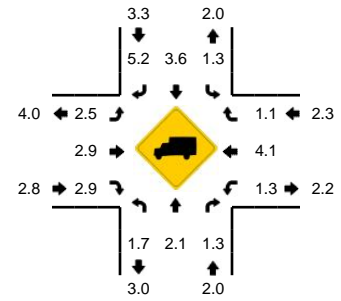


**LOCATION:** NE Andresen Rd -- NE Fourth Plain Blvd  
**CITY/STATE:** Vancouver, WA

**QC JOB #:** 10310803  
**DATE:** 12/6/2007



**Peak-Hour: 4:05 PM -- 5:05 PM**  
**Peak 15-Min: 4:05 PM -- 4:20 PM**



5-Min Count Period Beginning At	NE Andresen Rd (Northbound)				NE Andresen Rd (Southbound)				NE Fourth Plain Blvd (Eastbound)				NE Fourth Plain Blvd (Westbound)				Total	Hourly Totals
	Left	Thru	Right	U	Left	Thru	Right	U	Left	Thru	Right	U	Left	Thru	Right	U		
4:00 PM	8	30	4	0	23	38	12	0	33	48	23	0	11	38	47	0	315	
4:05 PM	18	65	10	0	30	65	26	0	43	47	16	0	10	19	40	0	389	
4:10 PM	12	60	8	0	31	38	27	0	46	47	12	0	13	30	37	0	361	
4:15 PM	11	57	3	0	30	45	30	0	33	56	28	0	10	43	44	0	390	
4:20 PM	18	55	3	0	36	65	31	0	26	43	17	0	7	25	43	0	369	
4:25 PM	11	72	8	0	23	39	29	0	38	56	18	0	15	32	35	0	376	
4:30 PM	24	51	6	0	29	46	29	0	36	38	12	0	15	35	36	0	357	
4:35 PM	10	84	5	0	35	48	25	0	37	51	12	1	13	23	27	0	371	
4:40 PM	15	62	7	0	17	33	24	0	44	50	24	0	17	34	35	0	362	
4:45 PM	14	62	3	0	53	51	31	0	28	42	15	0	18	30	37	0	384	
4:50 PM	21	72	10	0	21	51	29	0	39	26	11	0	13	28	37	0	358	
4:55 PM	6	51	7	0	29	35	24	0	30	57	21	0	10	36	44	0	350	4382
5:00 PM	20	55	10	0	40	46	23	0	31	37	20	0	10	30	42	0	364	4431
5:05 PM	12	82	6	0	19	51	20	0	46	47	12	1	16	25	29	0	366	4408
5:10 PM	5	56	5	0	23	38	21	0	46	57	12	0	9	48	47	0	367	4414
5:15 PM	23	80	10	0	21	54	24	0	31	33	10	0	9	30	33	0	358	4382
5:20 PM	11	60	7	0	24	50	16	0	47	42	15	0	15	32	35	0	354	4367
5:25 PM	13	56	6	0	34	47	23	0	30	45	14	0	8	31	25	0	332	4323
5:30 PM	14	82	9	0	25	30	21	0	51	51	16	0	11	39	32	0	381	4347
5:35 PM	12	56	2	0	30	57	21	0	35	40	16	0	10	37	21	0	337	4313
5:40 PM	17	82	8	0	30	54	21	0	17	27	11	0	10	10	28	0	315	4266
5:45 PM	13	57	7	0	27	34	25	0	34	42	15	0	13	24	34	0	325	4207
5:50 PM	12	52	8	0	18	53	24	0	30	22	15	0	14	22	25	0	295	4144
5:55 PM	20	51	5	0	27	47	17	0	25	48	13	0	12	27	28	0	320	4114
Peak 15-Min Flowrates	Northbound				Southbound				Eastbound				Westbound				Total	
All Vehicles	164	728	84	0	364	592	332	0	488	600	224	0	132	368	484	0	4560	
Heavy Trucks	0	12	4		12	28	28		12	12	4		0	20	16		148	
Pedestrians		0				0				0				0			0	
Bicycles																		
Railroad																		
Stopped Buses																		

Comments: