

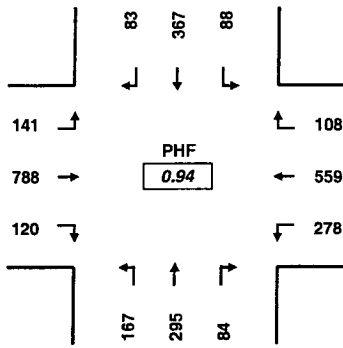
INTERSECTION: NE Covington Rd--NE Forth Plain Blvd--
 PROJECT ID#: 6552
 QC JOB #: 10035604

START TIME: 4:00 PM
 END TIME: 6:00 PM
 DATE: 4/22/2004

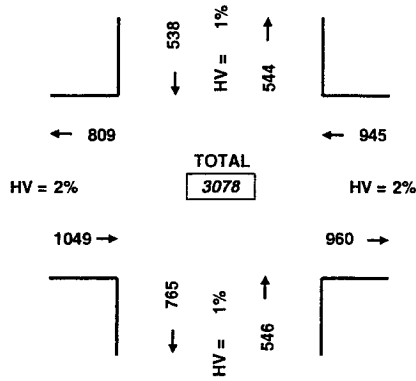


QUALITY COUNTS
 16285 SW 85th Avenue, Ste. 105
 Tigard, OR 97224
 Phone: 503-620-4242
 Fax: 503-620-4545
 email: jrw@qualitycounts.net
 www.qualitycounts.net

PEAK HOUR TURNING MOVEMENTS



PEAK HOUR LINK VOLUMES



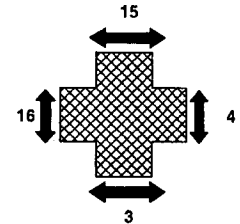
PHF
 0.94

TOTAL
 3078

PEAK HOUR: 4:30 PM TO 5:30 PM

PEAK 15 MINUTES: 5:00 PM TO 5:15 PM

PEAK HOUR PED CROSSING VOLUMES



5-MINUTE COUNT PERIOD BEGINNING AT	NE Covington Rd-- (Southbound)			NE Forth Plain Blvd-- (Westbound)			NE Gher Rd-- (Northbound)			NE Forth Plain Blvd-- (Eastbound)			Crosswalk Usage (Peds By Approach)				TOTAL	
	Right	Thru	Left	Right	Thru	Left	Right	Thru	Left	Right	Thru	Left	North	East	South	West	Veh	Peds
4:00 PM	5	22	10	7	52	14	11	12	15	15	52	5	3	1	1	2	220	7
4:05 PM	4	21	7	6	28	14	7	29	8	9	30	4	0	1	0	0	167	1
4:10 PM	5	23	2	7	60	26	7	11	10	10	74	21	0	0	0	0	256	0
4:15 PM	5	22	10	7	45	20	10	27	9	11	40	12	0	0	0	0	218	0
4:20 PM	8	30	4	8	37	11	10	18	17	14	44	11	2	0	0	0	212	2
4:25 PM	7	23	4	8	48	20	6	12	6	6	56	16	3	2	1	0	212	6
4:30 PM	2	20	13	11	44	15	3	13	20	5	76	6	2	1	0	0	228	3
4:35 PM	5	27	3	9	51	36	4	23	11	9	73	6	5	0	0	0	257	5
4:40 PM	5	36	8	13	43	30	11	31	7	3	58	13	2	1	0	3	258	6
4:45 PM	11	35	11	3	25	20	8	24	25	3	44	14	1	0	0	0	223	1
4:50 PM	7	32	10	17	58	26	5	13	11	7	104	5	0	0	0	0	295	0
4:55 PM	11	27	4	15	45	28	8	10	8	3	45	21	5	0	0	1	225	6
5:00 PM	13	39	4	7	49	21	8	39	19	9	56	8	0	1	1	3	272	5
5:05 PM	4	28	5	6	45	16	15	25	14	23	76	6	0	0	0	5	263	5
5:10 PM	4	20	7	7	60	27	6	36	11	17	65	20	0	1	0	1	280	2
5:15 PM	7	41	10	8	45	20	3	26	17	12	66	11	0	0	1	0	266	1
5:20 PM	8	39	7	9	51	23	4	28	14	14	63	13	0	0	0	3	273	3
5:25 PM	6	23	6	3	43	16	9	27	10	15	62	18	0	0	1	0	238	1
5:30 PM	3	22	8	9	50	24	7	10	14	16	63	9	0	0	0	0	235	0
5:35 PM	10	35	8	9	29	23	12	32	9	13	66	13	0	0	4	1	259	5
5:40 PM	6	34	11	10	41	23	8	16	5	16	60	12	0	0	2	0	242	2
5:45 PM	6	11	7	8	63	18	5	19	17	4	65	16	0	0	0	0	239	0
5:50 PM	10	23	11	3	33	27	7	13	12	15	45	13	0	0	0	0	212	0
5:55 PM	11	18	3	6	52	13	5	14	12	13	76	11	0	0	0	0	234	0
HOURLY TOTALS	Southbound			Westbound			Northbound			Eastbound			Pedestrians By Approach				TOTAL	
	Right	Thru	Left	Right	Thru	Left	Right	Thru	Left	Right	Thru	Left	North	East	South	West	Veh	Peds
4:00 PM	75	318	86	111	536	260	90	223	147	95	696	134	23	6	2	6	2771	37
4:15 PM	82	339	83	111	550	270	94	271	158	110	737	138	20	6	2	13	2943	41
4:30 PM	83	367	88	108	559	278	84	295	167	120	788	141	15	4	3	16	3078	38
4:45 PM	90	375	91	103	541	267	93	286	157	148	770	150	6	2	9	14	3071	31
5:00 PM	88	333	87	85	561	251	89	285	154	167	763	150	0	2	9	13	3013	24