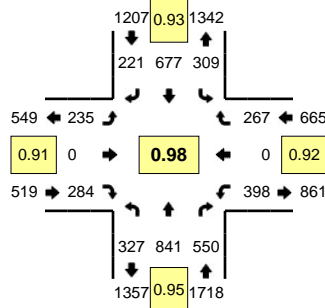
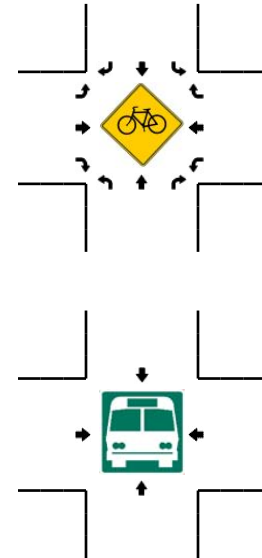
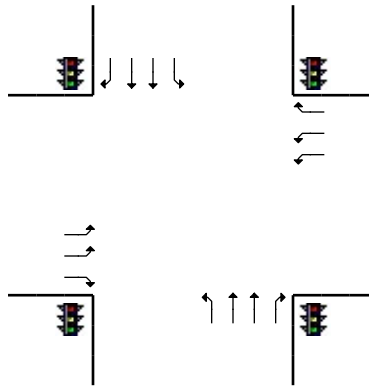
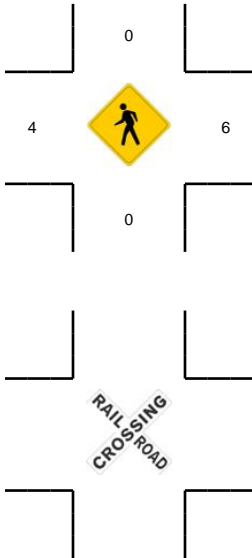
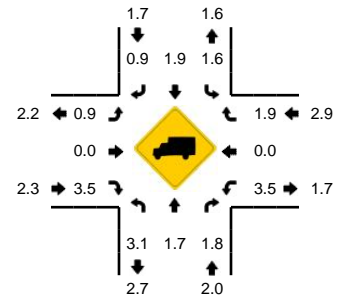


LOCATION: NE Andresen Rd -- SR 500 Ramps
CITY/STATE: Vancouver, WA

QC JOB #: 10396304
DATE: 12/3/2008



Peak-Hour: 4:00 PM -- 5:00 PM
Peak 15-Min: 4:00 PM -- 4:15 PM



5-Min Count Period Beginning At	NE Andresen Rd (Northbound)				NE Andresen Rd (Southbound)				SR 500 Ramps (Eastbound)				SR 500 Ramps (Westbound)				Total	Hourly Totals
	Left	Thru	Right	U	Left	Thru	Right	U	Left	Thru	Right	U	Left	Thru	Right	U		
4:00 PM	35	63	38	0	32	60	13	0	18	0	24	0	25	0	23	0	331	
4:05 PM	33	68	58	0	31	60	14	0	14	0	21	0	35	0	27	0	361	
4:10 PM	30	67	40	0	25	74	22	0	15	0	18	0	33	0	30	0	354	
4:15 PM	20	68	35	0	25	43	15	0	29	0	26	0	37	0	18	1	317	
4:20 PM	17	73	52	0	23	67	21	0	16	0	25	0	32	0	21	0	347	
4:25 PM	22	73	45	0	29	59	15	0	24	0	23	0	38	0	19	0	347	
4:30 PM	32	53	49	0	17	59	18	0	26	0	26	0	28	0	26	0	334	
4:35 PM	33	73	48	0	28	47	19	0	16	0	22	0	36	0	18	0	340	
4:40 PM	31	82	47	0	23	56	21	0	13	0	33	0	24	0	25	0	355	
4:45 PM	20	70	57	0	27	58	26	0	16	0	12	1	20	0	19	0	326	
4:50 PM	30	72	41	0	26	41	14	0	28	0	21	0	55	0	19	1	348	
4:55 PM	24	79	40	0	23	53	23	0	19	0	33	0	33	0	22	0	349	4109
5:00 PM	23	60	47	0	30	45	24	0	12	0	20	0	27	0	16	0	304	4082
5:05 PM	31	79	59	0	29	63	22	0	17	0	12	0	24	0	18	1	355	4076
5:10 PM	30	68	53	0	27	54	31	0	22	0	25	0	32	0	21	0	363	4085
5:15 PM	24	73	46	0	26	52	22	0	22	0	22	0	29	0	16	1	333	4101
5:20 PM	19	65	39	0	33	41	19	0	25	0	23	0	44	0	16	0	324	4078
5:25 PM	20	74	36	0	15	47	26	0	12	0	22	0	19	0	28	0	299	4030
5:30 PM	30	66	45	0	26	45	23	0	20	0	18	0	38	0	12	0	323	4019
5:35 PM	17	73	41	0	10	51	31	0	29	0	19	0	31	0	19	1	322	4001
5:40 PM	18	60	38	0	22	58	24	0	10	0	32	0	26	0	20	0	308	3954
5:45 PM	24	58	28	0	14	49	17	1	17	0	24	0	33	0	26	0	291	3919
5:50 PM	20	68	33	0	17	39	15	0	12	0	16	0	31	0	23	0	274	3845
5:55 PM	21	54	49	0	26	51	16	0	17	0	18	0	37	0	23	0	312	3808
Peak 15-Min Flowrates	Northbound				Southbound				Eastbound				Westbound				Total	
All Vehicles	392	792	544	0	352	776	196	0	188	0	252	0	372	0	320	0	4184	
Heavy Trucks	16	8	8		0	20	0		4	0	8		24	0	12		100	
Pedestrians		0				0				8				8			16	
Bicycles																		
Railroad																		
Stopped Buses																		

Comments: