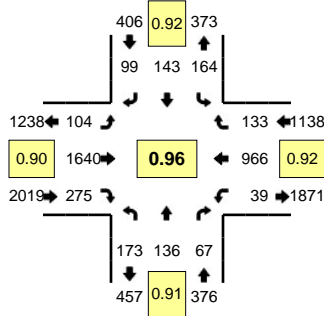
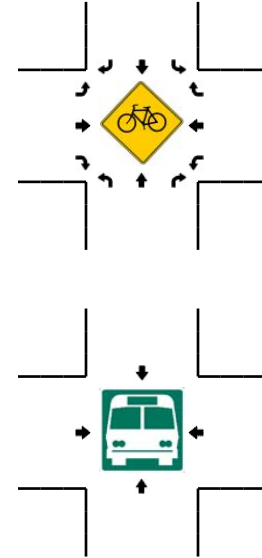
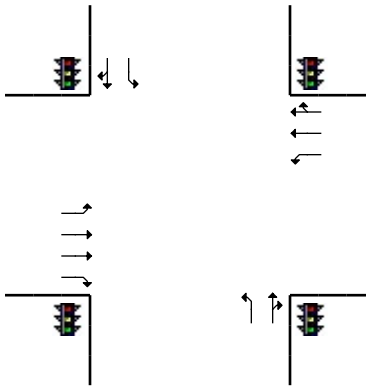
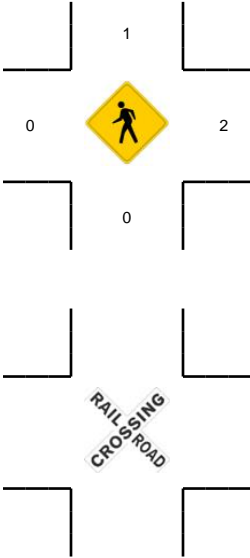
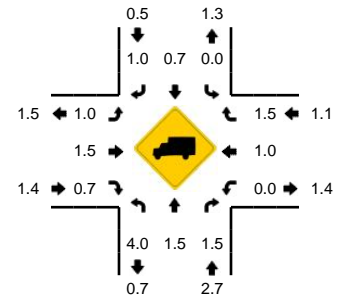


**LOCATION:** NE 121st Ave -- NE Fourth Plain Blvd  
**CITY/STATE:** Vancouver, WA

**QC JOB #:** 10396608  
**DATE:** 11/19/2008



**Peak-Hour: 4:30 PM -- 5:30 PM**  
**Peak 15-Min: 5:00 PM -- 5:15 PM**



5-Min Count Period Beginning At	NE 121st Ave (Northbound)				NE 121st Ave (Southbound)				NE Fourth Plain Blvd (Eastbound)				NE Fourth Plain Blvd (Westbound)				Total	Hourly Totals
	Left	Thru	Right	U	Left	Thru	Right	U	Left	Thru	Right	U	Left	Thru	Right	U		
4:00 PM	18	13	5	0	14	9	11	0	13	118	22	0	2	63	14	0	302	
4:05 PM	20	14	5	0	15	12	17	0	11	132	21	0	5	69	11	0	332	
4:10 PM	16	8	6	0	16	11	10	0	17	122	27	0	4	73	13	0	323	
4:15 PM	12	19	5	0	12	13	5	0	17	131	19	0	5	61	11	0	310	
4:20 PM	8	13	4	0	21	17	3	0	14	108	25	0	3	75	15	0	306	
4:25 PM	17	10	4	0	23	11	10	0	8	131	21	0	4	68	15	0	322	
4:30 PM	15	21	10	0	7	15	14	0	8	140	28	0	2	80	6	0	346	
4:35 PM	16	11	8	0	14	10	11	0	7	100	15	0	7	74	15	0	288	
4:40 PM	18	10	4	0	13	14	12	0	5	143	28	0	1	61	7	0	316	
4:45 PM	17	13	5	0	13	14	9	0	10	122	22	0	4	80	12	0	321	
4:50 PM	13	9	3	0	18	12	6	0	10	148	18	0	1	80	8	0	326	
4:55 PM	13	14	6	0	16	7	11	0	10	122	25	0	3	82	16	0	325	3817
5:00 PM	19	18	8	0	15	12	7	0	7	144	20	0	4	79	15	0	348	3863
5:05 PM	20	9	5	0	18	14	10	0	9	116	19	0	7	99	7	0	333	3864
5:10 PM	11	8	5	0	17	18	5	0	7	146	29	0	1	89	14	0	350	3891
5:15 PM	9	9	7	0	8	10	7	0	9	169	25	0	1	79	8	0	341	3922
5:20 PM	8	7	5	0	11	8	4	0	9	141	24	0	6	72	13	0	308	3924
5:25 PM	14	7	1	0	14	9	3	0	13	149	22	0	2	91	12	0	337	3939
5:30 PM	11	7	5	0	12	10	5	0	7	128	17	0	6	82	15	0	305	3898
5:35 PM	13	8	4	0	17	12	7	0	13	119	22	0	1	66	9	0	291	3901
5:40 PM	15	18	5	0	9	9	7	0	6	111	29	0	2	79	10	0	300	3885
5:45 PM	17	7	4	0	7	10	13	0	9	136	14	0	4	81	11	0	313	3877
5:50 PM	4	6	4	0	10	6	9	0	7	123	24	0	5	60	13	0	271	3822
5:55 PM	11	3	2	0	8	11	2	0	7	98	23	0	1	69	8	0	243	3740
Peak 15-Min Flowrates	Northbound				Southbound				Eastbound				Westbound				Total	
	Left	Thru	Right	U	Left	Thru	Right	U	Left	Thru	Right	U	Left	Thru	Right	U		
All Vehicles	200	140	72	0	200	176	88	0	92	1624	272	0	48	1068	144	0	4124	
Heavy Trucks	0	0	4		0	4	0		4	28	0		0	4	4		48	
Pedestrians			0				0				0			4			4	
Bicycles																		
Railroad																		
Stopped Buses																		

Comments: