



*RU*

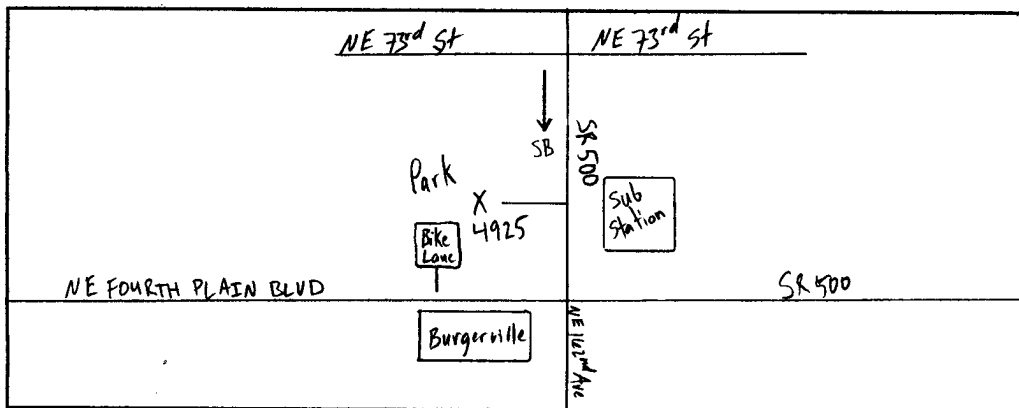
Interval <input type="checkbox"/> 60 min.	<input checked="" type="checkbox"/> 15 min.
<input type="checkbox"/> Binned(CL/SP)	<input checked="" type="checkbox"/> Count(volume)
Lane No <input type="checkbox"/> 1 <input type="checkbox"/> 2	
Direction Channel 1 _____	
Direction Channel 2 _____	
Unique ID# _____	

Counter No. <u>184925</u>	Count ID <u>ATR</u>
SR <u>500 RRT/RRQ</u>	MP <u>8.30</u>
Leg <u>1</u>	Direction <u>SB</u> OSID _____

Station Description \_ ON SR 500 N/O NE FOURTH PLAIN BLVD/NE 162ND AVE

Date	Day	Time	Comments
4/30/18	2	13:21	Manual (1) <u>1</u> (2) _____ Counter (1) <u>1</u> (2) _____ COUNTER SET OK SS/JM 6.5V
5/1/18	3	11:02	Manual (1) <u>50</u> (2) _____ Counter (1) <u>50</u> (2) _____ CHECK OK SS/JM 6.9V SOMEONE UNPLUGGED TUBE, FIXED AT 11:02
5/2/18	4	10:39	Manual (1) <u>50</u> (2) _____ Counter (1) <u>50</u> (2) _____ CHECK OK SS/JM 7.1V
5/3/18	5	<i>8:08</i>	Manual (1) <u>50</u> (2) _____ Counter (1) <u>48</u> (2) _____ check ok ss/jm 7.0v <i>SP-2</i>
5/4/18	6	<i>7:04</i>	Manual (1) <u>1</u> (2) _____ Counter (1) <u>1</u> (2) _____ PIU OK SS/JM 6.4v

Sketch



*S. Smith*  
Field Person



Ru

Interval  60 min.  15 min.  
 Binned(CL/SP)  Count(volume)  
Lane No  1  2

---

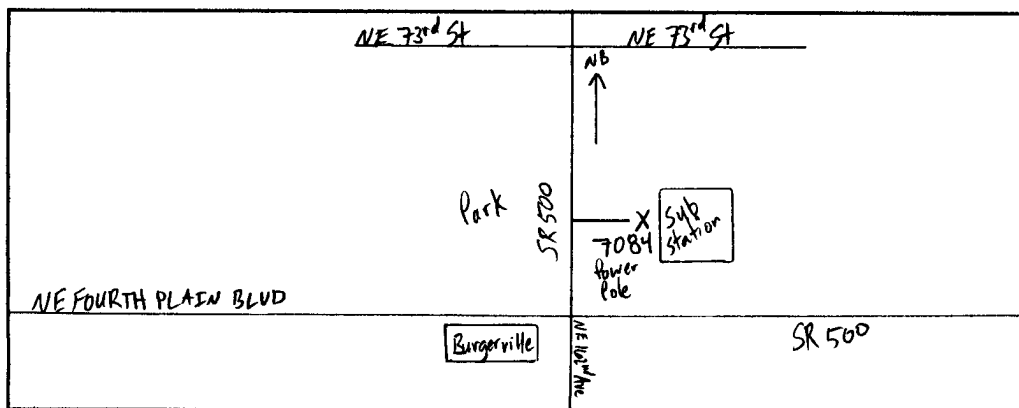
Direction Channel 1 \_\_\_\_\_  
Direction Channel 2 \_\_\_\_\_  
Unique ID# \_\_\_\_\_

Counter No. 187084 Count ID ATR  
SR 500 RRT/RRQ MP 8.30  
Leg 1 Direction NB OSID \_\_\_\_\_

Station Description \_ ON SR 500 N/O NE FOURTH PLAIN BLVD/NE 162ND AVE

Date	Day	Time	Comments
4/30/18	2	13:23	Manual (1) <u>1</u> (2) _____ Counter (1) <u>1</u> (2) _____ COUNTER SET OK SS/JM 6.3V
5/1/18	3	11:04	Manual (1) <u>38</u> (2) _____ Counter (1) <u>38</u> (2) _____ CHECK OK SS/JM 7.0V
5/2/18	4	10:40	Manual (1) <u>50</u> (2) _____ Counter (1) <u>48</u> (2) _____ CHECK OK SS/JM 7.1V SP-2
5/3/18	5	8:09	Manual (1) <u>40</u> (2) _____ Counter (1) <u>40</u> (2) _____ check OK SS/JM 6.5v
5/4/18	6	7:03	Manual (1) <u>1</u> (2) _____ Counter (1) <u>1</u> (2) _____ PIU OK SS/JM 6.3v

Sketch



S. Smith  
Field Person

STATE OF WASHINGTON - DEPARTMENT OF TRANSPORTATION  
TRIP SYSTEM  
15 MINUTE TRAFFIC COUNT SUMMARY

SR 500	MP 008.30	OFF SYSTEM ID.	LEG 1	DIRECTION OF TRAFFIC	SOUTHBOUND	LANE ALL	OF																																									
COUNT IDENTIFIER	ATR	COUNTER NUMBER	184925	DESCRIPTION: ON SR 500 N/O FOURTH PLAIN BLVD/NE 162ND AVE																																												
04/30/18 MONDAY												PM HOURS												DAILY																								
AM HOURS																								TOTAL																								
12	1	2	3	4	5	6	7	8	9	10	11	12	1	2	3	4	5	6	7	8	9	10	11	12																								
1	2	3	4	5	6	7	8	9	10	11	12	1	2	3	4	5	6	7	8	9	10	11	12																									
00-15															141	163	311	286																														
15-30															162	206	324																															
30-45															154	177	249	289																														
45-00															157	200	207	293																														
HOUR	-----																																															
TOT															311	680	825	1217	286							3319																						

AM PEAK HOUR 0000 TO 0000 VOLUME 0  
 PM PEAK HOUR 0400 TO 0500 VOLUME 1217

TUBE UP

AM TOTAL 0  
 PM TOTAL 3319

05/01/18 TUESDAY												PM HOURS												DAILY																									
AM HOURS																								TOTAL																									
12	1	2	3	4	5	6	7	8	9	10	11	12	1	2	3	4	5	6	7	8	9	10	11	12																									
1	2	3	4	5	6	7	8	9	10	11	12	1	2	3	4	5	6	7	8	9	10	11	12																										
00-15															121	157	161	129	158	228	252	176	154	92	79	35	18																						
15-30															116	135	152	171	213	268	257	171	121	127	72	35	21																						
30-45															187	183	177	194	211	226	247	176	115	85	69	29	19																						
45-00															172	139	155	201	222	238	244	167	113	88	58	19	20																						
HOUR	-----																																																
TOT															596	614	645	695	804	960	1000	690	503	392	278	118	78	7373																					

TUBE UP

AM PEAK HOUR 1100 TO 1200 VOLUME 596  
 PM PEAK HOUR 0500 TO 0600 VOLUME 1000

AM TOTAL 596  
 PM TOTAL 6777

05/02/18 WEDNESDAY												PM HOURS												DAILY																									
AM HOURS																								TOTAL																									
12	1	2	3	4	5	6	7	8	9	10	11	12	1	2	3	4	5	6	7	8	9	10	11	12																									
1	2	3	4	5	6	7	8	9	10	11	12	1	2	3	4	5	6	7	8	9	10	11	12																										
00-15	14	2	3	7	14	57	176	287	256	207	147	120	157	149	171	179	186	219	164	148	102	97	60	20																									
15-30	6	2	4	4	26	78	226	325	276	197	150	156	149	165	183	171	234	244	184	125	117	90	47	19																									
30-45	7	4	5	13	34	125	260	346	245	162	159	155	167	185	169	208	215	247	148	145	88	55	38	15																									
45-00	10	3	9	24	44	143	263	357	243	130	133	163	172	177	179	175	231	224	171	125	92	53	24	10																									
HOUR	-----																																																
TOT	37	11	21	48	118	403	925	1315	1020	696	589	594	645	676	702	733	866	934	667	543	399	295	169	64	12470																								

AM PEAK HOUR 0700 TO 0800 VOLUME 1315  
 PM PEAK HOUR 0445 TO 0545 VOLUME 941

AM TOTAL 5777  
 PM TOTAL 6693

STATE OF WASHINGTON - DEPARTMENT OF TRANSPORTATION  
TRIP SYSTEM  
15 MINUTE TRAFFIC COUNT SUMMARY

SR 500	MP 008.30	OFF SYSTEM ID.	LEG 1	DIRECTION OF TRAFFIC	SOUTHBOUND	LANE ALL	OF																			
COUNT IDENTIFIER	ATR	COUNTER NUMBER	184925	DESCRIPTION:	ON SR 500 N/O FOURTH PLAIN BLVD/NE 162ND AVE																					
05/03/18 THURSDAY																										
				AM HOURS	-- --	PM HOURS																				
	12	1	2	3	4	5	6	7	8	9	10	11	12	1	2	3	4	5	6	7	8	9	10	11	12	DAILY TOTAL
	1	2	3	4	5	6	7	8	9	10	11	12	1	2	3	4	5	6	7	8	9	10	11	12		
00-15	12	4	5	10	13	42	150	266	296	244	177	145	140	153	152	173	222	213	212	160	112	67	60	21		
15-30	7	7	4	6	20	81	218	289	286	238	161	131	167	141	175	180	234	259	187	132	102	83	51	16		
30-45	10	7	2	10	28	122	244	373	244	186	152	165	157	148	177	227	246	262	191	133	108	69	33	20		
45-00	10	5	4	21	36	123	250	342	261	154	156	156	160	165	195	227	211	234	165	107	71	55	22	16		
HOUR	-----																									
TOT	39	23	15	47	97	368	862	1270	1087	822	646	597	624	607	699	807	913	968	755	532	393	274	166	73	12684	

AM PEAK HOUR 0715 TO 0815 VOLUME 1300 AM TOTAL 5873  
PM PEAK HOUR 0500 TO 0600 VOLUME 968 PM TOTAL 6811

05/04/18 FRIDAY																										
					AM HOURS	-- --	PM HOURS																			
	12	1	2	3	4	5	6	7	8	9	10	11	12	1	2	3	4	5	6	7	8	9	10	11	12	DAILY TOTAL
	1	2	3	4	5	6	7	8	9	10	11	12	1	2	3	4	5	6	7	8	9	10	11	12		
00-15	4	6	6	7	15	35	154																			
15-30	11	2	5	10	19	75	158																			
30-45	10	5	6	9	33	110	247																			
45-00	6	8	4	16	38	111	227																			
HOUR	-----																									
TOT	31	21	21	42	105	331	786																		1337	

AM PEAK HOUR 0600 TO 0700 VOLUME 786 AM TOTAL 1337  
PM PEAK HOUR 0000 TO 0000 VOLUME 0 PM TOTAL 0

04/30/18 THRU 05/04/18  
TOTAL HOURS FOR COUNT 72

2 DAYS FACTOR GROUP GR-02 FACTOR GROUP GR-B2  
AVG WEEKDAY VOL 12577 X SEASONAL ADJ. FACTOR 0.9100 = 11445 X AXLE CORR FACTOR 0.9803 = ESTIMATED AVG DAILY TRAFFIC 11220

STATE OF WASHINGTON - DEPARTMENT OF TRANSPORTATION  
T R I P S S Y S T E M  
15 MINUTE TRAFFIC COUNT SUMMARY

SR 500	MP 008.30	OFF SYSTEM ID.	LEG 1	DIRECTION OF TRAFFIC NORTHBOUND												LANE ALL OF											
COUNT IDENTIFIER	ATR	COUNTER NUMBER	187084	DESCRIPTION: ON SR 500 N/O FOURTH PLAIN BLVD/NE 162ND AVE																							
04/30/18 MONDAY												PM HOURS												DAILY			
AM HOURS																								TOTAL			
12	1	2	3	4	5	6	7	8	9	10	11	12	1	2	3	4	5	6	7	8	9	10	11	12			
00-15													153	237	344	346	310	190	167	100	62	45					
15-30													209	289	343	392	323	203	160	112	72	42					
30-45													162	270	266	343	398	249	168	131	77	53	34				
45-00													157	216	300	348	301	186	169	126	75	34	19				
HOUR	-----																										
TOT													319	848	1092	1378	1437	1068	730	584	364	221	140	8181			

AM PEAK HOUR 0000 TO 0000 VOLUME 0 AM TOTAL 0  
PM PEAK HOUR 0445 TO 0545 VOLUME 1484 PM TOTAL 8181

05/01/18 TUESDAY												PM HOURS												DAILY		
AM HOURS																								TOTAL		
12	1	2	3	4	5	6	7	8	9	10	11	12	1	2	3	4	5	6	7	8	9	10	11	12		
00-15	19	11	5	8	5	20	36	147	173	135	144	115	180	196	208	209	319	367	302	176	138	104	82	40		
15-30	26	14	4	3	4	21	75	172	155	111	134	123	187	165	225	312	321	417	338	201	169	117	76	31		
30-45	12	8	7	3	13	23	105	179	133	130	115	149	199	180	272	270	369	372	270	158	131	70	46	34		
45-00	8	11	5	5	13	42	98	211	142	110	115	170	158	186	218	323	367	345	235	164	127	74	45	32		
HOUR	-----																									
TOT	65	44	21	19	35	106	314	709	603	486	508	557	724	727	923	1114	1376	1501	1145	699	565	365	249	137	12992	

AM PEAK HOUR 0715 TO 0815 VOLUME 735 AM TOTAL 3467  
PM PEAK HOUR 0445 TO 0545 VOLUME 1523 PM TOTAL 9525

05/02/18 WEDNESDAY												PM HOURS												DAILY		
AM HOURS																								TOTAL		
12	1	2	3	4	5	6	7	8	9	10	11	12	1	2	3	4	5	6	7	8	9	10	11	12		
00-15	28	8	10	4	6	17	38	137	161	148	102	128	147	221	205	240	312	346	271	216	138	137	77	57		
15-30	27	11	3	6	5	18	82	187	135	174	114	143	187	194	212	279	345	388	290	190	186	120	63	40		
30-45	17	6	8	5	12	30	103	189	131	134	119	142	162	189	282	297	330	379	253	168	172	113	63	24		
45-00	8	9	10	8	9	30	110	204	114	129	130	129	175	210	227	306	375	325	241	182	153	88	53	21		
HOUR	-----																									
TOT	80	34	31	23	32	95	333	717	541	585	465	542	671	814	926	1122	1362	1438	1055	756	649	458	256	142	13127	

AM PEAK HOUR 0715 TO 0815 VOLUME 741 AM TOTAL 3478  
PM PEAK HOUR 0445 TO 0545 VOLUME 1488 PM TOTAL 9649

STATE OF WASHINGTON - DEPARTMENT OF TRANSPORTATION  
 TRIP SYSTEM  
 15 MINUTE TRAFFIC COUNT SUMMARY

SR 500	MP 008.30	OFF SYSTEM ID.	LEG 1	DIRECTION OF TRAFFIC NORTHBOUND																	LANE ALL OF					
COUNT IDENTIFIER	ATR	COUNTER NUMBER	187084	DESCRIPTION: ON SR 500 N/O FOURTH PLAIN BLVD/NE 162ND AVE																						
05/03/18 THURSDAY				AM HOURS											PM HOURS											DAILY
	12	1	2	3	4	5	6	7	8	9	10	11	12	1	2	3	4	5	6	7	8	9	10	11	TOTAL	
00-15	19	10	2	4	8	14	53	146	165	128	118	129	202	191	209	255	286	344	283	232	176	129	78	34		
15-30	19	18	1	4	6	25	74	191	169	169	120	134	173	170	198	259	351	400	299	218	162	141	85	28		
30-45	23	11	4	6	16	26	104	192	131	110	137	142	171	183	244	300	352	419	278	202	156	111	68	28		
45-00	18	7	9	9	14	39	109	243	109	128	156	176	173	184	235	341	333	394	266	191	163	79	51	27		
HOUR	-----																									
TOT	79	46	16	23	44	104	340	772	574	535	531	581	719	728	886	1155	1322	1557	1126	843	657	460	282	117	13497	

AM PEAK HOUR 0715 TO 0815 VOLUME 791 AM TOTAL 3645  
 PM PEAK HOUR 0500 TO 0600 VOLUME 1557 PM TOTAL 9852

05/04/18 FRIDAY				AM HOURS											PM HOURS											DAILY
	12	1	2	3	4	5	6	7	8	9	10	11	12	1	2	3	4	5	6	7	8	9	10	11	TOTAL	
00-15	27	8	11	9	2	17	44																			
15-30	21	11	6	5	5	22	80																			
30-45	22	8	6	7	15	28	92																			
45-00	14	11	1	9	15	35	118																			
HOUR	-----																									
TOT	84	38	24	30	37	102	334																		649	

AM PEAK HOUR 0600 TO 0700 VOLUME 334 AM TOTAL 649  
 PM PEAK HOUR 0000 TO 0000 VOLUME 0 PM TOTAL 0

04/30/18 THRU 05/04/18  
 TOTAL HOURS FOR COUNT 89

3 DAYS FACTOR GROUP GR-02 FACTOR GROUP GR-B2  
 AVG WEEKDAY VOL 13205 X SEASONAL ADJ. FACTOR 0.9100 = 12017 X AXLE CORR FACTOR 0.9803 = ESTIMATED AVG DAILY TRAFFIC 11780

STATE OF WASHINGTON - DEPARTMENT OF TRANSPORTATION  
TRIP SYSTEM  
15 MINUTE TRAFFIC COUNT SUMMARY

SR 500	MP 008.30	OFF SYSTEM ID.	LEG 1	DIRECTION OF TRAFFIC BOTH WAYS												LANE ALL OF											
COUNT IDENTIFIER	ATR	COUNTER NUMBER	187084	DESCRIPTION: ON SR 500 N/O FOURTH PLAIN BLVD/NE 162ND AVE																							
04/30/18 MONDAY			AM HOURS												PM HOURS												DAILY
	12	1	2	3	4	5	6	7	8	9	10	11	12	1	2	3	4	5	6	7	8	9	10	11	12	TOTAL	
00-15															294	400	655	632									
15-30															371	495	667	392									
30-45														316	447	515	632	398									
45-00														314	416	507	641	301									
HOUR	-----																										
TOT														630	1528	1917	2595	1723								8393	

AM PEAK HOUR 0000 TO 0000 VOLUME 0  
 PM PEAK HOUR 0400 TO 0500 VOLUME 2595

TUBE UP SB

AM TOTAL 0  
 PM TOTAL 8393

05/01/18 TUESDAY			AM HOURS												PM HOURS												DAILY
	12	1	2	3	4	5	6	7	8	9	10	11	12	1	2	3	4	5	6	7	8	9	10	11	12	TOTAL	
00-15														236	337	357	337	367	547	619	478	330	230	183	117	58	
15-30														239	322	317	396	525	589	674	509	322	296	189	111	52	
30-45														336	382	357	466	481	595	619	446	273	216	139	75	53	
45-00														342	297	341	419	545	605	589	402	277	215	132	64	52	
HOUR	-----																										
TOT														1153	1338	1372	1618	1918	2336	2501	1835	1202	957	643	367	215	17455

TUBE UP SB

AM PEAK HOUR 1100 TO 1200 VOLUME 1153  
 PM PEAK HOUR 0445 TO 0545 VOLUME 2517

AM TOTAL 1153  
 PM TOTAL 16302

05/02/18 WEDNESDAY			AM HOURS												PM HOURS												DAILY
	12	1	2	3	4	5	6	7	8	9	10	11	12	1	2	3	4	5	6	7	8	9	10	11	12	TOTAL	
00-15	42	10	13	11	20	74	214	424	417	355	249	248	304	370	376	419	498	565	435	364	240	234	137	77			
15-30	33	13	7	10	31	96	308	512	411	371	264	299	336	359	395	450	579	632	474	315	303	210	110	59			
30-45	24	10	13	18	46	155	363	535	376	296	278	297	329	374	451	505	545	626	401	313	260	168	101	39			
45-00	18	12	19	32	53	173	373	561	357	259	263	292	347	387	406	481	606	549	412	307	245	141	77	31			
HOUR	-----																										
TOT	117	45	52	71	150	498	1258	2032	1561	1281	1054	1136	1316	1490	1628	1855	2228	2372	1722	1299	1048	753	425	206	25597		

AM PEAK HOUR 0700 TO 0800 VOLUME 2032  
 PM PEAK HOUR 0445 TO 0545 VOLUME 2429

AM TOTAL 9255  
 PM TOTAL 16342

STATE OF WASHINGTON - DEPARTMENT OF TRANSPORTATION  
T R I P S S Y S T E M  
15 MINUTE TRAFFIC COUNT SUMMARY

SR 500	MP 008.30	OFF SYSTEM ID.	LEG 1	DIRECTION OF TRAFFIC BOTH WAYS												LANE ALL OF											
COUNT IDENTIFIER	ATR	COUNTER NUMBER	187084	DESCRIPTION: ON SR 500 N/O FOURTH PLAIN BLVD/NE 162ND AVE																							
05/03/18 THURSDAY		AM HOURS												PM HOURS												DAILY	
	12	1	2	3	4	5	6	7	8	9	10	11	12	1	2	3	4	5	6	7	8	9	10	11	12	TOTAL	
00-15	31	14	7	14	21	56	203	412	461	372	295	274	342	344	361	428	508	557	495	392	288	196	138	55			
15-30	26	25	5	10	26	106	292	480	455	407	281	265	340	311	373	439	585	659	486	350	264	224	136	44			
30-45	33	18	6	16	44	148	348	565	375	296	289	307	328	331	421	527	598	681	469	335	264	180	101	48			
45-00	28	12	13	30	50	162	359	585	370	282	312	332	333	349	430	568	544	628	431	298	234	134	73	43			
HOUR	-----																										
TOT	118	69	31	70	141	472	1202	2042	1661	1357	1177	1178	1343	1335	1585	1962	2235	2525	1881	1375	1050	734	448	190	26181		

AM PEAK HOUR 0715 TO 0815 VOLUME 2091 AM TOTAL 9518  
PM PEAK HOUR 0500 TO 0600 VOLUME 2525 PM TOTAL 16663

05/04/18 FRIDAY		AM HOURS												PM HOURS												DAILY
	12	1	2	3	4	5	6	7	8	9	10	11	12	1	2	3	4	5	6	7	8	9	10	11	12	TOTAL
00-15	31	14	17	16	17	52	198																			
15-30	32	13	11	15	24	97	238																			
30-45	32	13	12	16	48	138	339																			
45-00	20	19	5	25	53	146	345																			
HOUR	-----																									
TOT	115	59	45	72	142	433	1120																		1986	

AM PEAK HOUR 0600 TO 0700 VOLUME 1120 AM TOTAL 1986  
PM PEAK HOUR 0000 TO 0000 VOLUME 0 PM TOTAL 0

04/30/18 THRU 05/04/18  
TOTAL HOURS FOR COUNT 72

2 DAYS FACTOR GROUP GR-02 FACTOR GROUP GR-B2  
AVG WEEKDAY VOL 25889 X SEASONAL ADJ. FACTOR 0.9100 = 23559 X AXLE CORR FACTOR 0.9803 = ESTIMATED AVG DAILY TRAFFIC 23095

PEAK HOUR PERCENTAGES: K = 10.02 D = 53.10  
PEAK HOUR LOCATION : VOLUME = 2595 DATE: 04/30/18 TIME: 04:00 PM

NOTE: COUNT HIGH ?





*RU*

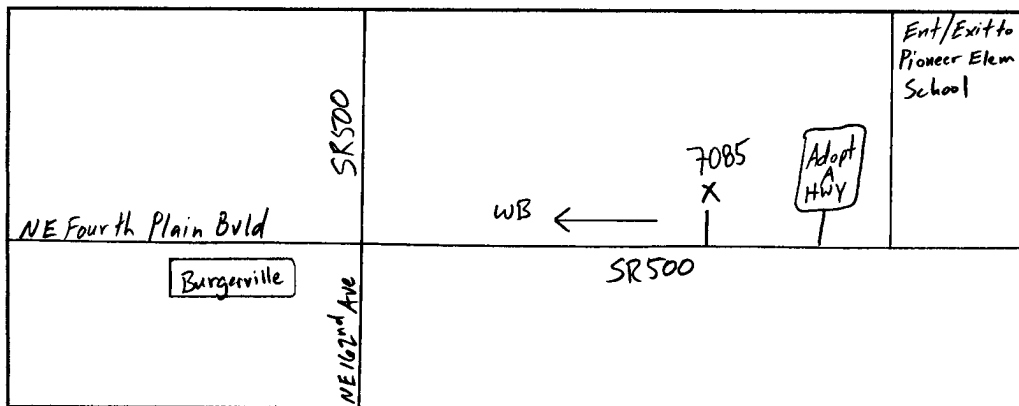
Interval <input type="checkbox"/> 60 min.	<input checked="" type="checkbox"/> 15 min.
<input type="checkbox"/> Binned(CL/SP)	<input checked="" type="checkbox"/> Count(volume)
Lane No <input type="checkbox"/> 1 <input type="checkbox"/> 2	
Direction Channel 1 _____	
Direction Channel 2 _____	
Unique ID# _____	

Counter No. <u>187085</u>	Count ID <u>HPMS</u>
SR <u>500 RRT/RRQ</u>	MP <u>8.30</u>
Leg <u>2</u>	Direction <u>WB</u> OSID _____

Station Description \_ ON SR 500 E/O NE FOURTH PLAIN BLVD/NE 162ND AVE

Date	Day	Time	Comments
4/30/18	2	13:36	Manual (1) <u>2</u> (2) _____ Counter (1) <u>2</u> (2) _____ COUNTER SET OK SS/JM 6.4V
5/1/18	3	11:14	Manual (1) <u>37</u> (2) _____ Counter (1) <u>37</u> (2) _____ CHECK OK SS/JM 6.4V
5/2/18	4	10:50	Manual (1) <u>24</u> (2) _____ Counter (1) <u>24</u> (2) _____ CHECK OK SS/JM 6.4V
5/3/18	5	<u>8:19</u>	Manual (1) <u>50</u> (2) _____ Counter (1) <u>50</u> (2) _____ check OK SS/JM 6.3v
5/4/18	6	<u>7:12</u>	Manual (1) <u>1</u> (2) _____ Counter (1) <u>1</u> (2) _____ PIU OK SS/JM 6.3v

Sketch



*S. Smith*  
Field Person



*Ru*

Interval  60 min.  15 min.  
 Binned(CL/SP)  Count(volume)  
Lane No  1  2

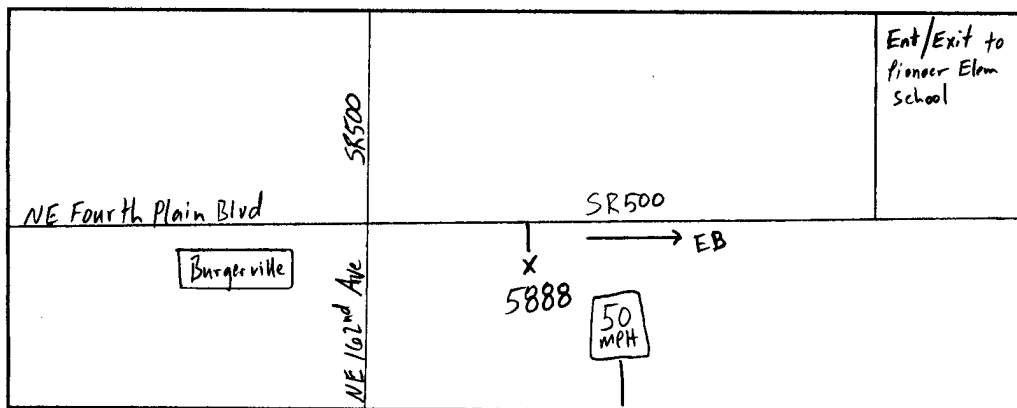
Direction Channel 1 \_\_\_\_\_  
Direction Channel 2 \_\_\_\_\_  
Unique ID# \_\_\_\_\_

Counter No. 185888 Count ID HPMS  
SR 500 RRT/RRQ \_\_\_\_\_ MP 8.30  
Leg 2 Direction EB OSID \_\_\_\_\_

Station Description ON SR 500 E/O NE FOURTH PLAIN BLVD/NE 162ND AVE

Date	Day	Time	Comments
4/30/18	2	13:34	Manual (1) <u>4</u> (2) _____ Counter (1) <u>4</u> (2) _____ COUNTER SET OK SS/JM 6.4V
5/1/18	3	11:12	Manual (1) <u>32</u> (2) _____ Counter (1) <u>32</u> (2) _____ CHECK OK SS/JM 6.4V
5/2/18	4	10:50	Manual (1) <u>21</u> (2) _____ Counter (1) <u>21</u> (2) _____ CHECK OK SS/JM 6.4V
5/3/18	5	8:17	Manual (1) <u>22</u> (2) _____ Counter (1) <u>22</u> (2) _____ check ok ss/jm 6.3v
5/4/18	6	7:12	Manual (1) <u>1</u> (2) _____ Counter (1) <u>1</u> (2) _____ PIU OK SS/JM 6.4v

Sketch



*S. Smith*  
Field Person

STATE OF WASHINGTON - DEPARTMENT OF TRANSPORTATION  
TRIP SYSTEM  
15 MINUTE TRAFFIC COUNT SUMMARY

SR 500	MP 008.30	OFF SYSTEM ID.	LEG 2	DIRECTION OF TRAFFIC WESTBOUND	LANE ALL OF
COUNT IDENTIFIER	HPMS	COUNTER NUMBER	187085	DESCRIPTION: ON SR 500 E/O NE FOURTH PLAIN BLVD/NE 162ND AVE	
04/30/18 MONDAY		AM HOURS		PM HOURS	
		12 1 2 3 4 5 6 7 8 9 10 11 12		1 2 3 4 5 6 7 8 9 10 11 12	DAILY TOTAL
00-15					
15-30					
30-45					
45-00					
HOUR					
TOT					

AM PEAK HOUR 0000 TO 0000 VOLUME 0 AM TOTAL 0  
 PM PEAK HOUR 0330 TO 0430 VOLUME 726 PM TOTAL 3479

05/01/18 TUESDAY	AM HOURS	PM HOURS	DAILY TOTAL
	12 1 2 3 4 5 6 7 8 9 10 11 12	1 2 3 4 5 6 7 8 9 10 11 12	
00-15			
15-30			
30-45			
45-00			
HOUR			
TOT			

AM PEAK HOUR 0730 TO 0830 VOLUME 781 AM TOTAL 3381  
 PM PEAK HOUR 0345 TO 0445 VOLUME 694 PM TOTAL 4149

05/02/18 WEDNESDAY	AM HOURS	PM HOURS	DAILY TOTAL
	12 1 2 3 4 5 6 7 8 9 10 11 12	1 2 3 4 5 6 7 8 9 10 11 12	
00-15			
15-30			
30-45			
45-00			
HOUR			
TOT			

AM PEAK HOUR 0715 TO 0815 VOLUME 711 AM TOTAL 3256  
 PM PEAK HOUR 0345 TO 0445 VOLUME 603 PM TOTAL 4272

STATE OF WASHINGTON - DEPARTMENT OF TRANSPORTATION  
 TRIP SYSTEM  
 15 MINUTE TRAFFIC COUNT SUMMARY

SR 500	MP 008.30	OFF SYSTEM ID.	LEG 2	DIRECTION OF TRAFFIC WESTBOUND																LANE ALL OF							
COUNT IDENTIFIER	HPMS	COUNTER NUMBER	187085	DESCRIPTION: ON SR 500 E/O NE FOURTH PLAIN BLVD/NE 162ND AVE																							
05/03/18 THURSDAY		AM HOURS												PM HOURS												DAILY	
		12	1	2	3	4	5	6	7	8	9	10	11	12	1	2	3	4	5	6	7	8	9	10	11	12	TOTAL
00-15	3	3	1	4	10	27	70	139	190	186	83	94	116	71	105	119	209	237	145	152	55	35	27	11			
15-30	7	4	4	3	22	38	98	148	162	190	111	92	81	89	123	151	129	202	128	103	31	37	25	10			
30-45	3	3	2	4	20	59	124	206	143	133	90	103	110	100	190	151	162	178	154	61	62	47	16	10			
45-00	7		2	10	17	40	100	241	118	104	92	110	125	94	113	199	149	170	161	78	54	18	13	5			
HOUR																											
TOT	20	10	9	21	69	164	392	734	613	613	376	399	432	354	531	620	649	787	588	394	202	137	81	36	8231		

AM PEAK HOUR 0730 TO 0830 VOLUME 799 AM TOTAL 3420  
 PM PEAK HOUR 0500 TO 0600 VOLUME 787 PM TOTAL 4811

05/04/18 FRIDAY		AM HOURS												PM HOURS												DAILY	
		12	1	2	3	4	5	6	7	8	9	10	11	12	1	2	3	4	5	6	7	8	9	10	11	12	TOTAL
00-15	8	1	3	4	10	21	74																				
15-30	7	4	3	16	42	73																					
30-45	5	4	6	6	21	39	94																				
45-00	2	4	3	7	16	55	118																				
HOUR																											
TOT	22	13	12	20	63	157	359																			646	

AM PEAK HOUR 0600 TO 0700 VOLUME 359 AM TOTAL 646  
 PM PEAK HOUR 0000 TO 0000 VOLUME 0 PM TOTAL 0

04/30/18 THRU 05/04/18  
 TOTAL HOURS FOR COUNT 89

3 DAYS FACTOR GROUP CB-02 FACTOR GROUP GR-B2  
 AVG WEEKDAY VOL 7763 X SEASONAL ADJ. FACTOR 0.9500 = 7375 X AXLE CORR FACTOR 0.9803 = ESTIMATED AVG DAILY TRAFFIC 7230

STATE OF WASHINGTON - DEPARTMENT OF TRANSPORTATION  
TRIP SYSTEM  
15 MINUTE TRAFFIC COUNT SUMMARY

SR 500	MP 008.30	OFF SYSTEM ID.	LEG 2	DIRECTION OF TRAFFIC	EASTBOUND	LANE ALL	OF																				
COUNT IDENTIFIER	HPMS	COUNTER NUMBER	185888	DESCRIPTION: ON SR 500 E/O NE FOURTH PLAIN BLVD/NE 162ND AVE																							
04/30/18	MONDAY	AM HOURS										PM HOURS										DAILY					
		12	1	2	3	4	5	6	7	8	9	10	11	12	1	2	3	4	5	6	7	8	9	10	11	12	TOTAL
		1	2	3	4	5	6	7	8	9	10	11	12	1	2	3	4	5	6	7	8	9	10	11	12		
00-15															128	117	140	167	121	91	91	61	56	22	13		
15-30															150	148	185	197	91	90	67	48	25	14			
30-45															151	198	191	173	114	65	60	37	19	17			
45-00														91	135	186	161	158	135	68	56	35	18	11			
HOUR		-----												-----												-----	
TOT														91	564	649	677	695	461	314	244	176	84	55	4010		

AM PEAK HOUR 0000 TO 0000 VOLUME 0 AM TOTAL 0  
 PM PEAK HOUR 0430 TO 0530 VOLUME 716 PM TOTAL 4010

05/01/18	TUESDAY	AM HOURS										PM HOURS										DAILY					
		12	1	2	3	4	5	6	7	8	9	10	11	12	1	2	3	4	5	6	7	8	9	10	11	12	TOTAL
		1	2	3	4	5	6	7	8	9	10	11	12	1	2	3	4	5	6	7	8	9	10	11	12		
00-15		8	6	3	1	1	5	48	115	144	170	85	68	85	87	133	137	158	186	141	103	66	62	35	15		
15-30		10	2	4	1	7	15	72	132	126	104	88	73	90	95	134	138	169	181	126	84	65	53	33	15		
30-45		9	1	3	3	5	36	86	214	128	78	84	87	95	112	123	205	201	191	117	94	71	39	13	15		
45-00		9	2	1		9	42	110	180	116	97	100	102	91	99	116	172	202	165	123	80	61	38	21	5		
HOUR		-----												-----												-----	
TOT		36	11	11	5	22	98	316	641	514	449	357	330	361	393	506	652	730	723	507	361	263	192	102	50	7630	

AM PEAK HOUR 0715 TO 0815 VOLUME 670 AM TOTAL 2790  
 PM PEAK HOUR 0430 TO 0530 VOLUME 770 PM TOTAL 4840

05/02/18	WEDNESDAY	AM HOURS										PM HOURS										DAILY					
		12	1	2	3	4	5	6	7	8	9	10	11	12	1	2	3	4	5	6	7	8	9	10	11	12	TOTAL
		1	2	3	4	5	6	7	8	9	10	11	12	1	2	3	4	5	6	7	8	9	10	11	12		
00-15		9	5	3	2	3	8	56	108	126	178	84	73	107	124	126	120	148	194	153	128	83	85	39	21		
15-30		7	3	1	4	3	12	68	124	121	88	79	88	106	157	125	148	171	207	122	81	70	46	36	13		
30-45		8	2		8	5	35	83	202	88	67	85	90	117	149	123	128	146	199	122	85	62	45	27	18		
45-00		10	4	4	1	7	29	89	169	106	73	79	116	106	117	133	164	156	173	132	78	80	44	17	9		
HOUR		-----												-----												-----	
TOT		34	14	8	15	18	84	296	603	441	406	327	367	436	547	507	560	621	773	529	372	295	220	119	61	7653	

AM PEAK HOUR 0715 TO 0815 VOLUME 621 AM TOTAL 2613  
 PM PEAK HOUR 0500 TO 0600 VOLUME 773 PM TOTAL 5040

STATE OF WASHINGTON - DEPARTMENT OF TRANSPORTATION  
T R I P S   S Y S T E M  
15 MINUTE TRAFFIC COUNT SUMMARY

SR 500	MP 008.30	OFF SYSTEM ID.	LEG 2	DIRECTION OF TRAFFIC EASTBOUND	LANE ALL OF																					
COUNT IDENTIFIER	HPMS	COUNTER NUMBER	185888	DESCRIPTION: ON SR 500 E/O NE FOURTH PLAIN BLVD/NE 162ND AVE																						
05/03/18 THURSDAY		AM HOURS											PM HOURS													
	12	1	2	3	4	5	6	7	8	9	10	11	12	1	2	3	4	5	6	7	8	9	10	11	DAILY	
	1	2	3	4	5	6	7	8	9	10	11	12	1	2	3	4	5	6	7	8	9	10	11	12	TOTAL	
00-15	9	2	4	1	1	4	51	120	147	218	79	74	103	118	131	126	195	263	162	129	65	66	37	19		
15-30	9	4	5	1	7	24	89	136	118	105	94	107	113	87	157	172	203	230	138	110	69	67	35	17		
30-45	8	3	2	4	6	33	97	219	104	75	88	99	103	89	121	232	199	210	151	96	48	41	23	15		
45-00	5	2	2	4	6	30	107	197	132	64	79	96	97	128	142	230	232	166	128	73	71	43	22	9		
HOUR	-----																									
TOT	31	11	13	10	20	91	344	672	501	462	340	376	416	422	551	760	829	869	579	408	253	217	117	60	8352	

AM PEAK HOUR 0715 TO 0815 VOLUME 699 AM TOTAL 2871  
PM PEAK HOUR 0445 TO 0545 VOLUME 935 PM TOTAL 5481

05/04/18 FRIDAY		AM HOURS											PM HOURS													
	12	1	2	3	4	5	6	7	8	9	10	11	12	1	2	3	4	5	6	7	8	9	10	11	DAILY	
	1	2	3	4	5	6	7	8	9	10	11	12	1	2	3	4	5	6	7	8	9	10	11	12	TOTAL	
00-15	5	4	6	2	2	10	48																			
15-30	8	2		4	5	21	69																			
30-45	7	3	2	4	6	23	92																			
45-00	7	7	1		3	27	77																			
HOUR	-----																									
TOT	27	16	9	10	16	81	286																		445	

AM PEAK HOUR 0600 TO 0700 VOLUME 286 AM TOTAL 445  
PM PEAK HOUR 0000 TO 0000 VOLUME 0 PM TOTAL 0

04/30/18 THRU 05/04/18  
TOTAL HOURS FOR COUNT 89

3 DAYS FACTOR GROUP CB-02 FACTOR GROUP GR-B2  
AVG WEEKDAY VOL 7878 X SEASONAL ADJ. FACTOR 0.9500 = 7484 X AXLE CORR FACTOR 0.9803 = ESTIMATED AVG DAILY TRAFFIC 7337

STATE OF WASHINGTON - DEPARTMENT OF TRANSPORTATION  
T R I P S   S Y S T E M  
15 MINUTE TRAFFIC COUNT SUMMARY

SR 500	MP 008.30	OFF SYSTEM ID.	LEG 2	DIRECTION OF TRAFFIC	BOTH WAYS	LANE ALL	OF																				
COUNT IDENTIFIER	HPMS	COUNTER NUMBER	185888	DESCRIPTION: ON SR 500 E/O NE FOURTH PLAIN BLVD/NE 162ND AVE																							
04/30/18	MONDAY	AM HOURS										PM HOURS										DAILY					
		12	1	2	3	4	5	6	7	8	9	10	11	12	1	2	3	4	5	6	7	8	9	10	11	12	TOTAL
		1	2	3	4	5	6	7	8	9	10	11	12	1	2	3	4	5	6	7	8	9	10	11	12		
00-15															233	242	347	310	213	200	116	85	35	23			
15-30															295	296	355	335	200	175	107	83	47	22			
30-45															311	352	312	303	188	128	107	62	24	27			
45-00														192	246	381	319	292	209	116	100	55	28	18			
HOUR		-----												-----												-----	
TOT														192	1085	1271	1333	1240	810	619	430	285	134	90	7489		

AM PEAK HOUR 0000 TO 0000 VOLUME 0 AM TOTAL 0  
PM PEAK HOUR 0330 TO 0430 VOLUME 1435 PM TOTAL 7489

05/01/18	TUESDAY	AM HOURS										PM HOURS										DAILY					
		12	1	2	3	4	5	6	7	8	9	10	11	12	1	2	3	4	5	6	7	8	9	10	11	12	TOTAL
		1	2	3	4	5	6	7	8	9	10	11	12	1	2	3	4	5	6	7	8	9	10	11	12		
00-15		12	10	4	4	11	41	121	252	326	345	189	139	189	189	220	262	351	398	230	173	131	90	51	30		
15-30		14	5	4	3	24	70	160	286	292	269	186	195	182	205	228	256	325	322	238	146	135	91	55	22		
30-45		11	7	11	8	20	71	198	393	250	192	181	182	177	228	289	345	347	305	216	163	117	67	29	20		
45-00		12	4	2	5	34	98	232	434	253	207	209	195	174	191	225	371	370	287	211	136	106	58	28	10		
HOUR		-----												-----												-----	
TOT		49	26	21	20	89	280	711	1365	1121	1013	765	711	722	813	962	1234	1393	1312	895	618	489	306	163	82	15160	

AM PEAK HOUR 0730 TO 0830 VOLUME 1445 AM TOTAL 6171  
PM PEAK HOUR 0415 TO 0515 VOLUME 1440 PM TOTAL 8989

05/02/18	WEDNESDAY	AM HOURS										PM HOURS										DAILY					
		12	1	2	3	4	5	6	7	8	9	10	11	12	1	2	3	4	5	6	7	8	9	10	11	12	TOTAL
		1	2	3	4	5	6	7	8	9	10	11	12	1	2	3	4	5	6	7	8	9	10	11	12		
00-15		17	6	6	5	16	50	126	230	268	358	173	153	197	233	221	227	282	341	245	223	157	133	64	30		
15-30		8	8	1	7	21	59	152	273	255	285	173	177	205	271	234	283	323	344	229	143	125	102	56	24		
30-45		13	4	5	14	25	76	196	389	200	162	205	164	206	310	305	255	303	352	235	151	126	85	39	27		
45-00		13	7	15	5	17	77	213	402	268	175	183	214	207	250	251	324	295	279	217	151	127	76	34	15		
HOUR		-----												-----												-----	
TOT		51	25	27	31	79	262	687	1294	991	980	734	708	815	1064	1011	1089	1203	1316	926	668	535	396	193	96	15181	

AM PEAK HOUR 0715 TO 0815 VOLUME 1332 AM TOTAL 5869  
PM PEAK HOUR 0445 TO 0545 VOLUME 1332 PM TOTAL 9312

STATE OF WASHINGTON - DEPARTMENT OF TRANSPORTATION  
T R I P S S Y S T E M  
15 MINUTE TRAFFIC COUNT SUMMARY

SR 500	MP 008.30	OFF SYSTEM ID.	LEG 2	DIRECTION OF TRAFFIC	BOTH WAYS	LANE ALL	OF																			
COUNT IDENTIFIER	HPMS	COUNTER NUMBER	185888	DESCRIPTION: ON SR 500 E/O NE FOURTH PLAIN BLVD/NE 162ND AVE																						
05/03/18 THURSDAY		AM HOURS										PM HOURS										DAILY				
	12	1	2	3	4	5	6	7	8	9	10	11	12	1	2	3	4	5	6	7	8	9	10	11	12	TOTAL
00-15	12	5	5	11	31	121	259	337	404	162	168	219	189	236	245	404	500	307	281	120	101	64	30			
15-30	16	8	9	4	29	62	187	284	280	295	205	199	194	176	280	323	332	432	266	213	100	104	60	27		
30-45	11	6	4	8	26	92	221	425	247	208	178	202	213	189	311	383	361	388	305	157	110	88	39	25		
45-00	12	2	4	14	23	70	207	438	250	168	171	206	222	222	255	429	381	336	289	151	125	61	35	14		
HOUR	-----																									
TOT	51	21	22	31	89	255	736	1406	1114	1075	716	775	848	776	1082	1380	1478	1656	1167	802	455	354	198	96	16583	

AM PEAK HOUR 0715 TO 0815 VOLUME 1484  
PM PEAK HOUR 0445 TO 0545 VOLUME 1701  
AM TOTAL 6291  
PM TOTAL 10292

05/04/18 FRIDAY		AM HOURS										PM HOURS										DAILY				
	12	1	2	3	4	5	6	7	8	9	10	11	12	1	2	3	4	5	6	7	8	9	10	11	12	TOTAL
00-15	13	5	9	6	12	31	122																			
15-30	15	6		7	21	63	142																			
30-45	12	7	8	10	27	62	186																			
45-00	9	11	4	7	19	82	195																			
HOUR	-----																									
TOT	49	29	21	30	79	238	645																			1091

AM PEAK HOUR 0600 TO 0700 VOLUME 645  
PM PEAK HOUR 0000 TO 0000 VOLUME 0  
AM TOTAL 1091  
PM TOTAL 0

04/30/18 THRU 05/04/18  
TOTAL HOURS FOR COUNT 89

3 DAYS FACTOR GROUP CB-02 FACTOR GROUP GR-B2  
AVG WEEKDAY VOL 15641 X SEASONAL ADJ. FACTOR 0.9500 = 14859 X AXLE CORR FACTOR 0.9803 = ESTIMATED AVG DAILY TRAFFIC 14566

PEAK HOUR PERCENTAGES: K = 10.88 D = 54.97  
PEAK HOUR LOCATION : VOLUME = 1701 DATE: 05/03/18 TIME: 04:45 PM