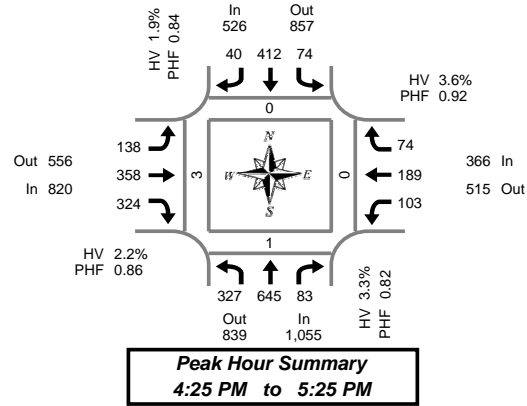


Total Vehicle Summary



Clay Carney
(503) 833-2740



NE 162nd Ave & NE 4th Plain Rd

Tuesday, March 07, 2006

4:00 PM to 6:00 PM

5-Minute Interval Summary

4:00 PM to 6:00 PM

Interval Start Time	Northbound NE 162nd Ave				Southbound NE 162nd Ave				Eastbound NE 4th Plain Rd				Westbound NE 4th Plain Rd				Interval Total	Pedestrians Crosswalk			
	L	T	R	Bikes	L	T	R	Bikes	L	T	R	Bikes	L	T	R	Bikes		North	South	East	West
4:00 PM	29	44	5	0	5	37	0	0	10	21	29	0	9	16	7	0	212	0	0	0	0
4:05 PM	30	57	8	0	6	30	2	0	13	16	22	0	12	14	14	0	224	0	0	0	0
4:10 PM	22	47	13	0	9	24	3	0	5	28	27	0	13	18	3	0	212	0	0	0	0
4:15 PM	18	45	6	0	8	50	2	0	15	19	32	0	12	19	4	0	230	0	0	0	0
4:20 PM	29	44	2	0	6	32	2	0	15	22	17	0	11	17	6	0	203	0	0	0	0
4:25 PM	40	45	8	0	6	39	3	0	6	34	21	0	12	17	7	0	238	0	0	0	0
4:30 PM	23	38	3	0	2	32	2	0	15	36	21	0	14	20	1	0	207	0	0	0	0
4:35 PM	22	61	11	0	6	34	2	0	5	22	25	0	6	14	7	0	215	0	0	0	0
4:40 PM	24	58	6	0	6	43	4	0	13	19	29	1	6	13	3	0	224	0	0	0	0
4:45 PM	25	58	12	0	10	32	5	0	10	34	33	0	7	17	6	0	249	0	0	0	0
4:50 PM	18	43	5	0	2	48	7	0	16	20	28	0	16	19	4	0	226	0	0	0	1
4:55 PM	34	46	1	0	10	26	3	0	3	25	25	0	7	10	4	0	194	0	0	0	0
5:00 PM	24	42	7	0	1	16	4	0	16	31	21	1	7	17	15	0	201	0	1	0	0
5:05 PM	23	59	10	0	6	38	3	0	9	38	27	0	5	11	5	0	234	0	0	0	0
5:10 PM	35	54	4	0	11	29	2	0	11	36	38	0	9	15	4	0	248	0	0	0	0
5:15 PM	36	89	10	0	10	38	2	0	18	26	26	0	2	13	7	0	277	0	0	0	2
5:20 PM	23	52	6	0	4	37	3	0	16	37	30	0	12	23	11	0	254	0	0	0	0
5:25 PM	18	61	5	0	5	46	2	1	9	25	25	0	12	14	9	0	231	0	0	0	0
5:30 PM	23	42	5	0	4	26	6	0	11	22	29	0	13	10	3	0	194	0	0	0	0
5:35 PM	35	55	5	0	10	42	0	0	13	20	21	0	9	5	9	0	224	0	0	0	0
5:40 PM	16	49	4	0	1	35	2	1	23	34	31	0	10	5	2	0	212	0	0	0	0
5:45 PM	20	38	1	0	5	33	1	0	16	30	20	0	10	22	7	0	203	0	0	0	0
5:50 PM	30	54	7	0	9	58	2	0	19	20	19	0	6	15	5	0	244	0	0	0	0
5:55 PM	29	48	0	0	5	26	2	0	15	31	21	0	10	11	4	0	202	0	0	0	0
Total Survey	626	1,229	144	0	147	851	64	2	302	646	617	2	230	355	147	0	5,358	0	1	0	3

15-Minute Interval Summary

4:00 PM to 6:00 PM

Interval Start Time	Northbound NE 162nd Ave				Southbound NE 162nd Ave				Eastbound NE 4th Plain Rd				Westbound NE 4th Plain Rd				Interval Total	Pedestrians Crosswalk			
	L	T	R	Bikes	L	T	R	Bikes	L	T	R	Bikes	L	T	R	Bikes		North	South	East	West
4:00 PM	81	148	26	0	20	91	5	0	28	65	78	0	34	48	24	0	648	0	0	0	0
4:15 PM	87	134	16	0	20	121	7	0	36	75	70	0	35	53	17	0	671	0	0	0	0
4:30 PM	69	157	20	0	14	109	8	0	33	77	75	1	26	47	11	0	646	0	0	0	0
4:45 PM	77	147	18	0	22	106	15	0	29	79	86	0	30	46	14	0	669	0	0	0	1
5:00 PM	82	155	21	0	18	83	9	0	36	105	86	1	21	43	24	0	683	0	1	0	0
5:15 PM	77	202	21	0	19	121	7	1	43	88	81	0	26	50	27	0	762	0	0	0	2
5:30 PM	74	146	14	0	15	103	8	1	47	76	81	0	32	20	14	0	630	0	0	0	0
5:45 PM	79	140	8	0	19	117	5	0	50	81	60	0	26	48	16	0	649	0	0	0	0
Total Survey	626	1,229	144	0	147	851	64	2	302	646	617	2	230	355	147	0	5,358	0	1	0	3

Peak Hour Summary

4:25 PM to 5:25 PM

By Approach	Northbound NE 162nd Ave				Southbound NE 162nd Ave				Eastbound NE 4th Plain Rd				Westbound NE 4th Plain Rd				Total	Pedestrians Crosswalk			
	In	Out	Total	Bikes	In	Out	Total	Bikes	In	Out	Total	Bikes	In	Out	Total	Bikes		North	South	East	West
Volume	1,055	839	1,894	0	526	857	1,383	0	820	556	1,376	2	366	515	881	0	2,767	0	1	0	3
%HV	3.3%				1.9%				2.2%				3.6%				2.7%				
PHF	0.82				0.84				0.86				0.92				0.89				

By Movement	Northbound NE 162nd Ave				Southbound NE 162nd Ave				Eastbound NE 4th Plain Rd				Westbound NE 4th Plain Rd				Total
	L	T	R	Total	L	T	R	Total	L	T	R	Total	L	T	R	Total	
Volume	327	645	83	1,055	74	412	40	526	138	358	324	820	103	189	74	366	2,767
%HV	3.7%	3.3%	2.4%	3.3%	0.0%	2.4%	0.0%	1.9%	1.4%	3.9%	0.6%	2.2%	1.0%	4.8%	4.1%	3.6%	2.7%
PHF	0.87	0.80	0.72	0.82	0.69	0.84	0.63	0.84	0.77	0.85	0.86	0.86	0.80	0.93	0.77	0.92	0.89

Rolling Hour Summary

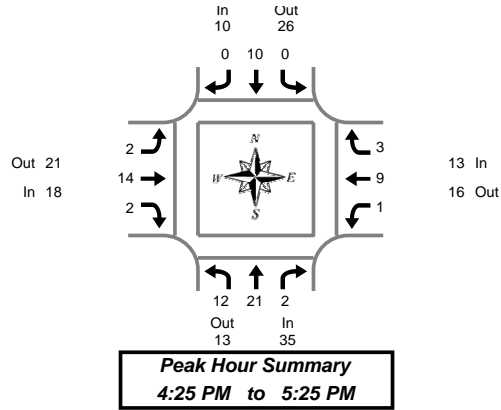
4:00 PM to 6:00 PM

Interval Start Time	Northbound NE 162nd Ave				Southbound NE 162nd Ave				Eastbound NE 4th Plain Rd				Westbound NE 4th Plain Rd				Interval Total	Pedestrians Crosswalk			
	L	T	R	Bikes	L	T	R	Bikes	L	T	R	Bikes	L	T	R	Bikes		North	South	East	West
4:00 PM	314	586	80	0	76	427	35	0	126	296	309	1	125	194	66	0	2,634	0	0	0	1
4:15 PM	315	593	75	0	74	419	39	0	134	336	317	2	112	189	66	0	2,669	0	1	0	1
4:30 PM	305	661	80	0	73	419	39	1	141	349	328	2	103	186	76	0	2,760	0	1	0	3
4:45 PM	310	650	74	0	74	413	39	2	155	348	334	1	109	159	79	0	2,744	0	1	0	3
5:00 PM	312	643	64	0	71	424	29	2	176	350	308	1	105	161	81	0	2,724	0	1	0	2

Heavy Vehicle Summary



Clay Carney
(503) 833-2740



NE 162nd Ave & NE 4th Plain Rd

Tuesday, March 07, 2006

4:00 PM to 6:00 PM

Heavy Vehicle 5-Minute Interval Summary 4:00 PM to 6:00 PM

Interval Start Time	Northbound NE 162nd Ave				Southbound NE 162nd Ave				Eastbound NE 4th Plain Rd				Westbound NE 4th Plain Rd				Interval Total
	L	T	R	Total	L	T	R	Total	L	T	R	Total	L	T	R	Total	
4:00 PM	1	4	0	5	0	2	0	2	0	1	1	2	0	1	1	2	11
4:05 PM	0	2	0	2	1	2	0	3	1	0	1	2	2	0	0	2	9
4:10 PM	1	0	1	2	0	2	0	2	0	0	0	0	0	0	0	0	4
4:15 PM	0	1	0	1	0	4	0	4	1	0	0	1	2	2	0	4	10
4:20 PM	1	3	0	4	1	1	0	2	0	0	1	1	0	2	0	2	9
4:25 PM	2	4	0	6	0	3	0	3	0	2	0	2	1	0	0	1	12
4:30 PM	1	0	0	1	0	0	0	0	0	3	0	3	0	2	0	2	6
4:35 PM	0	3	2	5	0	1	0	1	0	0	0	0	0	0	0	0	6
4:40 PM	0	1	0	1	0	2	0	2	1	1	1	3	0	0	0	0	6
4:45 PM	4	1	0	5	0	0	0	0	0	0	0	0	0	0	0	0	5
4:50 PM	1	2	0	3	0	1	0	1	1	0	0	1	0	2	0	2	7
4:55 PM	1	3	0	4	0	1	0	1	0	1	0	1	0	1	0	1	7
5:00 PM	1	0	0	1	0	0	0	0	0	1	0	1	0	1	0	1	3
5:05 PM	0	3	0	3	0	1	0	1	0	3	0	3	0	0	0	0	7
5:10 PM	2	2	0	4	0	1	0	1	0	3	1	4	0	1	2	3	12
5:15 PM	0	2	0	2	0	0	0	0	0	0	0	0	0	1	0	1	3
5:20 PM	0	0	0	0	0	0	0	0	0	0	0	0	0	1	1	2	2
5:25 PM	1	2	0	3	0	0	0	0	0	0	0	0	0	0	1	1	4
5:30 PM	1	2	0	3	0	0	0	0	0	0	0	0	1	1	0	2	5
5:35 PM	1	1	0	2	1	0	0	1	0	0	0	0	1	0	1	2	5
5:40 PM	0	1	1	2	0	1	0	1	0	3	1	4	0	0	0	0	7
5:45 PM	0	1	0	1	0	0	0	0	0	0	0	0	3	0	0	3	4
5:50 PM	1	2	0	3	0	0	0	0	0	0	0	0	0	1	0	1	4
5:55 PM	0	4	0	4	0	0	0	0	0	2	0	2	0	0	0	0	6
Total Survey	19	44	4	67	3	22	0	25	4	20	6	30	10	16	6	32	154

Heavy Vehicle 15-Minute Interval Summary 4:00 PM to 6:00 PM

Interval Start Time	Northbound NE 162nd Ave				Southbound NE 162nd Ave				Eastbound NE 4th Plain Rd				Westbound NE 4th Plain Rd				Interval Total
	L	T	R	Total	L	T	R	Total	L	T	R	Total	L	T	R	Total	
4:00 PM	2	6	1	9	1	6	0	7	1	1	2	4	2	1	1	4	24
4:15 PM	3	8	0	11	1	8	0	9	1	2	1	4	3	4	0	7	31
4:30 PM	1	4	2	7	0	3	0	3	1	4	1	6	0	2	0	2	18
4:45 PM	6	6	0	12	0	2	0	2	1	1	0	2	0	3	0	3	19
5:00 PM	3	5	0	8	0	2	0	2	0	7	1	8	0	2	2	4	22
5:15 PM	1	4	0	5	0	0	0	0	0	0	0	0	0	2	2	4	9
5:30 PM	2	4	1	7	1	1	0	2	0	3	1	4	2	1	1	4	17
5:45 PM	1	7	0	8	0	0	0	0	0	2	0	2	3	1	0	4	14
Total Survey	19	44	4	67	3	22	0	25	4	20	6	30	10	16	6	32	154

Heavy Vehicle Peak Hour Summary 4:25 PM to 5:25 PM

By Approach	Northbound NE 162nd Ave			Southbound NE 162nd Ave			Eastbound NE 4th Plain Rd			Westbound NE 4th Plain Rd			Total
	In	Out	Total	In	Out	Total	In	Out	Total	In	Out	Total	
Volume	35	13	48	10	26	36	18	21	39	13	16	29	76
PHF	0.73			0.63			0.56			0.54			0.79

By Movement	Northbound NE 162nd Ave				Southbound NE 162nd Ave				Eastbound NE 4th Plain Rd				Westbound NE 4th Plain Rd				Total
	L	T	R	Total	L	T	R	Total	L	T	R	Total	L	T	R	Total	
Volume	12	21	2	35	0	10	0	10	2	14	2	18	1	9	3	13	76
PHF	0.50	0.75	0.25	0.73	0.00	0.63	0.00	0.63	0.25	0.50	0.50	0.56	0.25	0.56	0.25	0.54	0.79

Heavy Vehicle Rolling Hour Summary 4:00 PM to 6:00 PM

Interval Start Time	Northbound NE 162nd Ave				Southbound NE 162nd Ave				Eastbound NE 4th Plain Rd				Westbound NE 4th Plain Rd				Interval Total
	L	T	R	Total	L	T	R	Total	L	T	R	Total	L	T	R	Total	
4:00 PM	12	24	3	39	2	19	0	21	4	8	4	16	5	10	1	16	92
4:15 PM	13	23	2	38	1	15	0	16	3	14	3	20	3	11	2	16	90
4:30 PM	11	19	2	32	0	7	0	7	2	12	2	16	0	9	4	13	68
4:45 PM	12	19	1	32	1	5	0	6	1	11	2	14	2	8	5	15	67
5:00 PM	7	20	1	28	1	3	0	4	0	12	2	14	5	6	5	16	62

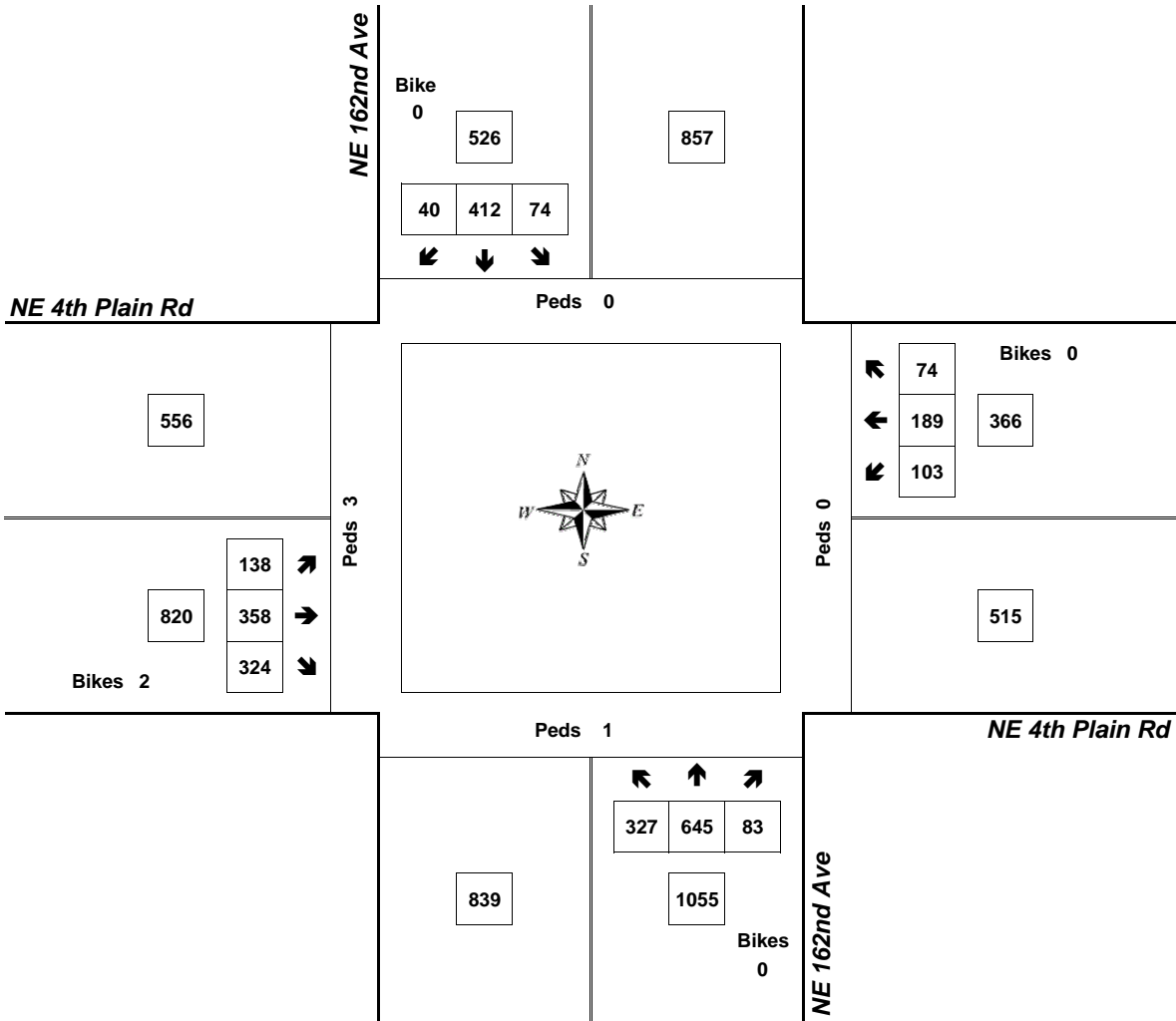
Peak Hour Summary



Clay Carney
(503) 833-2740

NE 162nd Ave & NE 4th Plain Rd

4:25 PM to 5:25 PM
Tuesday, March 07, 2006



Approach	PHF	HV%	Volume
EB	0.86	2.2%	820
WB	0.92	3.6%	366
NB	0.82	3.3%	1,055
SB	0.84	1.9%	526
Intersection	0.89	2.7%	2,767

Count Period: 4:00 PM to 6:00 PM