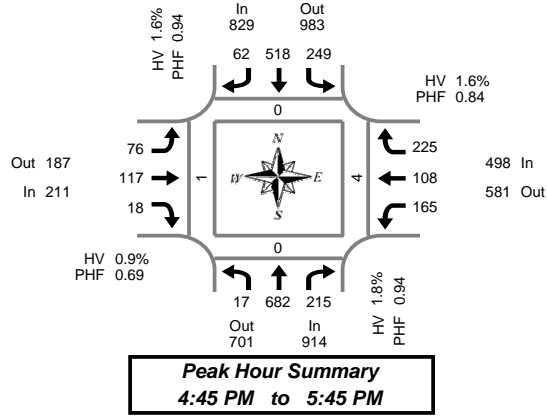


Total Vehicle Summary



Clay Carney
(503) 833-2740



NE 112th Ave & NE 18th St

11/9/2005

4:00 PM to 6:00 PM

5-Minute Interval Summary

4:00 PM to 6:00 PM

Interval Start Time	Northbound NE 112th Ave				Southbound NE 112th Ave				Eastbound NE 18th St				Westbound NE 18th St				Interval Total	Pedestrians Crosswalk			
	L	T	R	Bikes	L	T	R	Bikes	L	T	R	Bikes	L	T	R	Bikes		North	South	East	West
16:00	1	47	13	0	23	32	14	0	5	7	0	0	6	4	14	0	166	1	0	1	0
16:05	3	42	14	0	17	35	3	0	7	8	1	0	8	7	17	0	162	0	0	0	0
16:10	1	46	14	0	16	30	5	0	7	10	1	0	10	7	20	0	167	0	0	3	0
16:15	1	63	20	1	12	47	4	0	3	6	1	0	9	3	17	0	186	0	0	0	0
16:20	2	61	18	0	18	45	6	0	6	6	1	0	13	4	11	0	191	0	0	0	0
16:25	1	40	18	0	16	44	8	0	6	6	9	0	10	5	13	0	176	0	0	1	0
16:30	3	47	18	0	18	31	3	0	4	8	1	0	23	9	5	0	170	0	0	0	0
16:35	3	42	19	0	13	34	5	0	5	8	0	0	20	3	21	2	173	0	0	0	0
16:40	3	68	9	0	13	34	9	0	9	6	2	0	14	10	11	0	188	0	0	0	0
16:45	3	66	17	0	19	34	6	0	10	10	2	0	9	10	18	0	204	0	0	1	0
16:50	0	46	16	0	21	48	7	0	1	8	1	0	16	11	18	0	193	0	0	0	0
16:55	0	62	21	0	18	39	2	0	7	10	2	0	16	6	19	0	202	0	0	2	0
17:00	1	42	18	0	17	43	5	0	4	3	0	0	12	10	14	0	169	0	0	0	0
17:05	1	65	16	0	16	52	6	0	1	6	1	0	18	8	18	0	208	0	0	1	0
17:10	0	58	16	0	26	48	5	1	7	9	0	0	12	6	20	0	207	0	0	0	0
17:15	4	55	19	0	27	32	6	0	7	12	0	0	23	11	27	1	223	0	0	0	0
17:20	3	53	19	0	17	47	6	0	8	17	2	0	11	13	18	0	214	0	0	0	0
17:25	2	66	22	0	30	52	4	0	9	14	0	0	16	10	19	0	244	0	0	0	0
17:30	0	60	16	0	15	42	6	0	14	13	0	0	15	10	23	0	214	0	0	0	0
17:35	3	45	12	0	14	39	2	0	5	8	10	0	14	10	18	0	180	0	0	0	1
17:40	0	64	23	0	29	42	7	0	3	7	0	0	3	3	13	0	194	0	0	0	0
17:45	2	40	17	0	24	28	6	0	9	7	0	0	13	5	10	1	161	0	0	0	0
17:50	1	56	15	0	17	40	10	0	5	9	2	0	17	5	15	0	192	0	0	0	0
17:55	1	57	25	0	19	33	6	0	3	7	0	0	14	12	12	0	189	0	0	0	0
Total Survey	39	1,291	415	1	455	951	141	1	145	205	36	0	322	182	391	4	4,573	1	0	9	1

15-Minute Interval Summary

4:00 PM to 6:00 PM

Interval Start Time	Northbound NE 112th Ave				Southbound NE 112th Ave				Eastbound NE 18th St				Westbound NE 18th St				Interval Total	Pedestrians Crosswalk			
	L	T	R	Bikes	L	T	R	Bikes	L	T	R	Bikes	L	T	R	Bikes		North	South	East	West
16:00	5	135	41	0	56	97	22	0	19	25	2	0	24	18	51	0	495	1	0	4	0
16:15	4	164	56	1	46	136	18	0	15	18	11	0	32	12	41	0	553	0	0	1	0
16:30	9	157	46	0	44	99	17	0	18	22	3	0	57	22	37	2	531	0	0	0	0
16:45	3	174	54	0	58	121	15	0	18	28	5	0	41	27	55	0	599	0	0	3	0
17:00	2	165	50	0	59	143	16	1	12	18	1	0	42	24	52	0	584	0	0	1	0
17:15	9	174	60	0	74	131	16	0	24	43	2	0	50	34	64	1	681	0	0	0	0
17:30	3	169	51	0	58	123	15	0	22	28	10	0	32	23	54	0	588	0	0	0	1
17:45	4	153	57	0	60	101	22	0	17	23	2	0	44	22	37	1	542	0	0	0	0
Total Survey	39	1,291	415	1	455	951	141	1	145	205	36	0	322	182	391	4	4,573	1	0	9	1

Peak Hour Summary

4:45 PM to 5:45 PM

By Approach	Northbound NE 112th Ave				Southbound NE 112th Ave				Eastbound NE 18th St				Westbound NE 18th St				Total	Pedestrians Crosswalk			
	In	Out	Total	Bikes	In	Out	Total	Bikes	In	Out	Total	Bikes	In	Out	Total	Bikes		North	South	East	West
Volume	914	701	1,615	0	829	983	1,812	1	211	187	398	0	498	581	1,079	1	2,452	0	0	4	1
%HV	1.8%				1.6%				0.9%				1.6%				1.6%				
PHF	0.94				0.94				0.69				0.84				0.90				

By Movement	Northbound NE 112th Ave				Southbound NE 112th Ave				Eastbound NE 18th St				Westbound NE 18th St				Total
	L	T	R	Total	L	T	R	Total	L	T	R	Total	L	T	R	Total	
Volume	17	682	215	914	249	518	62	829	76	117	18	211	165	108	225	498	2,452
%HV	5.9%	1.8%	1.4%	1.8%	2.4%	1.2%	1.6%	1.6%	0.0%	1.7%	0.0%	0.9%	1.2%	0.9%	2.2%	1.6%	1.6%
PHF	0.47	0.95	0.90	0.94	0.84	0.91	0.91	0.94	0.61	0.66	0.45	0.69	0.78	0.79	0.87	0.84	0.90

Rolling Hour Summary

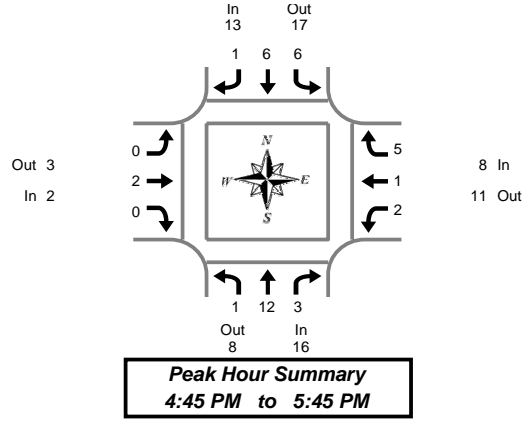
4:00 PM to 6:00 PM

Interval Start Time	Northbound NE 112th Ave				Southbound NE 112th Ave				Eastbound NE 18th St				Westbound NE 18th St				Interval Total	Pedestrians Crosswalk			
	L	T	R	Bikes	L	T	R	Bikes	L	T	R	Bikes	L	T	R	Bikes		North	South	East	West
16:00	21	630	197	1	204	453	72	0	70	93	21	0	154	79	184	2	2,178	1	0	8	0
16:15	18	660	206	1	207	499	66	1	63	86	20	0	172	85	185	2	2,267	0	0	5	0
16:30	23	670	210	0	235	494	64	1	72	111	11	0	190	107	208	3	2,395	0	0	4	0
16:45	17	682	215	0	249	518	62	1	76	117	18	0	165	108	225	1	2,452	0	0	4	1

Heavy Vehicle Summary



Clay Carney
(503) 833-2740



NE 112th Ave & NE 18th St

11/9/2005

4:00 PM to 6:00 PM

Heavy Vehicle 5-Minute Interval Summary

4:00 PM to 6:00 PM

Interval Start Time	Northbound NE 112th Ave				Southbound NE 112th Ave				Eastbound NE 18th St				Westbound NE 18th St				Interval Total
	L	T	R	Total	L	T	R	Total	L	T	R	Total	L	T	R	Total	
16:00	0	1	0	1	0	1	2	3	0	0	0	0	0	0	0	0	4
16:05	0	1	1	2	0	1	1	2	0	1	0	1	0	0	0	0	5
16:10	0	1	0	1	1	1	0	2	2	0	0	2	1	0	1	2	7
16:15	0	0	0	0	1	2	0	3	0	0	0	0	0	0	0	0	3
16:20	1	1	1	3	1	0	0	1	0	1	0	1	0	0	1	1	6
16:25	0	0	0	0	0	2	0	2	0	0	1	1	0	0	0	0	3
16:30	0	3	0	3	1	1	0	2	0	0	0	0	1	0	0	1	6
16:35	0	1	1	2	0	1	0	1	0	0	0	0	2	0	0	2	5
16:40	0	2	0	2	0	1	0	1	0	0	0	0	1	0	0	1	4
16:45	0	1	0	1	0	0	1	1	0	1	0	1	0	0	0	0	3
16:50	0	1	0	1	0	0	0	0	0	0	0	0	0	0	0	0	1
16:55	0	1	1	2	0	1	0	1	0	0	0	0	0	0	0	0	3
17:00	0	2	0	2	1	0	0	1	0	0	0	0	1	0	0	1	4
17:05	0	1	0	1	1	1	0	2	0	0	0	0	0	0	0	0	3
17:10	0	0	1	1	0	1	0	1	0	0	0	0	0	0	0	0	2
17:15	0	3	0	3	0	0	0	0	0	0	0	0	0	0	1	1	4
17:20	1	1	0	2	0	1	0	1	0	0	0	0	0	0	1	1	4
17:25	0	0	0	0	0	1	0	1	0	0	0	0	0	0	1	1	2
17:30	0	0	0	0	1	0	0	1	0	1	0	1	0	0	0	0	2
17:35	0	1	1	2	1	0	0	1	0	0	0	0	1	1	1	3	6
17:40	0	1	0	1	2	1	0	3	0	0	0	0	0	0	1	1	5
17:45	0	0	0	0	2	1	0	3	0	0	0	0	0	0	0	0	3
17:50	0	2	0	2	0	0	0	0	0	0	0	0	0	0	0	0	2
17:55	0	0	0	0	0	0	0	0	0	0	0	0	0	0	0	0	0
Total Survey	2	24	6	32	12	17	4	33	2	4	1	7	7	1	7	15	87

Heavy Vehicle 15-Minute Interval Summary

4:00 PM to 6:00 PM

Interval Start Time	Northbound NE 112th Ave				Southbound NE 112th Ave				Eastbound NE 18th St				Westbound NE 18th St				Interval Total
	L	T	R	Total	L	T	R	Total	L	T	R	Total	L	T	R	Total	
16:00	0	3	1	4	1	3	3	7	2	1	0	3	1	0	1	2	16
16:15	1	1	1	3	2	4	0	6	0	1	1	2	0	0	1	1	12
16:30	0	6	1	7	1	3	0	4	0	0	0	0	4	0	0	4	15
16:45	0	3	1	4	0	1	1	2	0	1	0	1	0	0	0	0	7
17:00	0	3	1	4	2	2	0	4	0	0	0	0	1	0	0	1	9
17:15	1	4	0	5	0	2	0	2	0	0	0	0	0	0	3	3	10
17:30	0	2	1	3	4	1	0	5	0	1	0	1	1	1	2	4	13
17:45	0	2	0	2	2	1	0	3	0	0	0	0	0	0	0	0	5
Total Survey	2	24	6	32	12	17	4	33	2	4	1	7	7	1	7	15	87

Heavy Vehicle Peak Hour Summary

4:45 PM to 5:45 PM

By Approach	Northbound NE 112th Ave			Southbound NE 112th Ave			Eastbound NE 18th St			Westbound NE 18th St			Total
	In	Out	Total	In	Out	Total	In	Out	Total	In	Out	Total	
Volume	16	8	24	13	17	30	2	3	5	8	11	19	39
PHF	0.67			0.65			0.50			0.50			0.75

By Movement	Northbound NE 112th Ave				Southbound NE 112th Ave				Eastbound NE 18th St				Westbound NE 18th St				Total
	L	T	R	Total	L	T	R	Total	L	T	R	Total	L	T	R	Total	
Volume	1	12	3	16	6	6	1	13	0	2	0	2	2	1	5	8	39
PHF	0.25	0.75	0.75	0.67	0.38	0.75	0.25	0.65	0.00	0.50	0.00	0.50	0.50	0.25	0.42	0.50	0.75

Heavy Vehicle Rolling Hour Summary

4:00 PM to 6:00 PM

Interval Start Time	Northbound NE 112th Ave				Southbound NE 112th Ave				Eastbound NE 18th St				Westbound NE 18th St				Interval Total
	L	T	R	Total	L	T	R	Total	L	T	R	Total	L	T	R	Total	
16:00	1	13	4	18	4	11	4	19	2	3	1	6	5	0	2	7	50
16:15	1	13	4	18	5	10	1	16	0	2	1	3	5	0	1	6	43
16:30	1	16	3	20	3	8	1	12	0	1	0	1	5	0	3	8	41
16:45	1	12	3	16	6	6	1	13	0	2	0	2	2	1	5	8	39

Peak Hour Summary

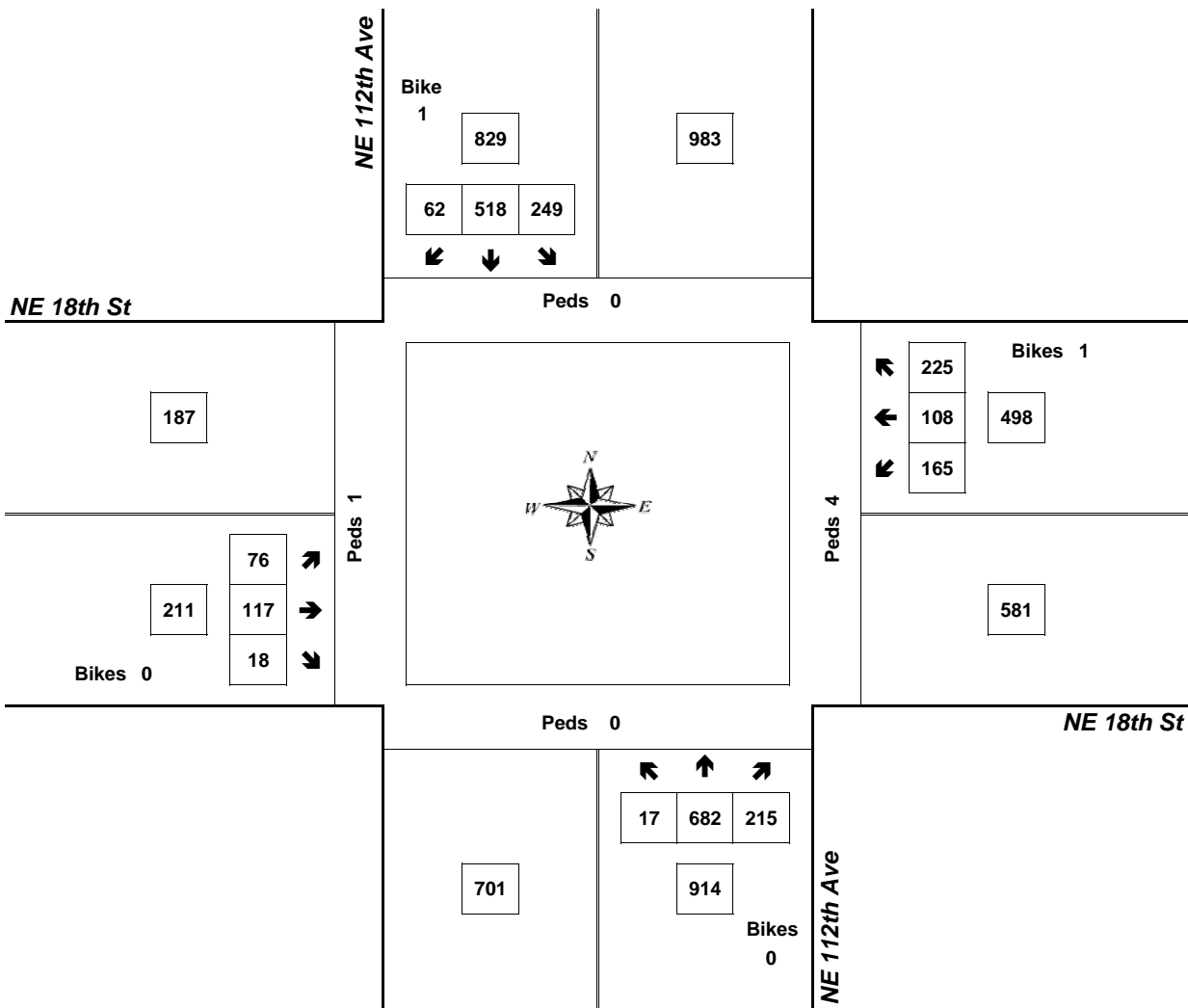


Clay Carney
(503) 833-2740

NE 112th Ave & NE 18th St

4:45 PM to 5:45 PM

11/9/2005



Approach	PHF	HV%	Volume
EB	0.69	0.9%	211
WB	0.84	1.6%	498
NB	0.94	1.8%	914
SB	0.94	1.6%	829
Intersection	0.90	1.6%	2,452

Count Period: 4:00 PM to 6:00 PM