

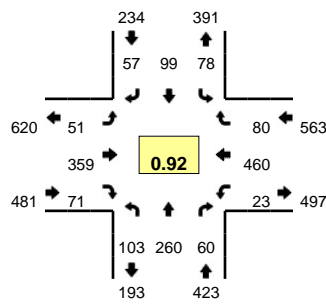
Study Intersection #3

Type of peak hour being reported: Intersection Peak

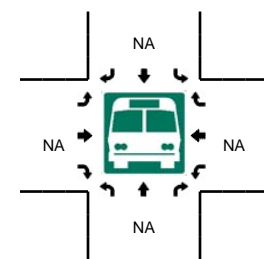
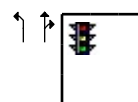
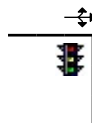
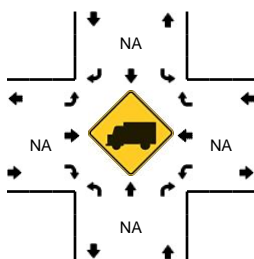
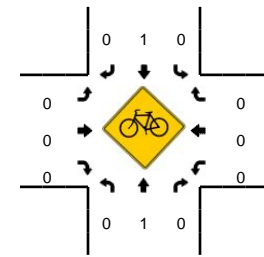
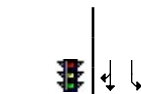
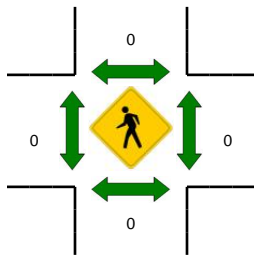
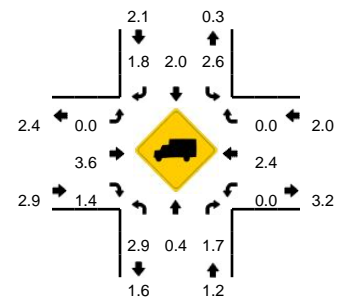
Method for determining peak hour: Total Entering Volume

LOCATION: NE 172nd Ave -- NE 18th St
CITY/STATE: Vancouver, WA

QC JOB #: 14078902
DATE: Wed, Dec 07 2016



Peak-Hour: 4:25 PM -- 5:25 PM
Peak 15-Min: 5:10 PM -- 5:25 PM



5-Min Count Period Beginning At	NE 172nd Ave (Northbound)				NE 172nd Ave (Southbound)				NE 18th St (Eastbound)				NE 18th St (Westbound)				Total	Hourly Totals
	Left	Thru	Right	U	Left	Thru	Right	U	Left	Thru	Right	U	Left	Thru	Right	U		
4:00 PM	6	15	4	0	2	13	4	0	1	35	10	0	5	40	5	0	140	
4:05 PM	7	22	2	0	1	11	6	0	4	28	8	0	3	42	7	0	141	
4:10 PM	15	20	4	0	5	7	4	0	9	30	10	0	2	27	13	0	146	
4:15 PM	11	24	3	0	3	2	7	0	3	38	3	0	3	30	5	0	132	
4:20 PM	5	17	3	0	5	10	6	0	1	35	8	0	3	32	10	0	135	
4:25 PM	8	28	2	0	9	6	6	0	3	31	7	0	1	32	7	0	140	
4:30 PM	8	11	7	0	8	12	3	0	4	29	6	0	0	25	4	0	117	
4:35 PM	8	18	4	0	6	6	3	0	4	39	8	0	2	40	8	0	146	
4:40 PM	9	22	5	0	4	8	5	0	2	32	8	0	4	39	11	0	149	
4:45 PM	7	25	5	0	6	8	3	0	4	23	5	0	2	47	4	0	139	
4:50 PM	4	24	8	0	10	7	6	0	5	20	1	0	2	37	4	0	128	
4:55 PM	13	23	3	0	7	11	7	0	6	44	4	0	1	33	4	0	156	1669
5:00 PM	8	16	3	0	6	8	5	0	4	19	6	0	1	35	12	0	123	1652
5:05 PM	6	21	3	0	3	9	8	0	4	20	12	0	3	45	9	0	143	1654
5:10 PM	11	30	8	0	7	8	7	0	4	26	3	0	5	49	6	0	164	1672
5:15 PM	12	20	5	0	4	8	0	0	5	41	8	0	0	44	3	0	150	1690
5:20 PM	9	22	7	0	8	8	4	0	6	35	3	0	2	34	8	0	146	1701
5:25 PM	6	9	6	0	3	12	1	0	6	34	11	0	1	26	4	0	119	1680
5:30 PM	7	25	7	0	9	6	3	0	2	35	0	0	2	36	3	0	135	1698
5:35 PM	4	5	5	0	10	8	1	0	3	34	7	0	6	36	1	0	120	1672
5:40 PM	5	19	7	0	9	12	5	0	2	32	4	0	1	30	6	0	132	1655
5:45 PM	6	12	10	0	11	10	1	0	9	36	3	0	0	31	8	0	137	1653
5:50 PM	4	15	4	0	4	13	3	0	4	25	4	0	4	25	9	0	114	1639
5:55 PM	7	13	3	0	6	6	4	0	4	30	5	0	3	29	4	0	114	1597
Peak 15-Min Flowrates	Northbound				Southbound				Eastbound				Westbound				Total	
	Left	Thru	Right	U	Left	Thru	Right	U	Left	Thru	Right	U	Left	Thru	Right	U		
All Vehicles	128	288	80	0	76	96	44	0	60	408	56	0	28	508	68	0	1840	
Heavy Trucks	4	0	4		0	0	0		0	20	0		0	4	0		32	
Pedestrians		0				0				0				0			0	
Bicycles		0	0			0	1	0		0	0	0		0	0	0	1	
Railroad																		
Stopped Buses																		

Comments: