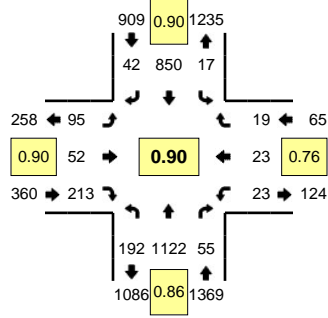
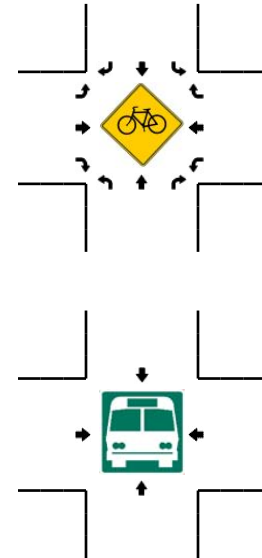
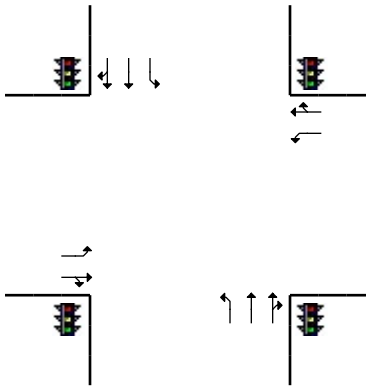
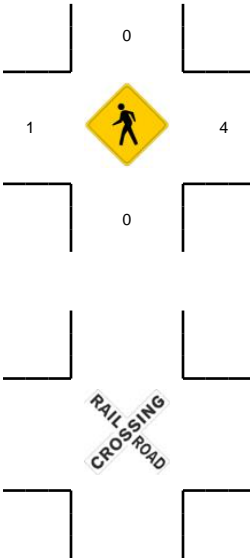
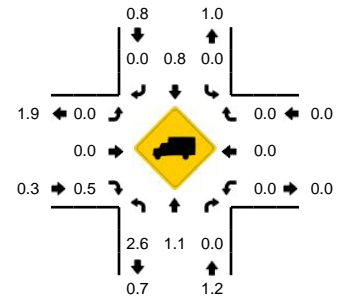


LOCATION: NE 162nd Ave -- NE 28th St
CITY/STATE: Vancouver, WA

QC JOB #: 10396405
DATE: 12/4/2008



Peak-Hour: 4:40 PM -- 5:40 PM
Peak 15-Min: 5:05 PM -- 5:20 PM



| 5-Min Count Period Beginning At | NE 162nd Ave (Northbound) | | | | NE 162nd Ave (Southbound) | | | | NE 28th St (Eastbound) | | | | NE 28th St (Westbound) | | | | Total | Hourly Totals |
|------------------------------------|---------------------------|------|-------|---|---------------------------|------|-------|---|------------------------|------|-------|---|------------------------|------|-------|---|-------|---------------|
| | Left | Thru | Right | U | Left | Thru | Right | U | Left | Thru | Right | U | Left | Thru | Right | U | | |
| 4:00 PM | 12 | 72 | 3 | 0 | 0 | 65 | 8 | 1 | 7 | 4 | 12 | 0 | 3 | 4 | 1 | 0 | 192 | |
| 4:05 PM | 12 | 87 | 4 | 0 | 3 | 63 | 1 | 0 | 8 | 0 | 17 | 0 | 1 | 3 | 1 | 0 | 200 | |
| 4:10 PM | 12 | 89 | 5 | 0 | 3 | 66 | 8 | 0 | 9 | 2 | 12 | 0 | 3 | 5 | 3 | 0 | 217 | |
| 4:15 PM | 25 | 89 | 9 | 0 | 2 | 56 | 7 | 0 | 5 | 1 | 14 | 0 | 2 | 1 | 3 | 0 | 214 | |
| 4:20 PM | 12 | 75 | 5 | 0 | 0 | 59 | 5 | 0 | 10 | 4 | 21 | 0 | 1 | 1 | 1 | 0 | 194 | |
| 4:25 PM | 26 | 89 | 5 | 0 | 1 | 78 | 5 | 0 | 6 | 1 | 15 | 0 | 2 | 3 | 0 | 0 | 231 | |
| 4:30 PM | 12 | 67 | 10 | 0 | 1 | 68 | 3 | 0 | 8 | 7 | 20 | 0 | 0 | 1 | 0 | 0 | 197 | |
| 4:35 PM | 18 | 113 | 7 | 0 | 1 | 62 | 2 | 0 | 7 | 1 | 22 | 0 | 6 | 0 | 1 | 0 | 240 | |
| 4:40 PM | 10 | 86 | 5 | 0 | 0 | 67 | 5 | 0 | 14 | 3 | 14 | 0 | 5 | 3 | 1 | 0 | 213 | |
| 4:45 PM | 16 | 119 | 5 | 0 | 2 | 59 | 5 | 0 | 7 | 3 | 21 | 0 | 0 | 0 | 1 | 0 | 238 | |
| 4:50 PM | 15 | 68 | 1 | 0 | 1 | 75 | 7 | 0 | 14 | 5 | 21 | 0 | 3 | 1 | 3 | 0 | 214 | |
| 4:55 PM | 17 | 96 | 5 | 0 | 1 | 69 | 5 | 0 | 9 | 2 | 15 | 0 | 3 | 5 | 2 | 0 | 229 | 2579 |
| 5:00 PM | 4 | 79 | 3 | 0 | 2 | 52 | 3 | 0 | 6 | 6 | 14 | 0 | 2 | 3 | 1 | 0 | 175 | 2562 |
| 5:05 PM | 20 | 120 | 5 | 0 | 1 | 70 | 2 | 0 | 6 | 6 | 17 | 0 | 1 | 3 | 2 | 0 | 253 | 2615 |
| 5:10 PM | 16 | 90 | 3 | 0 | 2 | 74 | 3 | 0 | 8 | 6 | 15 | 1 | 3 | 1 | 0 | 0 | 222 | 2620 |
| 5:15 PM | 20 | 125 | 4 | 0 | 4 | 89 | 3 | 0 | 6 | 4 | 17 | 0 | 2 | 2 | 0 | 0 | 276 | 2682 |
| 5:20 PM | 9 | 83 | 6 | 0 | 3 | 70 | 4 | 0 | 5 | 6 | 23 | 0 | 1 | 0 | 3 | 0 | 213 | 2701 |
| 5:25 PM | 25 | 90 | 8 | 0 | 1 | 70 | 0 | 0 | 5 | 6 | 17 | 0 | 1 | 0 | 2 | 0 | 225 | 2695 |
| 5:30 PM | 15 | 65 | 2 | 0 | 0 | 69 | 3 | 0 | 6 | 5 | 15 | 0 | 1 | 3 | 4 | 0 | 188 | 2686 |
| 5:35 PM | 25 | 101 | 8 | 0 | 0 | 86 | 2 | 0 | 8 | 0 | 24 | 0 | 1 | 2 | 0 | 0 | 257 | 2703 |
| 5:40 PM | 18 | 66 | 2 | 0 | 0 | 56 | 1 | 0 | 8 | 10 | 16 | 0 | 2 | 2 | 1 | 0 | 182 | 2672 |
| 5:45 PM | 12 | 86 | 6 | 0 | 1 | 66 | 5 | 0 | 4 | 4 | 13 | 0 | 2 | 1 | 2 | 0 | 202 | 2636 |
| 5:50 PM | 16 | 68 | 6 | 1 | 2 | 60 | 13 | 0 | 8 | 1 | 15 | 0 | 2 | 4 | 0 | 0 | 196 | 2618 |
| 5:55 PM | 10 | 83 | 2 | 0 | 0 | 56 | 1 | 0 | 2 | 1 | 10 | 0 | 2 | 2 | 1 | 0 | 170 | 2559 |
| Peak 15-Min Flowrates | Northbound | | | | Southbound | | | | Eastbound | | | | Westbound | | | | Total | |
| All Vehicles | 224 | 1340 | 48 | 0 | 28 | 932 | 32 | 0 | 80 | 64 | 196 | 4 | 24 | 24 | 8 | 0 | 3004 | |
| Heavy Trucks | 4 | 20 | 0 | | 0 | 0 | 0 | | 0 | 0 | 4 | | 0 | 0 | 0 | | 28 | |
| Pedestrians | | 0 | | | | 0 | | | | | 0 | | | 4 | | | 4 | |
| Bicycles | | | | | | | | | | | | | | | | | | |
| Railroad | | | | | | | | | | | | | | | | | | |
| Stopped Buses | | | | | | | | | | | | | | | | | | |

Comments: