



Interval 60 min. 15 min.

Count(volume) Speed

Binned(CL/SP) Raw

Lane No 1 2

Direction Channel 1 _____

Direction Channel 2 _____

Data Hog # 2167

Counter No. 3500 10 Count ID JIPAS

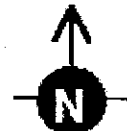
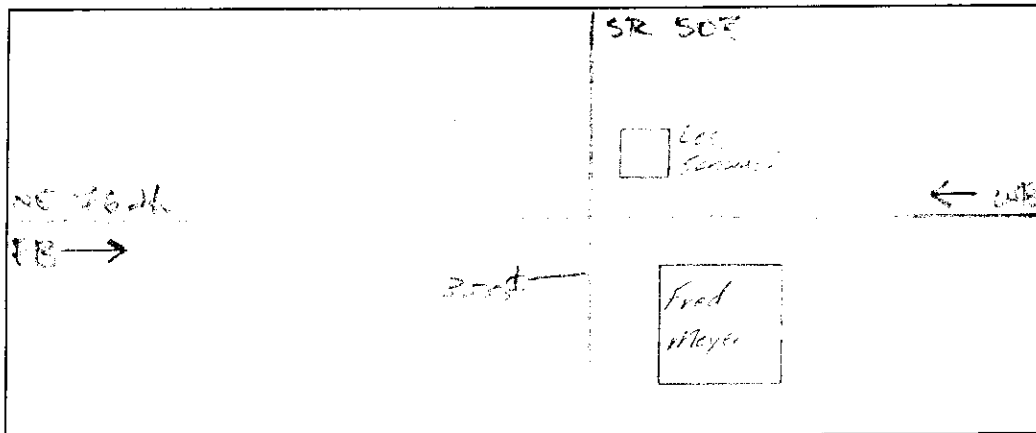
SR 503 RRT/RRQ _____ MP 503

Leg 10 Direction SB OSID _____

Station Description _ ON SR 503 S/O NE 46th St.

Date	Day	Time	Comments
4/18/05	2	1401	Manual (1) <u>8</u> (2) _____ Counter (1) <u>8</u> (2) _____ Set ok JTM/JM 6.5
4/19	3	0901	Manual (1) <u>57</u> (2) _____ Counter (1) <u>53</u> (2) _____ SP=4 check ok JTM/JM 6.4
4/20	4	1031	Manual (1) <u>54</u> (2) _____ Counter (1) <u>54</u> (2) _____ check ok JTM/JM 6.4
4/21	5	1356	Manual (1) <u>53</u> (2) _____ Counter (1) <u>53</u> (2) _____ Check ok JTM/JM 6.5
4/22	6	0733	Manual (1) <u>20</u> (2) _____ Counter (1) <u>20</u> (2) _____ PIU ok JTM/JM 6.4

Sketch



North

JTM / JTM
Field Person



Interval 60 min. 15 min.

Count(volume) Speed

Binned(CL/SP) Raw

Lane No 1 2

Direction Channel 1 _____

Direction Channel 2 _____

Data Hog # 2162

Counter No. 2162 Count ID 110-119


SR 503 RRT/RRQ _____ MP 0.93

Leg (1) Direction NB OSID _____

Station Description _ ON SR 503 S/O NE 26th St.

Date	Day	Time	Comments
4/18/09	2	1408	Manual (1) <u>14</u> (2) _____ Counter (1) <u>14</u> (2) _____ Set ok JTM/JM 6.5
4/19	3	0910	Manual (1) <u>54</u> (2) _____ Counter (1) <u>54</u> (2) _____ check ok JTM/JM 6.4
4/20	4	1037	Manual (1) <u>53</u> (2) _____ <u>SP=1</u> Counter (1) <u>52</u> (2) _____ check ok JTM/JM 6.4
4/21	5	1403	Manual (1) <u>50</u> (2) _____ Counter (1) <u>50</u> (2) _____ check ok JTM/JM 6.4
4/22	6	0727	Manual (1) <u>14</u> (2) _____ <u>SP=1</u> Counter (1) <u>13</u> (2) _____ Pin ok JTM/JM 6.4

Sketch



JTM / JM

Field Person

SR 503 MP 000.73 OFF SYSTEM ID. LEG 1 DIRECTION OF TRAFFIC SOUTHBOUND LANE ALL OF

COUNT IDENTIFIER HPMS COUNTER NUMBER 003555 DESCRIPTION: ON SR 503 S/O NE 76TH ST

04/18/05	MONDAY	AM HOURS												PM HOURS												DAILY TOTAL
		1	2	3	4	5	6	7	8	9	10	11	12	1	2	3	4	5	6	7	8	9	10	11	12	
00-15	12	1	2	3	4	5	6	7	8	9	10	11	12	1	2	3	4	5	6	7	8	9	10	11	12	7000
15-30	1	2	3	4	5	6	7	8	9	10	11	12	1	2	3	4	5	6	7	8	9	10	11	12	49	
30-45																										26
45-00																										19
HOUR																										33
TOT																										800

AM PEAK HOUR 0000 TO 0000 VOLUME 0
PM PEAK HOUR 0430 TO 0530 VOLUME 1210
AM TOTAL 7000
PM TOTAL 1210

04/19/05	TUESDAY	AM HOURS												PM HOURS												DAILY TOTAL
		1	2	3	4	5	6	7	8	9	10	11	12	1	2	3	4	5	6	7	8	9	10	11	12	
00-15	12	1	2	3	4	5	6	7	8	9	10	11	12	1	2	3	4	5	6	7	8	9	10	11	12	7499
15-30	1	2	3	4	5	6	7	8	9	10	11	12	1	2	3	4	5	6	7	8	9	10	11	12	44	
30-45																										18
45-00																										29
HOUR																										56
TOT	77	54	61	91	158	515	989	1494	1147	967	943	1003	1162	1058	1121	1171	1113	965	748	584	465	401	240	116	16643	

AM PEAK HOUR 0700 TO 0800 VOLUME 1494
PM PEAK HOUR 0300 TO 0400 VOLUME 1171
AM TOTAL 7499
PM TOTAL 9144

04/20/05	WEDNESDAY	AM HOURS												PM HOURS												DAILY TOTAL
		1	2	3	4	5	6	7	8	9	10	11	12	1	2	3	4	5	6	7	8	9	10	11	12	
00-15	12	1	2	3	4	5	6	7	8	9	10	11	12	1	2	3	4	5	6	7	8	9	10	11	12	7803
15-30	1	2	3	4	5	6	7	8	9	10	11	12	1	2	3	4	5	6	7	8	9	10	11	12	44	
30-45																										34
45-00																										31
HOUR																										27
TOT	82	42	53	64	199	508	1047	1493	1121	997	1044	1153	1151	1140	1156	1257	1295	1235	1047	693	481	409	264	136	18067	

AM PEAK HOUR 0700 TO 0800 VOLUME 1493
PM PEAK HOUR 0330 TO 0430 VOLUME 1297
AM TOTAL 7803
PM TOTAL 10264

SR 503 MP 000.73 OFF SYSTEM ID. LEG 1 DIRECTION OF TRAFFIC SOUTHBOUND LANE ALL OF

COUNT IDENTIFIER HPMS COUNTER NUMBER 003555 DESCRIPTION: ON SR 503 S/O NE 76TH ST

04/21/05 THURSDAY	AM HOURS												PM HOURS												DAILY TOTAL
	1	2	3	4	5	6	7	8	9	10	11	12	1	2	3	4	5	6	7	8	9	10	11	12	
12	1	2	3	4	5	6	7	8	9	10	11	12	1	2	3	4	5	6	7	8	9	10	11	12	260
68	50	44	73	181	502	1025	1458	1182	1060	1010	1112	1157	1061	1266	1248	1173	1182	991	748	547	422	260	152	17972	
AM PEAK HOUR 0715 TO 0815 VOLUME 1462													AM TOTAL 7765												
PM PEAK HOUR 0430 TO 0530 VOLUME 1291													PM TOTAL 10207												

04/22/05 FRIDAY	AM HOURS												PM HOURS												DAILY TOTAL
	1	2	3	4	5	6	7	8	9	10	11	12	1	2	3	4	5	6	7	8	9	10	11	12	
12	1	2	3	4	5	6	7	8	9	10	11	12	1	2	3	4	5	6	7	8	9	10	11	12	2656
92	66	54	95	208	501	965	675																		2656
AM PEAK HOUR 0630 TO 0730 VOLUME 1223													AM TOTAL 2656												
PM PEAK HOUR 0000 TO 0000 VOLUME 0													PM TOTAL 0												

04/18/05 THRU 04/22/05
 TOTAL HOURS FOR COUNT 88

3 DAYS FACTOR GROUP GR-02 FACTOR GROUP GR-A2
 AVG WEEKDAY VOL 17561 X SEASONAL ADJ. FACTOR 0.9300 = 16332 X AXLE CORR FACTOR 0.9477 = ESTIMATED AVG DAILY TRAFFIC 15478

TRIP SYSTEM
15 MINUTE TRAFFIC COUNT SUMMARY

SR 503 MP 000.73 OFF SYSTEM ID. LEG 1 DIRECTION OF TRAFFIC NORTHBOUND LANE ALL OF

COUNT IDENTIFIER HPMS COUNTER NUMBER 003402 DESCRIPTION: ON SR 503 S/O NE 76TH ST

04/18/05 MONDAY	AM HOURS												PM HOURS												DAILY TOTAL
	1	2	3	4	5	6	7	8	9	10	11	12	1	2	3	4	5	6	7	8	9	10	11	12	
12	1	2	3	4	5	6	7	8	9	10	11	12	1	2	3	4	5	6	7	8	9	10	11	12	9839
00-15																									
15-30																									
30-45																									
45-00																									
TOT	158	79	70	63	63	131	511	724	693	738	840	923	1096	1181	1266	1402	1601	1698	1244	957	823	665	415	241	17582

AM PEAK HOUR 0000 TO 0000 VOLUME 0
PM PEAK HOUR 0445 TO 0545 VOLUME 1692

AM TOTAL 9839
PM TOTAL 1692

04/19/05 TUESDAY	AM HOURS												PM HOURS												DAILY TOTAL
	1	2	3	4	5	6	7	8	9	10	11	12	1	2	3	4	5	6	7	8	9	10	11	12	
12	1	2	3	4	5	6	7	8	9	10	11	12	1	2	3	4	5	6	7	8	9	10	11	12	4855
00-15																									
15-30																									
30-45																									
45-00																									
TOT	149	74	73	49	62	143	439	696	667	751	828	924	1135	1147	1289	1421	1517	1584	1395	903	750	621	412	246	17275

AM PEAK HOUR 1100 TO 1200 VOLUME 924
PM PEAK HOUR 0515 TO 0615 VOLUME 1595

AM TOTAL 4855
PM TOTAL 1595

04/20/05 WEDNESDAY	AM HOURS												PM HOURS												DAILY TOTAL
	1	2	3	4	5	6	7	8	9	10	11	12	1	2	3	4	5	6	7	8	9	10	11	12	
12	1	2	3	4	5	6	7	8	9	10	11	12	1	2	3	4	5	6	7	8	9	10	11	12	4993
00-15																									
15-30																									
30-45																									
45-00																									
TOT	158	79	70	63	63	131	511	724	693	738	840	923	1096	1181	1266	1402	1601	1698	1244	957	823	665	415	241	17582

AM PEAK HOUR 1045 TO 1145 VOLUME 942
PM PEAK HOUR 0445 TO 0545 VOLUME 1722

AM TOTAL 4993
PM TOTAL 1722

SR 503 MP 000.73 OFF SYSTEM ID. LEG 1 DIRECTION OF TRAFFIC NORTHBOUND LANE ALL OF

COUNT IDENTIFIER HPMS COUNTER NUMBER 003402 DESCRIPTION: ON SR 503 S/O NE 76TH ST

04/21/05 THURSDAY	AM HOURS												PM HOURS					DAILY TOTAL							
	1	2	3	4	5	6	7	8	9	10	11	12	1	2	3	4	5		6	7	8	9	10	11	12
12	1	2	3	4	5	6	7	8	9	10	11	12	1	2	3	4	5	6	7	8	9	10	11	12	5063
1	2	3	4	5	6	7	8	9	10	11	12	1	2	3	4	5	6	7	8	9	10	11	12	12785	
40	21	16	8	13	23	66	169	153	183	252	246	319	288	313	336	413	430	357	274	211	204	113	75	70	
15-30	54	25	19	17	26	84	182	163	185	188	232	278	317	316	360	420	460	323	223	210	199	97	70	63	
30-45	40	26	19	9	48	125	209	193	179	218	252	255	266	320	373	387	377	304	240	228	161	82	63	66	
45-00	27	20	13	14	27	62	135	177	207	241	222	282	339	338	382	418	354	306	221	196	119	102	66	66	
TOT	161	92	67	48	67	159	410	768	686	754	899	952	1134	1210	1287	1451	1638	1621	1290	958	845	683	394	274	17848

04/22/05 FRIDAY	AM HOURS												PM HOURS					DAILY TOTAL							
	1	2	3	4	5	6	7	8	9	10	11	12	1	2	3	4	5		6	7	8	9	10	11	12
12	1	2	3	4	5	6	7	8	9	10	11	12	1	2	3	4	5	6	7	8	9	10	11	12	1243
1	2	3	4	5	6	7	8	9	10	11	12	1	2	3	4	5	6	7	8	9	10	11	12	1243	
39	35	24	15	9	41	58	179	153	183	252	246	319	288	313	336	413	430	357	274	211	204	113	75	70	
15-30	54	26	21	18	22	32	88	163	185	188	232	278	317	316	360	420	460	323	223	210	199	97	70	63	
30-45	42	23	13	21	34	113	209	193	179	218	252	255	266	320	373	387	377	304	240	228	161	82	63	66	
45-00	30	28	16	9	18	47	165	177	207	241	222	282	339	338	382	418	354	306	221	196	119	102	66	66	
TOT	165	112	74	63	72	154	424	179	686	754	899	952	1134	1210	1287	1451	1638	1621	1290	958	845	683	394	274	17848

04/18/05 THRU 04/22/05
 TOTAL HOURS FOR COUNT 88
 AM PEAK HOUR 0615 TO 0715 VOLUME 545
 PM PEAK HOUR 0000 TO 0000 VOLUME 0

3 DAYS
 AVG WEEKDAY VOL 17568 X SEASONAL ADJ. FACTOR 0.9300 = 16338 X AXLE CORR FACTOR 0.9477 = ESTIMATED AVG DAILY TRAFFIC 15484

SR 503 MP 000.73 OFF SYSTEM ID. LEG 1 DIRECTION OF TRAFFIC BOTH WAYS LANE ALL OF

COUNT IDENTIFIER HPMS COUNTER NUMBER 003402 DESCRIPTION: ON SR 503 S/O NE 76TH ST

04/18/05 MONDAY	AM HOURS												PM HOURS												DAILY TOTAL
	1	2	3	4	5	6	7	8	9	10	11	12	1	2	3	4	5	6	7	8	9	10	11	12	
00-15																									
15-30	12	1	2	3	4	5	6	7	8	9	10	11	12	1	2	3	4	5	6	7	8	9	10	11	12796
30-45	1	2	3	4	5	6	7	8	9	10	11	12	1	2	3	4	5	6	7	8	9	10	11	12	12796
45-00																									
HOUR	AM HOURS												PM HOURS												
TOT	12	1	2	3	4	5	6	7	8	9	10	11	12	1	2	3	4	5	6	7	8	9	10	11	16839

AM PEAK HOUR 0000 TO 0000 VOLUME 0
PM PEAK HOUR 0430 TO 0530 VOLUME 2864

AM TOTAL 0
PM TOTAL 16839

04/19/05 TUESDAY	AM HOURS												PM HOURS												DAILY TOTAL
	1	2	3	4	5	6	7	8	9	10	11	12	1	2	3	4	5	6	7	8	9	10	11	12	
00-15																									
15-30	12	1	2	3	4	5	6	7	8	9	10	11	12	1	2	3	4	5	6	7	8	9	10	11	12354
30-45	1	2	3	4	5	6	7	8	9	10	11	12	1	2	3	4	5	6	7	8	9	10	11	12	12354
45-00																									
HOUR	AM HOURS												PM HOURS												
TOT	12	1	2	3	4	5	6	7	8	9	10	11	12	1	2	3	4	5	6	7	8	9	10	11	21564

AM PEAK HOUR 0700 TO 0800 VOLUME 2190
PM PEAK HOUR 0330 TO 0430 VOLUME 2656

AM TOTAL 12354
PM TOTAL 21564

04/20/05 WEDNESDAY	AM HOURS												PM HOURS												DAILY TOTAL
	1	2	3	4	5	6	7	8	9	10	11	12	1	2	3	4	5	6	7	8	9	10	11	12	
00-15																									
15-30	12	1	2	3	4	5	6	7	8	9	10	11	12	1	2	3	4	5	6	7	8	9	10	11	12796
30-45	1	2	3	4	5	6	7	8	9	10	11	12	1	2	3	4	5	6	7	8	9	10	11	12	12796
45-00																									
HOUR	AM HOURS												PM HOURS												
TOT	12	1	2	3	4	5	6	7	8	9	10	11	12	1	2	3	4	5	6	7	8	9	10	11	22853

AM PEAK HOUR 0715 TO 0815 VOLUME 2219
PM PEAK HOUR 0445 TO 0545 VOLUME 3002

AM TOTAL 12796
PM TOTAL 22853

STATE OF WASHINGTON - DEPARTMENT OF TRANSPORTATION
TRIP SYSTEM
15 MINUTE TRAFFIC COUNT SUMMARY

SR 503 MP 000.73 OFF SYSTEM ID. LEG 1 DIRECTION OF TRAFFIC BOTH WAYS LANE ALL OF

COUNT IDENTIFIER HPMS COUNTER NUMBER 003402 DESCRIPTION: ON SR 503 S/O NE 76TH ST

04/21/05 THURSDAY	AM HOURS												PM HOURS												DAILY TOTAL
	1	2	3	4	5	6	7	8	9	10	11	12	1	2	3	4	5	6	7	8	9	10	11	12	
12	1	2	3	4	5	6	7	8	9	10	11	12	1	2	3	4	5	6	7	8	9	10	11	12	35820
TOT	229	142	111	121	248	661	1435	2226	1868	1814	1909	2064	2291	2271	2553	2699	2811	2803	2281	1706	1392	1105	654	426	12828
																									22992

04/22/05 FRIDAY	AM HOURS												PM HOURS												DAILY TOTAL
	1	2	3	4	5	6	7	8	9	10	11	12	1	2	3	4	5	6	7	8	9	10	11	12	
12	1	2	3	4	5	6	7	8	9	10	11	12	1	2	3	4	5	6	7	8	9	10	11	12	3527
TOT	257	178	128	158	280	655	1389	482																	3527

04/18/05 THRU 04/22/05
TOTAL HOURS FOR COUNT 88

3 DAYS
 AVG WEEKDAY VOL 35129 X SEASONAL ADJ. FACTOR 0.9300 = 32670 X AXLE CORR FACTOR 0.9477 = ESTIMATED AVG DAILY TRAFFIC 30961
 PEAK HOUR PERCENTAGES: K = 8.55 D = 57.36
 PEAK HOUR LOCATION : VOLUME = 3002 DATE: 04/20/05 TIME: 04:45 PM

FACTOR GROUP GR-02
 FACTOR GROUP GR-A2



Interval 60 min. 15 min.

Count(volume) Speed

Binned(CL/SP) Raw

Lane No 1 2

Direction Channel 1 _____

Direction Channel 2 _____

Data Hog # 3167

Counter No. 4122-14 Count ID HPMS

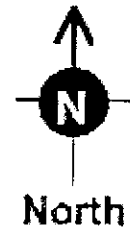
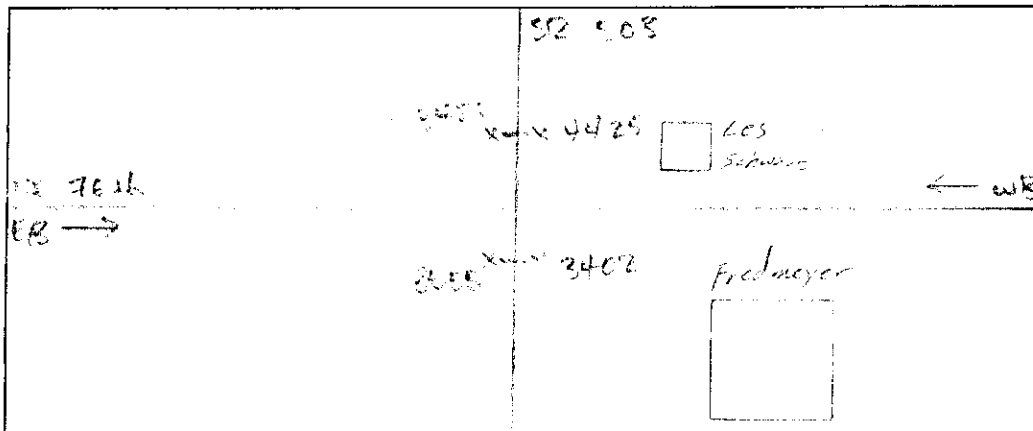
SR 50% RRT/RRQ _____ MP 0.8%

Leg (S) Direction SR OSID _____

Station Description _ ON SR 50% N/O NE 76th St.

Date	Day	Time	Comments
4/18/05	2	1000	Manual (1) 20 (2) _____ Counter (1) 20 (2) _____ Set ck JTM/JM 6.6
4/19	3	0855	Manual (1) 55 (2) _____ Counter (1) 50 (2) _____ SP=5 Check ck JTM/JM 6.6
4/20	4	1025	Manual (1) 50 (2) _____ Counter (1) 50 (2) _____ Check ck JTM/JM 6.6
4/21	5	1351	Manual (1) 51 (2) _____ Counter (1) 50 (2) _____ SP=1 Check ck JTM/JM 6.5
4/22	6	0742	Manual (1) 10 (2) _____ Counter (1) 10 (2) _____ TRV ck JTM/JM 6.5

Sketch



North

JTM JTM
Field Person



Interval 60 min. 15 min.

Count(volume) Speed

Binned(CL/SP) Raw

Lane No 1 2

Direction Channel 1 _____

Direction Channel 2 _____

Data Hog # 3163

Counter No. 4425-17 Count ID HPMS


SR SCB RRT/RRQ _____ MP 0.23

Leg (?) Direction NB OSID _____

Station Description _ ON SR SCB N/O NE 44th St.

Date	Day	Time	Comments
4/18/05	2	1115	Manual (1) 17 (2) _____ Counter (1) 17 (2) _____ Set ok JTM/JM 6.6
4/19	3	0916	Manual (1) 57 (2) _____ Counter (1) 57 (2) _____ Check ok JTM/JM 6.5
4/20	4	1026	Manual (1) 59 (2) _____ <i>SP=2</i> Counter (1) 48 (2) _____ Check ok JTM/JM 6.5
4/21	5	1351	Manual (1) 62 (2) _____ <i>SP=2</i> Counter (1) 60 (2) _____ Check ok JTM/JM 6.5
4/27	6	0740	Manual (1) 9 (2) _____ Counter (1) 9 (2) _____ P.W. ok JTM/JM 6.5

Sketch



JTM 17JM
Field Person

SR 503 MP 000.73 OFF SYSTEM ID. LEG 2 DIRECTION OF TRAFFIC SOUTHBOUND LANE ALL OF

COUNT IDENTIFIER HPMS COUNTER NUMBER 003422 DESCRIPTION: ON SR 503 N/O NE 76TH ST

04/18/05	MONDAY	AM HOURS												PM HOURS												DAILY TOTAL
00-15	12	1	2	3	4	5	6	7	8	9	10	11	12	1	2	3	4	5	6	7	8	9	10	11	12	
12	1	2	3	4	5	6	7	8	9	10	11	12	1	2	3	4	5	6	7	8	9	10	11	12	TOTAL	
TOT																									6408	

AM PEAK HOUR 0000 TO 0000 VOLUME 0
PM PEAK HOUR 0345 TO 0445 VOLUME 1227

04/19/05	TUESDAY	AM HOURS												PM HOURS												DAILY TOTAL
00-15	12	1	2	3	4	5	6	7	8	9	10	11	12	1	2	3	4	5	6	7	8	9	10	11	12	
12	1	2	3	4	5	6	7	8	9	10	11	12	1	2	3	4	5	6	7	8	9	10	11	12	TOTAL	
TOT																									16157	

AM PEAK HOUR 0700 TO 0800 VOLUME 1403
PM PEAK HOUR 0415 TO 0515 VOLUME 1143

04/20/05	WEDNESDAY	AM HOURS												PM HOURS												DAILY TOTAL
00-15	12	1	2	3	4	5	6	7	8	9	10	11	12	1	2	3	4	5	6	7	8	9	10	11	12	
12	1	2	3	4	5	6	7	8	9	10	11	12	1	2	3	4	5	6	7	8	9	10	11	12	TOTAL	
TOT																									16730	

AM PEAK HOUR 0700 TO 0800 VOLUME 1426
PM PEAK HOUR 0445 TO 0545 VOLUME 1249

SR 503 MP 000.73 OFF SYSTEM ID. LEG 2 DIRECTION OF TRAFFIC SOUTHBOUND LANE ALL OF

COUNT IDENTIFIER HPMS COUNTER NUMBER 003422 DESCRIPTION: ON SR 503 N/O NE 76TH ST

04/21/05 THURSDAY	AM HOURS												PM HOURS												DAILY TOTAL
	1	2	3	4	5	6	7	8	9	10	11	12	1	2	3	4	5	6	7	8	9	10	11	12	
12	1	2	3	4	5	6	7	8	9	10	11	12	1	2	3	4	5	6	7	8	9	10	11	12	1368
65	38	43	62	156	438	954	1368	1094	1045	925	1084	1128	922	1125	1093	1179	1214	920	710	571	398	225	136	16893	
AM PEAK HOUR 0700 TO 0800 VOLUME 1368													PM PEAK HOUR 0430 TO 0530 VOLUME 1280												AM TOTAL 7272
PM PEAK HOUR 0430 TO 0530 VOLUME 1280																									PM TOTAL 9621

04/22/05 FRIDAY	AM HOURS												PM HOURS												DAILY TOTAL
	1	2	3	4	5	6	7	8	9	10	11	12	1	2	3	4	5	6	7	8	9	10	11	12	
12	1	2	3	4	5	6	7	8	9	10	11	12	1	2	3	4	5	6	7	8	9	10	11	12	2423
91	41	51	84	165	428	916	647											AM PEAK HOUR 0630 TO 0730 VOLUME 1176	AM TOTAL 2423						
PM PEAK HOUR 0000 TO 0000 VOLUME 0																									PM TOTAL 0

04/18/05 THRU 04/22/05
 TOTAL HOURS FOR COUNT 88

3 DAYS AVG WEEKDAY VOL 16593 X SEASONAL ADJ. FACTOR 0.9300 = 15431 X AXLE CORR FACTOR 0.9477 = ESTIMATED AVG DAILY TRAFFIC 14624

FACTOR GROUP GR-02
 FACTOR GROUP GR-A2

SR 503 MP 000.73 OFF SYSTEM ID. LEG 2 DIRECTION OF TRAFFIC NORTHBOUND LANE ALL OF

COUNT IDENTIFIER HPMS COUNTER NUMBER 004425 DESCRIPTION: ON SR 503 N/O NE 76TH ST

04/18/05	AM HOURS												PM HOURS												DAILY TOTAL	
	1	2	3	4	5	6	7	8	9	10	11	12	1	2	3	4	5	6	7	8	9	10	11	12		
00-15	12	1	2	3	4	5	6	7	8	9	10	11	12	1	2	3	4	5	6	7	8	9	10	11	12	60
15-30	1	2	3	4	5	6	7	8	9	10	11	12	1	2	3	4	5	6	7	8	9	10	11	12	67	
30-45	1	2	3	4	5	6	7	8	9	10	11	12	1	2	3	4	5	6	7	8	9	10	11	12	74	
45-00	1	2	3	4	5	6	7	8	9	10	11	12	1	2	3	4	5	6	7	8	9	10	11	12	43	
TOT	12	1	2	3	4	5	6	7	8	9	10	11	12	1	2	3	4	5	6	7	8	9	10	11	12	221
	AM PEAK HOUR 0000 TO 0000 VOLUME 627												PM PEAK HOUR 0500 TO 0600 VOLUME 1540												AM TOTAL 8921	

04/19/05	AM HOURS												PM HOURS												DAILY TOTAL	
	1	2	3	4	5	6	7	8	9	10	11	12	1	2	3	4	5	6	7	8	9	10	11	12		
00-15	12	1	2	3	4	5	6	7	8	9	10	11	12	1	2	3	4	5	6	7	8	9	10	11	12	59
15-30	1	2	3	4	5	6	7	8	9	10	11	12	1	2	3	4	5	6	7	8	9	10	11	12	72	
30-45	1	2	3	4	5	6	7	8	9	10	11	12	1	2	3	4	5	6	7	8	9	10	11	12	40	
45-00	1	2	3	4	5	6	7	8	9	10	11	12	1	2	3	4	5	6	7	8	9	10	11	12	47	
TOT	130	63	56	46	63	149	436	729	671	723	760	901	1103	1118	1275	1382	1433	1498	1339	889	731	587	383	218	16683	
	AM PEAK HOUR 1100 TO 1200 VOLUME 901												PM PEAK HOUR 0500 TO 0600 VOLUME 1498												AM TOTAL 4727	

04/20/05	AM HOURS												PM HOURS												DAILY TOTAL	
	1	2	3	4	5	6	7	8	9	10	11	12	1	2	3	4	5	6	7	8	9	10	11	12		
00-15	12	1	2	3	4	5	6	7	8	9	10	11	12	1	2	3	4	5	6	7	8	9	10	11	12	70
15-30	1	2	3	4	5	6	7	8	9	10	11	12	1	2	3	4	5	6	7	8	9	10	11	12	71	
30-45	1	2	3	4	5	6	7	8	9	10	11	12	1	2	3	4	5	6	7	8	9	10	11	12	41	
45-00	1	2	3	4	5	6	7	8	9	10	11	12	1	2	3	4	5	6	7	8	9	10	11	12	41	
TOT	139	70	61	62	62	148	518	726	696	704	833	909	1070	1164	1236	1305	1540	1585	1224	886	849	601	379	223	16990	
	AM PEAK HOUR 1100 TO 1200 VOLUME 909												PM PEAK HOUR 0445 TO 0545 VOLUME 1611												AM TOTAL 4928	

SR 503 MP 000.73 OFF SYSTEM ID. LEG 2 DIRECTION OF TRAFFIC NORTHBOUND LANE ALL OF

COUNT IDENTIFIER HPMS COUNTER NUMBER 004425 DESCRIPTION: ON SR 503 N/O NE 76TH ST

04/21/05 THURSDAY	AM HOURS												PM HOURS												DAILY TOTAL	
	1	2	3	4	5	6	7	8	9	10	11	12	1	2	3	4	5	6	7	8	9	10	11	12		
12	1	2	3	4	5	6	7	8	9	10	11	12	1	2	3	4	5	6	7	8	9	10	11	12	1363	
TOT	140	79	56	38	66	170	425	759	688	747	811	934	1082	1201	1256	1385	1535	1529	1248	920	829	646	331	247	17122	
									AM PEAK HOUR 1045 TO 1145 VOLUME 934												AM TOTAL 4913					
									PM PEAK HOUR 0445 TO 0545 VOLUME 1588													PM TOTAL 12209				

04/22/05 FRIDAY	AM HOURS												PM HOURS												DAILY TOTAL	
	1	2	3	4	5	6	7	8	9	10	11	12	1	2	3	4	5	6	7	8	9	10	11	12		
12	1	2	3	4	5	6	7	8	9	10	11	12	1	2	3	4	5	6	7	8	9	10	11	12	1363	
TOT	155	88	59	52	66	170	408	365																		1363

04/18/05 THRU 04/22/05
 TOTAL HOURS FOR COUNT 88

3 DAYS
 AVG WEEKDAY VOL 16932 X SEASONAL ADJ. FACTOR 0.9300 = 15747 X AXLE CORR FACTOR 0.9477 = ESTIMATED AVG DAILY TRAFFIC 14923

FACTOR GROUP GR-02
 FACTOR GROUP GR-A2

SR 503 MP 000.73 OFF SYSTEM ID. LEG 2 DIRECTION OF TRAFFIC BOTH WAYS LANE ALL OF

COUNT IDENTIFIER HPMS COUNTER NUMBER 004425 DESCRIPTION: ON SR 503 N/O NE 76TH ST

04/18/05 MONDAY		AM HOURS												PM HOURS												DAILY TOTAL	
TIME	COUNT	1	2	3	4	5	6	7	8	9	10	11	12	1	2	3	4	5	6	7	8	9	10	11	12	TOT	DAILY
00-15	12	1	2	3	4	5	6	7	8	9	10	11	12	1	2	3	4	5	6	7	8	9	10	11	12	1124	15329
15-30	1	2	3	4	5	6	7	8	9	10	11	12	1	2	3	4	5	6	7	8	9	10	11	12	547	100	
30-45	48	26	19	27	58	187	448	595	433	400	404	515	535	557	603	641	676	742	515	362	351	228	150	71	577	126	
45-00	43	26	29	38	92	191	436	528	434	427	518	549	568	538	564	622	690	613	543	367	355	207	114	59	701	64	
HOUR	TOT	106	111	123	232	589	1470	2152	1711	1652	1781	1987	2123	2173	2258	2420	2737	2783	2200	1593	1389	969	619	338	1124	15329	

AM PEAK HOUR 0000 TO 0000 VOLUME 0
PM PEAK HOUR 0345 TO 0445 VOLUME 2708

04/19/05 TUESDAY		AM HOURS												PM HOURS												DAILY TOTAL	
TIME	COUNT	1	2	3	4	5	6	7	8	9	10	11	12	1	2	3	4	5	6	7	8	9	10	11	12	TOT	DAILY
00-15	12	1	2	3	4	5	6	7	8	9	10	11	12	1	2	3	4	5	6	7	8	9	10	11	12	195	32840
15-30	1	2	3	4	5	6	7	8	9	10	11	12	1	2	3	4	5	6	7	8	9	10	11	12	104	11789	
30-45	65	27	32	33	41	97	222	449	430	474	404	418	526	492	528	575	650	648	564	401	355	293	172	98	37	70	
45-00	37	34	31	31	72	196	429	566	458	398	421	504	531	516	598	637	611	649	506	350	275	185	121	66	104	121	
HOUR	TOT	104	110	115	202	583	1355	2132	1754	1693	1699	1847	2162	2053	2257	2472	2560	2632	2205	1537	1252	985	611	325	195	32840	

AM PEAK HOUR 0700 TO 0800 VOLUME 2132
PM PEAK HOUR 0500 TO 0600 VOLUME 2632

04/20/05 WEDNESDAY		AM HOURS												PM HOURS												DAILY TOTAL	
TIME	COUNT	1	2	3	4	5	6	7	8	9	10	11	12	1	2	3	4	5	6	7	8	9	10	11	12	TOT	DAILY
00-15	12	1	2	3	4	5	6	7	8	9	10	11	12	1	2	3	4	5	6 <td>7</td> <td>8</td> <td>9</td> <td>10</td> <td>11</td> <td>12</td> <td>204</td> <td>33720</td>	7	8	9	10	11	12	204	33720
15-30	1	2	3	4	5	6	7	8	9	10	11	12	1	2	3	4	5	6	7	8	9	10	11	12	106	12118	
30-45	57	33	30	28	45	100	262	470	446	393	405	413	515	531	539	526	705	707	580	447	345	267	204	105	43	103	
45-00	48	26	19	27	58	187	448	595	433	400	404	515	535	557	603	641	676	742	515	362	351	228	150	71	43	71	
HOUR	TOT	106	111	123	232	589	1470	2152	1711	1652	1781	1987	2123	2173	2258	2420	2737	2783	2200	1593	1389	969	619	338	204	33720	

AM PEAK HOUR 0700 TO 0800 VOLUME 2152
PM PEAK HOUR 0445 TO 0545 VOLUME 2860

SR 503 MP 000.73 OFF SYSTEM ID. LEG 2 DIRECTION OF TRAFFIC BOTH WAYS LANE ALL OF

COUNT IDENTIFIER HPMS COUNTER NUMBER 004425 DESCRIPTION: ON SR 503 N/O NE 76TH ST

04/21/05 THURSDAY		AM HOURS												PM HOURS					DAILY							
12	1	2	3	4	5	6	7	8	9	10	11	12	1	2	3	4	5	6	7	8	9	10	11	12	TOTAL	
12	1	2	3	4	5	6	7	8	9	10	11	12	1	2	3	4	5	6	7	8	9	10	11	12	34015	
59	26	25	17	39	91	235	449	426	431	435	468	591	533	561	566	597	689	571	465	335	312	183	123	97	135	123
15-30	57	33	34	30	33	133	307	404	473	404	525	557	549	579	613	714	752	563	420	354	282	135	97	116	85	116
30-45	49	31	18	25	60	184	410	591	435	412	502	527	507	616	657	729	673	519	405	382	253	116	85	116	85	116
45-00	40	27	22	28	90	200	427	532	457	453	523	535	534	625	642	674	629	515	340	329	197	122	78	122	78	78
TOT	205	117	99	100	222	608	1379	2127	1782	1792	1736	2018	2210	2123	2381	2478	2714	2743	2168	1630	1400	1044	556	383	383	34015

AM PEAK HOUR 0700 TO 0800 VOLUME 2127 AM TOTAL 12185
 PM PEAK HOUR 0430 TO 0530 VOLUME 2844 PM TOTAL 21830

04/22/05 FRIDAY		AM HOURS												PM HOURS					DAILY							
1	2	3	4	5	6	7	8	9	10	11	12	1	2	3	4	5	6	7	8	9	10	11	12	TOTAL		
12	1	2	3	4	5	6	7	8	9	10	11	12	1	2	3	4	5	6	7	8	9	10	11	12	3786	
69	47	26	33	41	110	216	462	426	431	435	468	591	533	561	566	597	689	571	465	335	312	183	123	97	135	123
15-30	68	27	36	46	112	309	550	404	473	404	525	557	549	579	613	714	752	563	420	354	282	135	97	116	85	116
30-45	69	18	22	34	61	188	385	435	412	412	502	527	507	616	657	729	673	519	405	382	253	116	85	116	85	116
45-00	40	37	26	31	83	188	414	457	453	485	523	535	534	625	642	674	629	515	340	329	197	122	78	122	78	78
TOT	246	129	110	136	231	598	1324	1012	1782	1792	1736	2018	2210	2123	2381	2478	2714	2743	2168	1630	1400	1044	556	383	383	34015

AM PEAK HOUR 0630 TO 0730 VOLUME 1811 AM TOTAL 3786
 PM PEAK HOUR 0000 TO 0000 VOLUME 0 PM TOTAL 0

04/18/05 THRU 04/22/05 TOTAL HOURS FOR COUNT 88
 3 DAYS AVG WEEKDAY VOL 33525 X SEASONAL ADJ. FACTOR 0.9300 = 31178 X AXLE CORR FACTOR 0.9477 = ESTIMATED AVG DAILY TRAFFIC 29547
 PEAK HOUR PERCENTAGES: K = 8.53 D = 56.33
 PEAK HOUR LOCATION : VOLUME = 2860 DATE: 04/20/05 TIME: 04:45 PM