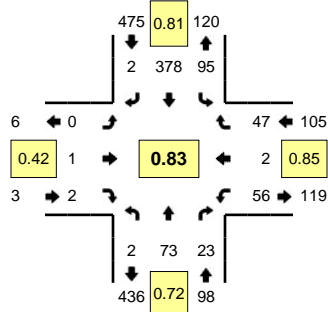
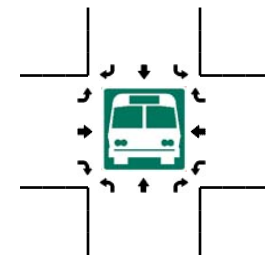
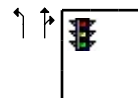
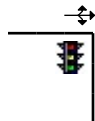
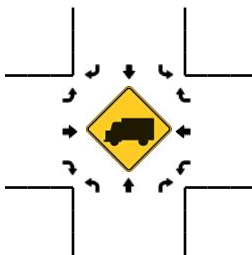
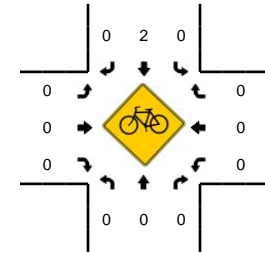
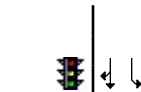
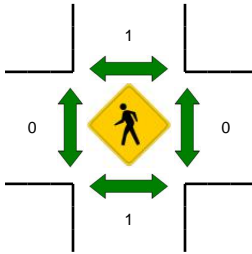
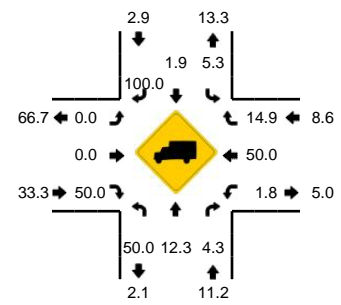


LOCATION: NW Lakeshore -- NW 99th St
CITY/STATE: Vancouver, WA

QC JOB #: 10637102
DATE: 7/14/2011



Peak-Hour: 7:20 AM -- 8:20 AM
Peak 15-Min: 7:35 AM -- 7:50 AM



5-Min Count Period Beginning At	NW Lakeshore (Northbound)				NW Lakeshore (Southbound)				NW 99th St (Eastbound)				NW 99th St (Westbound)				Total	Hourly Totals
	Left	Thru	Right	U	Left	Thru	Right	U	Left	Thru	Right	U	Left	Thru	Right	U		
6:30 AM	0	6	0	0	1	28	0	0	0	0	0	0	1	0	2	0	38	
6:35 AM	0	3	2	0	8	26	0	0	0	0	0	0	4	0	3	0	46	
6:40 AM	0	5	1	0	0	25	0	0	0	0	0	0	5	0	4	0	40	
6:45 AM	0	2	0	0	6	22	0	0	0	0	0	0	1	0	3	0	34	
6:50 AM	0	10	1	0	3	37	0	0	0	0	1	0	7	0	3	0	62	
6:55 AM	0	8	0	0	2	23	0	0	0	0	0	0	4	0	6	0	43	
7:00 AM	0	5	0	0	5	20	0	0	0	0	1	0	1	0	0	0	32	
7:05 AM	0	5	1	0	3	30	1	0	0	0	0	0	3	0	1	0	44	
7:10 AM	0	4	4	0	3	28	0	0	1	0	1	0	5	0	1	0	47	
7:15 AM	0	5	2	0	4	27	0	0	0	0	0	0	2	0	3	0	43	
7:20 AM	0	4	2	0	12	42	0	0	0	0	0	0	6	0	3	0	69	
7:25 AM	0	6	4	0	12	31	0	0	0	0	0	0	3	0	5	0	61	559
7:30 AM	0	3	0	0	9	38	0	0	0	0	0	0	6	0	2	0	58	579
7:35 AM	0	4	0	0	6	51	0	0	0	0	0	0	5	0	3	0	69	602
7:40 AM	0	7	2	0	2	43	0	0	0	0	0	0	11	0	2	0	67	629
7:45 AM	0	9	2	0	9	37	0	0	0	1	0	0	7	0	3	0	68	663
7:50 AM	0	11	3	0	6	26	0	0	0	0	1	0	5	0	2	0	54	655
7:55 AM	2	7	2	0	6	19	0	0	0	0	0	0	3	0	5	0	44	656
8:00 AM	0	2	3	0	13	23	0	0	0	0	1	0	3	2	3	0	50	674
8:05 AM	0	7	2	0	6	22	1	0	0	0	0	0	0	0	6	0	44	674
8:10 AM	0	8	0	0	7	25	1	0	0	0	0	0	2	0	3	0	46	673
8:15 AM	0	5	3	0	7	21	0	0	0	0	0	0	5	0	10	0	51	681
8:20 AM	0	10	1	0	8	28	0	0	0	0	0	0	2	0	3	0	52	664
8:25 AM	0	9	1	0	2	25	0	0	0	0	0	0	1	0	9	0	47	650
Peak 15-Min Flowrates	Northbound				Southbound				Eastbound				Westbound				Total	
All Vehicles	0	80	16	0	68	524	0	0	0	4	0	0	92	0	32	0	816	
Heavy Trucks	0	12	0		0	12	0		0	0	0		0	0	0		24	
Pedestrians		0				4				0				0			4	
Bicycles	0	0	0		0	1	0		0	0	0		0	0	0		1	
Railroad																		
Stopped Buses																		

Comments: