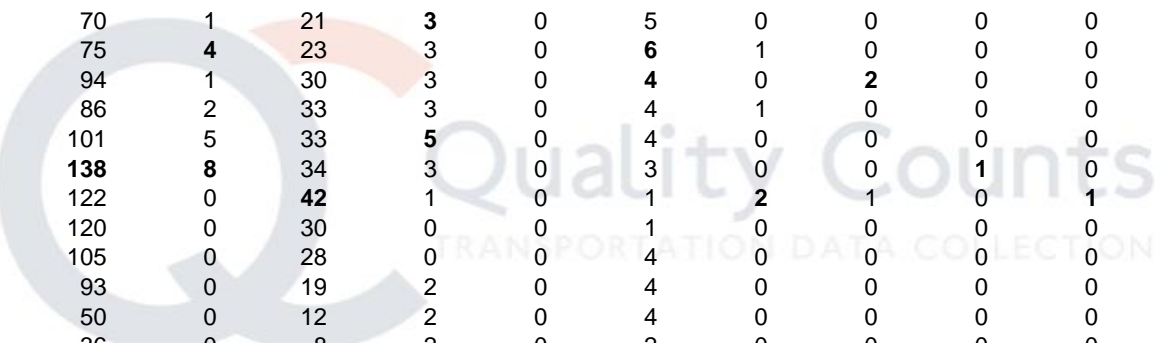


**LOCATION:** NE 99 ST E of NE Hwy 99 **QC JOB #:** 14513865  
**SPECIFIC LOCATION:** NE 99 ST E of NE Hwy 99 **DIRECTION:** EB  
**CITY/STATE:** Clark, WA **DATE:** Oct 05 2017

Start Time	Motor-cycles	Cars & Trailer	2 Axle Long	Buses	2 Axle 6 Tire	3 Axle Single	4 Axle Single	<5 Axle Double	5 Axle Double	>6 Axle Double	<6 Axle Multi	6 Axle Multi	>6 Axle Multi	Not Classified	Total
12:00 AM	1	35	7	0	3	0	0	0	0	0	0	0	0	0	46
1:00 AM	0	19	1	0	1	0	0	0	0	0	0	0	0	0	21
2:00 AM	0	17	7	0	1	0	0	0	0	0	0	0	0	0	25
3:00 AM	0	18	5	0	0	0	0	0	0	0	0	0	0	0	23
4:00 AM	0	17	6	0	2	0	0	0	0	0	0	0	0	2	27
5:00 AM	1	36	25	0	3	0	0	0	0	0	0	0	0	3	68
6:00 AM	0	123	31	3	9	2	0	3	0	2	0	0	0	3	176
7:00 AM	3	205	52	2	28	0	0	5	1	3	0	0	0	3	302
8:00 AM	3	252	79	0	23	2	0	5	1	0	0	0	0	3	368
9:00 AM	16	172	61	3	39	2	1	3	0	0	0	0	0	8	305
10:00 AM	14	225	70	1	21	3	0	5	0	0	0	0	0	8	347
11:00 AM	11	249	75	4	23	3	0	6	1	0	0	0	0	15	387
12:00 PM	15	307	94	1	30	3	0	4	0	2	0	0	0	11	467
1:00 PM	12	257	86	2	33	3	0	4	1	0	0	0	0	6	404
2:00 PM	11	358	101	5	33	5	0	4	0	0	0	0	0	8	525
3:00 PM	22	412	138	8	34	3	0	3	0	0	1	0	0	17	638
4:00 PM	9	435	122	0	42	1	0	1	2	1	0	1	0	8	622
5:00 PM	5	512	120	0	30	0	0	1	0	0	0	0	0	7	675
6:00 PM	3	415	105	0	28	0	0	4	0	0	0	0	0	13	568
7:00 PM	1	378	93	0	19	2	0	4	0	0	0	0	1	20	518
8:00 PM	1	292	50	0	12	2	0	4	0	0	0	0	0	6	367
9:00 PM	2	220	36	0	8	2	0	2	0	0	0	0	0	4	274
10:00 PM	1	141	26	0	4	1	0	0	0	0	0	0	0	7	180
11:00 PM	0	71	15	0	2	0	0	0	0	0	0	0	0	0	88
<b>Day Total</b>	131	5166	1405	29	428	34	1	58	6	8	1	1	1	152	7421
<b>Percent</b>	1.8%	69.6%	18.9%	0.4%	5.8%	0.5%	0.0%	0.8%	0.1%	0.1%	0.0%	0.0%	0.0%	2.0%	



<b>ADT</b> 7421	
--------------------	--

AM Peak	9:00 AM	8:00 AM	8:00 AM	11:00 AM	9:00 AM	10:00 AM	9:00 AM	11:00 AM	7:00 AM	7:00 AM				11:00 AM	11:00 AM
Volume	16	252	79	4	39	3	1	6	1	3				15	387
PM Peak	3:00 PM	5:00 PM	3:00 PM	3:00 PM	4:00 PM	2:00 PM		12:00 PM	4:00 PM	12:00 PM	3:00 PM	4:00 PM	7:00 PM	7:00 PM	5:00 PM
Volume	22	512	138	8	42	5		4	2	2	1	1	1	20	675

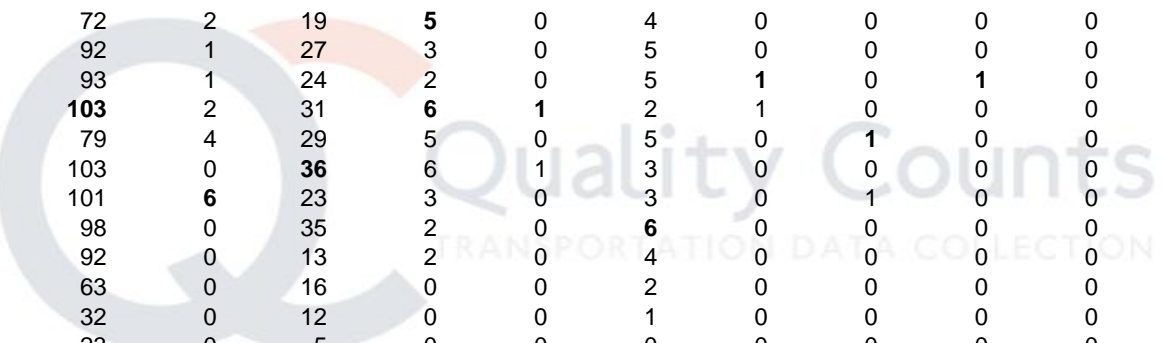
Comments:

<b>LOCATION:</b> NE 99 ST E of NE Hwy 99													<b>QC JOB #:</b> 14513865		
<b>SPECIFIC LOCATION:</b> NE 99 ST E of NE Hwy 99													<b>DIRECTION:</b> EB		
<b>CITY/STATE:</b> Clark, WA													<b>DATE:</b> Oct 05 2017 - Oct 05 2017		
Start Time	Motor-cycles	Cars & Trailer	2 Axle Long	Buses	2 Axle 6 Tire	3 Axle Single	4 Axle Single	<5 Axle Double	5 Axle Double	>6 Axle Double	<6 Axle Multi	6 Axle Multi	>6 Axle Multi	Not Classified	Total
<b>Grand Total</b>	131	5166	1405	29	428	34	1	58	6	8	1	1	1	152	7421
<b>Percent</b>	1.8%	69.6%	18.9%	0.4%	5.8%	0.5%	0.0%	0.8%	0.1%	0.1%	0.0%	0.0%	0.0%	2.0%	
<b>ADT</b> 7421															
<i>Comments:</i>															



**LOCATION:** NE 99 ST E of NE Hwy 99 **QC JOB #:** 14513865  
**SPECIFIC LOCATION:** NE 99 ST E of NE Hwy 99 **DIRECTION:** WB  
**CITY/STATE:** Clark, WA **DATE:** Oct 05 2017

Start Time	Motor-cycles	Cars & Trailer	2 Axle Long	Buses	2 Axle 6 Tire	3 Axle Single	4 Axle Single	<5 Axle Double	5 Axle Double	>6 Axle Double	<6 Axle Multi	6 Axle Multi	>6 Axle Multi	Not Classified	Total
12:00 AM	0	13	3	0	2	0	0	0	0	0	0	0	0	0	18
1:00 AM	0	11	2	0	0	0	0	0	0	0	0	0	0	0	13
2:00 AM	0	13	2	0	1	0	0	0	0	0	0	0	0	0	16
3:00 AM	0	24	7	0	2	0	0	0	0	0	0	0	0	0	33
4:00 AM	0	78	24	0	10	0	0	1	0	0	0	0	0	0	113
5:00 AM	5	192	55	0	18	1	0	1	0	0	0	0	0	3	275
6:00 AM	2	293	78	3	33	3	0	6	0	0	0	0	0	8	426
7:00 AM	4	376	91	2	28	3	0	3	0	0	0	0	0	10	517
8:00 AM	12	404	100	3	47	4	1	12	0	0	1	0	0	14	598
9:00 AM	16	272	69	1	24	3	0	6	0	0	0	0	1	6	398
10:00 AM	6	269	72	2	19	5	0	4	0	0	0	0	0	5	382
11:00 AM	19	297	92	1	27	3	0	5	0	0	0	0	0	2	446
12:00 PM	11	287	93	1	24	2	0	5	1	0	1	0	0	6	431
1:00 PM	18	306	103	2	31	6	1	2	1	0	0	0	0	9	479
2:00 PM	13	318	79	4	29	5	0	5	0	1	0	0	0	9	463
3:00 PM	21	356	103	0	36	6	1	3	0	0	0	0	0	10	536
4:00 PM	15	393	101	6	23	3	0	3	0	1	0	0	0	11	556
5:00 PM	5	408	98	0	35	2	0	6	0	0	0	0	0	5	559
6:00 PM	4	313	92	0	13	2	0	4	0	0	0	0	0	11	439
7:00 PM	4	207	63	0	16	0	0	2	0	0	0	0	0	5	297
8:00 PM	0	185	32	0	12	0	0	1	0	0	0	0	0	2	232
9:00 PM	1	79	23	0	5	0	0	0	0	0	0	0	0	1	109
10:00 PM	0	74	8	0	2	0	0	0	0	0	0	0	0	1	85
11:00 PM	1	34	9	0	5	0	0	1	0	0	0	0	0	0	50
<b>Day Total</b>	157	5202	1399	25	442	48	3	70	2	2	2	0	1	118	7471
<b>Percent</b>	2.1%	69.6%	18.7%	0.3%	5.9%	0.6%	0.0%	0.9%	0.0%	0.0%	0.0%	0.0%	0.0%	1.6%	



<b>ADT</b> 7471	
--------------------	--

AM Peak Volume	11:00 AM	8:00 AM	8:00 AM	6:00 AM	8:00 AM	10:00 AM	8:00 AM	8:00 AM			8:00 AM		9:00 AM	8:00 AM	8:00 AM
PM Peak Volume	3:00 PM	5:00 PM	1:00 PM	4:00 PM	3:00 PM	1:00 PM	1:00 PM	5:00 PM	12:00 PM	2:00 PM	12:00 PM			4:00 PM	5:00 PM
	19	404	100	3	47	5	1	12			1		1	14	598
	21	408	103	6	36	6	1	6	1	1	1			11	559

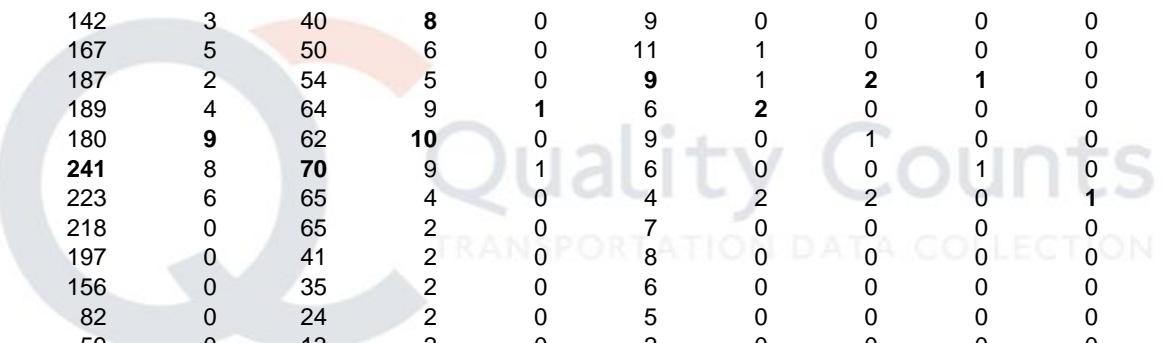
Comments:

<b>LOCATION:</b> NE 99 ST E of NE Hwy 99													<b>QC JOB #:</b> 14513865		
<b>SPECIFIC LOCATION:</b> NE 99 ST E of NE Hwy 99													<b>DIRECTION:</b> WB		
<b>CITY/STATE:</b> Clark, WA													<b>DATE:</b> Oct 05 2017 - Oct 05 2017		
Start Time	Motor-cycles	Cars & Trailer	2 Axle Long	Buses	2 Axle 6 Tire	3 Axle Single	4 Axle Single	<5 Axle Double	5 Axle Double	>6 Axle Double	<6 Axle Multi	6 Axle Multi	>6 Axle Multi	Not Classified	Total
<b>Grand Total</b>	157	5202	1399	25	442	48	3	70	2	2	2	0	1	118	7471
<b>Percent</b>	2.1%	69.6%	18.7%	0.3%	5.9%	0.6%	0.0%	0.9%	0.0%	0.0%	0.0%	0.0%	0.0%	1.6%	
<b>ADT</b> 7471															
<i>Comments:</i>															



**LOCATION:** NE 99 ST E of NE Hwy 99 **QC JOB #:** 14513865  
**SPECIFIC LOCATION:** NE 99 ST E of NE Hwy 99 **DIRECTION:** EB/WB  
**CITY/STATE:** Clark, WA **DATE:** Oct 05 2017

Start Time	Motor-cycles	Cars & Trailer	2 Axle Long	Buses	2 Axle 6 Tire	3 Axle Single	4 Axle Single	<5 Axle Double	5 Axle Double	>6 Axle Double	<6 Axle Multi	6 Axle Multi	>6 Axle Multi	Not Classified	Total
12:00 AM	1	48	10	0	5	0	0	0	0	0	0	0	0	0	64
1:00 AM	0	30	3	0	1	0	0	0	0	0	0	0	0	0	34
2:00 AM	0	30	9	0	2	0	0	0	0	0	0	0	0	0	41
3:00 AM	0	42	12	0	2	0	0	0	0	0	0	0	0	0	56
4:00 AM	0	95	30	0	12	0	0	1	0	0	0	0	0	2	140
5:00 AM	6	228	80	0	21	1	0	1	0	0	0	0	0	6	343
6:00 AM	2	416	109	6	42	5	0	9	0	2	0	0	0	11	602
7:00 AM	7	581	143	4	56	3	0	8	1	3	0	0	0	13	819
8:00 AM	15	656	179	3	70	6	1	17	1	0	1	0	0	17	966
9:00 AM	32	444	130	4	63	5	1	9	0	0	0	0	1	14	703
10:00 AM	20	494	142	3	40	8	0	9	0	0	0	0	0	13	729
11:00 AM	30	546	167	5	50	6	0	11	1	0	0	0	0	17	833
12:00 PM	26	594	187	2	54	5	0	9	1	2	1	0	0	17	898
1:00 PM	30	563	189	4	64	9	1	6	2	0	0	0	0	15	883
2:00 PM	24	676	180	9	62	10	0	9	0	1	0	0	0	17	988
3:00 PM	43	768	241	8	70	9	1	6	0	0	1	0	0	27	1174
4:00 PM	24	828	223	6	65	4	0	4	2	2	0	1	0	19	1178
5:00 PM	10	920	218	0	65	2	0	7	0	0	0	0	0	12	1234
6:00 PM	7	728	197	0	41	2	0	8	0	0	0	0	0	24	1007
7:00 PM	5	585	156	0	35	2	0	6	0	0	0	0	1	25	815
8:00 PM	1	477	82	0	24	2	0	5	0	0	0	0	0	8	599
9:00 PM	3	299	59	0	13	2	0	2	0	0	0	0	0	5	383
10:00 PM	1	215	34	0	6	1	0	0	0	0	0	0	0	8	265
11:00 PM	1	105	24	0	7	0	0	1	0	0	0	0	0	0	138
<b>Day Total</b>	288	10368	2804	54	870	82	4	128	8	10	3	1	2	270	14892
<b>Percent</b>	1.9%	69.6%	18.8%	0.4%	5.8%	0.6%	0.0%	0.9%	0.1%	0.1%	0.0%	0.0%	0.0%	1.8%	



<b>ADT 14892</b>	
------------------	--

AM Peak Volume	9:00 AM	8:00 AM	8:00 AM	6:00 AM	8:00 AM	10:00 AM	8:00 AM	8:00 AM	7:00 AM	7:00 AM	8:00 AM		9:00 AM	8:00 AM	8:00 AM
PM Peak Volume	3:00 PM	5:00 PM	3:00 PM	2:00 PM	3:00 PM	2:00 PM	1:00 PM	12:00 PM	1:00 PM	12:00 PM	12:00 PM	4:00 PM	7:00 PM	3:00 PM	5:00 PM

Comments:

<b>LOCATION:</b> NE 99 ST E of NE Hwy 99													<b>QC JOB #:</b> 14513865		
<b>SPECIFIC LOCATION:</b> NE 99 ST E of NE Hwy 99													<b>DIRECTION:</b> EB/WB		
<b>CITY/STATE:</b> Clark, WA													<b>DATE:</b> Oct 05 2017 - Oct 05 2017		
Start Time	Motor-cycles	Cars & Trailer	2 Axle Long	Buses	2 Axle 6 Tire	3 Axle Single	4 Axle Single	<5 Axle Double	5 Axle Double	>6 Axle Double	<6 Axle Multi	6 Axle Multi	>6 Axle Multi	Not Classified	Total
<b>Grand Total</b>	288	10368	2804	54	870	82	4	128	8	10	3	1	2	270	14892
<b>Percent</b>	1.9%	69.6%	18.8%	0.4%	5.8%	0.6%	0.0%	0.9%	0.1%	0.1%	0.0%	0.0%	0.0%	1.8%	
<b>ADT</b> 14892															
<i>Comments:</i>															

