

Type of report: Tube Count - Speed Data

LOCATION: SC01838 - NE 99th St W of NE 50th Ave															QC JOB #: 155490116		
SPECIFIC LOCATION:															DIRECTION: EB		
CITY/STATE: Salmon Creek, WA															DATE: Oct 26 2021		
Start Time	1 15	16 20	21 25	26 30	31 35	36 40	41 45	46 50	51 55	56 60	61 65	66 70	71 75	76 999	Total	Pace Speed	Number in Pace
12:00 AM	0	0	0	2	9	10	6	3	0	0	0	0	0	0	30	31-40	19
01:00 AM	0	0	0	0	1	6	2	1	1	0	0	0	0	0	11	36-45	8
02:00 AM	1	0	0	0	1	8	2	1	0	0	0	0	0	0	13	36-45	10
03:00 AM	1	0	0	0	3	2	3	1	0	0	0	0	0	0	10	31-40	5
04:00 AM	0	0	0	0	1	10	7	1	0	0	0	0	0	0	19	36-45	17
05:00 AM	5	0	1	4	13	26	14	4	0	0	0	0	0	0	67	36-45	40
06:00 AM	14	0	0	9	40	73	24	3	1	0	0	0	0	0	164	31-40	113
07:00 AM	10	0	0	19	83	108	45	1	1	0	0	0	0	0	267	31-40	191
08:00 AM	18	0	3	15	85	127	36	6	0	0	0	0	0	0	290	31-40	212
09:00 AM	14	0	1	16	82	117	29	6	1	0	0	0	0	0	266	31-40	199
10:00 AM	9	1	0	10	69	95	32	5	1	0	0	0	0	0	222	31-40	164
11:00 AM	13	1	0	8	64	121	55	8	1	0	0	0	0	0	271	31-40	185
12:00 PM	11	0	1	6	60	133	56	10	1	1	0	0	0	0	279	31-40	193
01:00 PM	22	0	0	7	43	114	56	11	1	0	0	0	0	0	254	36-45	170
02:00 PM	21	0	0	5	59	111	79	8	2	0	0	0	0	0	285	36-45	190
03:00 PM	26	0	4	11	64	144	77	15	2	0	0	0	0	0	343	36-45	221
04:00 PM	27	1	1	8	69	164	87	14	1	1	0	0	0	0	373	36-45	251
05:00 PM	33	1	0	13	48	206	93	16	2	0	0	0	0	0	412	36-45	299
06:00 PM	20	0	1	2	54	152	65	11	1	0	0	0	0	0	306	36-45	217
07:00 PM	11	1	0	20	64	85	26	5	0	0	0	0	0	0	212	31-40	149
08:00 PM	10	1	0	2	52	58	26	2	0	1	0	0	0	0	152	31-40	110
09:00 PM	5	0	0	1	14	37	21	3	1	0	0	0	0	0	82	36-45	58
10:00 PM	11	0	0	1	19	18	14	2	1	0	0	0	0	0	66	31-40	37
11:00 PM	0	0	0	2	9	17	13	0	0	0	0	0	0	0	41	36-45	30
<b>Day Total</b>	282	6	12	161	1006	1942	868	137	18	3	0	0	0	0	4435	31-40	2948
<b>Percent</b>	6.4%	0.1%	0.3%	3.6%	22.7%	43.8%	19.6%	3.1%	0.4%	0.1%	0%	0%	0%	0%			
<b>AM Peak Volume</b>	8:00 AM 18	10:00 AM 1	8:00 AM 3	7:00 AM 19	8:00 AM 85	8:00 AM 127	11:00 AM 55	11:00 AM 8	1:00 AM 1	12:00 AM 0	12:00 AM 0	12:00 AM 0	12:00 AM 0	12:00 AM 0	8:00 AM 290		
<b>PM Peak Volume</b>	5:00 PM 33	4:00 PM 1	3:00 PM 4	7:00 PM 20	4:00 PM 69	5:00 PM 206	5:00 PM 93	5:00 PM 16	2:00 PM 2	12:00 PM 1	12:00 PM 0	12:00 PM 0	12:00 PM 0	12:00 PM 0	5:00 PM 412		
<i>Comments:</i>																	

Report generated on 11/1/2021 3:37 PM

SOURCE: Quality Counts, LLC (<http://www.qualitycounts.net>)

**SUMMARY - Tube Count - Speed Data**

<b>LOCATION:</b> SC01838 - NE 99th St W of NE 50th Ave														<b>QC JOB #:</b> 155490116			
<b>SPECIFIC LOCATION:</b>														<b>DIRECTION:</b> EB			
<b>CITY/STATE:</b> Salmon Creek, WA														<b>DATE:</b> Oct 26 2021			
Speed Range	1 15	16 20	21 25	26 30	31 35	36 40	41 45	46 50	51 55	56 60	61 65	66 70	71 75	76 999	Total	Pace Speed	Number in Pace
<b>Grand Total</b>	282	6	12	161	1006	1942	868	137	18	3	0	0	0	0	4435	31-40	2948
<b>Percent</b>	6.4%	0.1%	0.3%	3.6%	22.7%	43.8%	19.6%	3.1%	0.4%	0.1%	0%	0%	0%	0%			
<b>Cumulative Percent</b>	6.4%	6.5%	6.8%	10.4%	33.1%	76.9%	96.4%	99.5%	99.9%	100%	100%	100%	100%	100%			
<b>ADT</b> 4435															<b>85th Percentile:</b> 43 MPH <b>Mean Speed(Average):</b> 36 MPH <b>Median:</b> 37 MPH <b>Mode:</b> 38 MPH		
<i>Comments:</i>																	

Report generated on 11/1/2021 3:37 PM

SOURCE: Quality Counts, LLC (<http://www.qualitycounts.net>)



Type of report: Tube Count - Vehicle Classification Data

LOCATION: SC01838 - NE 99th St W of NE 50th Ave

QC JOB #: 155490116

SPECIFIC LOCATION:

DIRECTION: EB

CITY/STATE: Salmon Creek, WA

DATE: Oct 26 2021


Start Time	Motorcycles	Cars & Trailer	2 Axle Long	Buses	2 Axle 6 Tire	3 Axle Single	4 Axle Single	<5 Axle Double	5 Axle Double	>6 Axle Double	<6 Axle Multi	6 Axle Multi	>6 Axle Multi	Not Classified	Total
12:00 AM	0	25	2	0	3	0	0	0	0	0	0	0	0	0	30
01:00 AM	0	8	3	0	0	0	0	0	0	0	0	0	0	0	11
02:00 AM	0	8	4	0	0	0	0	0	0	0	0	0	0	1	13
03:00 AM	0	7	2	0	0	0	0	0	0	0	0	0	0	1	10
04:00 AM	0	14	3	0	2	0	0	0	0	0	0	0	0	0	19
05:00 AM	0	37	15	0	9	0	0	1	0	0	0	0	0	5	67
06:00 AM	3	95	34	0	14	1	0	1	0	0	0	0	0	16	164
07:00 AM	0	178	47	4	26	0	0	2	0	0	0	0	0	10	267
08:00 AM	1	205	49	2	13	2	0	0	0	0	0	0	0	18	290
09:00 AM	1	171	52	2	19	3	0	3	0	0	0	0	1	14	266
10:00 AM	2	135	46	0	22	3	0	5	0	0	0	0	0	9	222
11:00 AM	1	168	55	3	22	1	1	7	0	0	0	0	0	13	271
12:00 PM	2	162	66	5	31	1	1	1	1	0	0	0	0	9	279
01:00 PM	4	151	44	6	26	1	0	1	0	0	0	0	0	21	254
02:00 PM	2	165	58	3	32	0	0	3	0	1	0	0	0	21	285
03:00 PM	3	206	59	4	38	3	0	2	0	1	0	0	0	27	343
04:00 PM	2	208	76	3	47	1	1	5	0	1	0	0	1	28	373
05:00 PM	4	268	66	2	35	2	0	2	0	0	0	0	0	33	412
06:00 PM	1	203	53	0	23	1	0	4	0	0	0	0	0	21	306
07:00 PM	4	156	31	0	8	0	0	1	0	0	0	0	0	12	212
08:00 PM	2	119	15	0	5	0	0	0	0	1	0	0	0	10	152
09:00 PM	1	58	16	0	2	0	0	0	0	0	0	0	0	5	82
10:00 PM	1	45	7	0	2	0	0	0	0	0	0	0	0	11	66
11:00 PM	0	33	6	0	2	0	0	0	0	0	0	0	0	0	41
<b>Day Total</b>	34	2825	809	34	381	19	3	38	1	4	0	0	2	285	4435
<b>Percent</b>	0.8%	63.7%	18.2%	0.8%	8.6%	0.4%	0.1%	0.9%	0%	0.1%	0%	0%	0%	6.4%	
<b>ADT</b> 4435															
<b>AM Peak</b> Volume	6:00 AM 3	8:00 AM 205	11:00 AM 55	7:00 AM 4	7:00 AM 26	9:00 AM 3	11:00 AM 1	11:00 AM 7	12:00 AM 0	12:00 AM 0	12:00 AM 0	12:00 AM 0	9:00 AM 1	8:00 AM 18	8:00 AM 290
<b>PM Peak</b> Volume	1:00 PM 4	5:00 PM 268	4:00 PM 76	1:00 PM 6	4:00 PM 47	3:00 PM 3	12:00 PM 1	4:00 PM 5	12:00 PM 1	2:00 PM 1	12:00 PM 0	12:00 PM 0	4:00 PM 1	5:00 PM 33	5:00 PM 412

Comments:

**LOCATION:** SC01838 - NE 99th St W of NE 50th Ave **QC JOB #:** 155490116  
**SPECIFIC LOCATION:** **DIRECTION:** EB  
**CITY/STATE:** Salmon Creek, WA **DATE:** Oct 26 2021

	Motorcycles	Cars & Trailer	2 Axle Long	Buses	2 Axle 6 Tire	3 Axle Single	4 Axle Single	<5 Axle Double	5 Axle Double	>6 Axle Double	<6 Axle Multi	6 Axle Multi	>6 Axle Multi	Not Classified	Total
<b>Grand Total</b>	34	2825	809	34	381	19	3	38	1	4	0	0	2	285	4435
<b>Percent</b>	0.8%	63.7%	18.2%	0.8%	8.6%	0.4%	0.1%	0.9%	0%	0.1%	0%	0%	0%	6.4%	
<b>ADT 4435</b>															

*Comments:*



Type of report: Tube Count - Volume Data

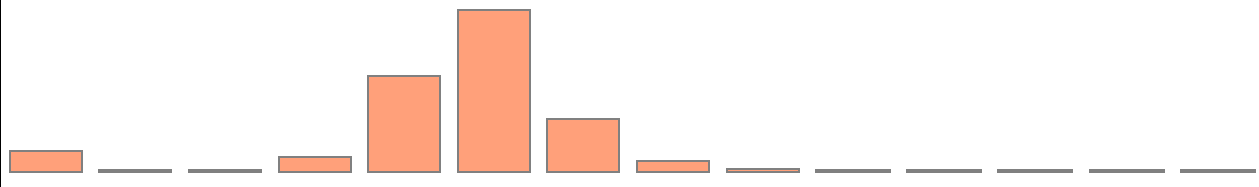
<b>LOCATION:</b> SC01838 - NE 99th St W of NE 50th Ave <b>SPECIFIC LOCATION:</b> <b>CITY/STATE:</b> Salmon Creek, WA							<b>QC JOB #:</b> 155490116 <b>DIRECTION:</b> EB <b>DATE:</b> Oct 26 2021 - Oct 26 2021			
Start Time	Mon 26 Oct 21	Tue	Wed	Thu	Fri	Average Weekday Hourly Traffic	Sat	Sun	Average Week Hourly Traffic	Average Week Profile
12:00 AM		30				30			30	
01:00 AM		11				11			11	
02:00 AM		13				13			13	
03:00 AM		10				10			10	
04:00 AM		19				19			19	
05:00 AM		67				67			67	
06:00 AM		164				164			164	
07:00 AM		267				267			267	
08:00 AM		290				290			290	
09:00 AM		266				266			266	
10:00 AM		222				222			222	
11:00 AM		271				271			271	
12:00 PM		279				279			279	
01:00 PM		254				254			254	
02:00 PM		285				285			285	
03:00 PM		343				343			343	
04:00 PM		373				373			373	
05:00 PM		412				412			412	
06:00 PM		306				306			306	
07:00 PM		212				212			212	
08:00 PM		152				152			152	
09:00 PM		82				82			82	
10:00 PM		66				66			66	
11:00 PM		41				41			41	
<b>Day Total</b>		4435				4435			4435	
% Weekday Average		100%								
% Week Average		100%				100%				
AM Peak Volume		8:00 AM 290				8:00 AM 290			8:00 AM 290	
PM Peak Volume		5:00 PM 412				5:00 PM 412			5:00 PM 412	

Comments:

Type of report: Tube Count - Speed Data

**LOCATION:** SC01838 - NE 99th St W of NE 50th Ave **QC JOB #:** 155490116  
**SPECIFIC LOCATION:** **DIRECTION:** WB  
**CITY/STATE:** Salmon Creek, WA **DATE:** Oct 26 2021

Start Time	1 15	16 20	21 25	26 30	31 35	36 40	41 45	46 50	51 55	56 60	61 65	66 70	71 75	76 999	Total	Pace Speed	Number in Pace
12:00 AM	1	0	0	1	8	6	1	0	0	0	0	0	0	0	17	31-40	14
01:00 AM	0	0	1	0	3	4	0	0	1	0	0	0	0	0	9	31-40	7
02:00 AM	2	0	0	1	2	2	2	0	0	0	0	0	0	0	9	31-40	4
03:00 AM	1	0	0	0	2	6	6	3	1	0	0	0	0	0	19	36-45	12
04:00 AM	0	0	0	2	7	10	8	2	0	0	0	0	0	0	29	36-45	18
05:00 AM	4	0	0	2	14	41	17	6	1	0	0	0	0	0	85	36-45	58
06:00 AM	3	0	1	8	39	55	28	3	0	0	0	0	0	0	137	31-40	94
07:00 AM	9	1	3	12	65	74	29	7	0	0	0	0	0	0	200	31-40	139
08:00 AM	9	1	1	20	78	108	43	4	2	0	0	0	0	0	266	31-40	186
09:00 AM	9	0	1	14	107	109	22	6	0	0	0	0	0	0	268	31-40	216
10:00 AM	7	0	1	8	64	102	37	8	1	0	0	0	0	0	228	31-40	166
11:00 AM	12	0	0	16	73	118	30	5	2	1	0	0	0	0	257	31-40	191
12:00 PM	13	0	1	18	81	117	44	7	2	0	0	0	0	0	283	31-40	198
01:00 PM	18	0	0	10	59	132	39	6	0	0	0	0	0	2	266	31-40	191
02:00 PM	20	0	0	5	65	142	60	6	1	0	1	0	0	0	300	31-40	207
03:00 PM	28	0	0	5	68	167	60	5	2	1	1	0	0	1	338	31-40	235
04:00 PM	29	0	0	18	73	177	51	13	1	0	1	0	0	0	363	31-40	250
05:00 PM	20	0	0	3	71	176	59	13	7	1	0	0	0	0	350	31-40	247
06:00 PM	21	0	0	3	77	107	44	8	2	2	0	0	0	0	264	31-40	184
07:00 PM	4	0	0	4	54	78	14	9	0	1	0	0	0	1	165	31-40	132
08:00 PM	6	0	1	7	46	62	12	2	0	0	0	0	0	0	136	31-40	108
09:00 PM	4	0	0	3	31	44	9	2	0	0	0	0	0	0	93	31-40	75
10:00 PM	8	0	1	7	19	32	1	3	1	1	0	0	0	0	73	31-40	51
11:00 PM	0	0	0	1	7	17	3	1	0	0	0	0	0	0	29	31-40	24
<b>Day Total</b>	228	2	11	168	1113	1886	619	119	24	7	3	0	0	4	4184	31-40	2999
<b>Percent</b>	5.4%	0%	0.3%	4%	26.6%	45.1%	14.8%	2.8%	0.6%	0.2%	0.1%	0%	0%	0.1%			



<b>AM Peak Volume</b>	11:00 AM	7:00 AM	7:00 AM	8:00 AM	9:00 AM	11:00 AM	8:00 AM	10:00 AM	8:00 AM	11:00 AM	12:00 AM	12:00 AM	12:00 AM	12:00 AM	9:00 AM		
	12	1	3	20	107	118	43	8	2	1	0	0	0	0	268		
<b>PM Peak Volume</b>	4:00 PM	12:00 PM	12:00 PM	12:00 PM	12:00 PM	4:00 PM	2:00 PM	4:00 PM	5:00 PM	6:00 PM	2:00 PM	12:00 PM	12:00 PM	1:00 PM	4:00 PM		
	29	0	1	18	81	177	60	13	7	2	1	0	0	2	363		

Comments:

<b>LOCATION:</b> SC01838 - NE 99th St W of NE 50th Ave														<b>QC JOB #:</b> 155490116			
<b>SPECIFIC LOCATION:</b>														<b>DIRECTION:</b> WB			
<b>CITY/STATE:</b> Salmon Creek, WA														<b>DATE:</b> Oct 26 2021			
Speed Range	1 15	16 20	21 25	26 30	31 35	36 40	41 45	46 50	51 55	56 60	61 65	66 70	71 75	76 999	Total	Pace Speed	Number in Pace
<b>Grand Total</b>	228	2	11	168	1113	1886	619	119	24	7	3	0	0	4	4184	31-40	2999
<b>Percent</b>	5.4%	0%	0.3%	4%	26.6%	45.1%	14.8%	2.8%	0.6%	0.2%	0.1%	0%	0%	0.1%			
<b>Cumulative Percent</b>	5.4%	5.5%	5.8%	9.8%	36.4%	81.5%	96.2%	99.1%	99.7%	99.8%	99.9%	99.9%	99.9%	100%			
<b>ADT</b> 4184															<b>85th Percentile:</b> 42 MPH <b>Mean Speed(Average):</b> 36 MPH <b>Median:</b> 37 MPH <b>Mode:</b> 38 MPH		
<i>Comments:</i>																	



Type of report: Tube Count - Vehicle Classification Data

**LOCATION:** SC01838 - NE 99th St W of NE 50th Ave  
**SPECIFIC LOCATION:**  
**CITY/STATE:** Salmon Creek, WA

**QC JOB #:** 155490116  
**DIRECTION:** WB  
**DATE:** Oct 26 2021

Start Time	Motorcycles	Cars & Trailer	2 Axle Long	Buses	2 Axle 6 Tire	3 Axle Single	4 Axle Single	<5 Axle Double	5 Axle Double	>6 Axle Double	<6 Axle Multi	6 Axle Multi	>6 Axle Multi	Not Classified	Total
12:00 AM	0	13	3	0	0	0	0	0	0	0	0	0	0	1	17
01:00 AM	0	8	1	0	0	0	0	0	0	0	0	0	0	0	9
02:00 AM	0	6	1	0	0	0	0	0	0	0	0	0	0	2	9
03:00 AM	0	13	5	0	0	0	0	0	0	0	0	0	0	1	19
04:00 AM	0	20	7	0	2	0	0	0	0	0	0	0	0	0	29
05:00 AM	0	48	21	0	12	0	0	0	0	0	0	0	0	4	85
06:00 AM	1	69	35	1	25	1	0	1	0	1	0	0	0	3	137
07:00 AM	0	126	34	6	22	1	0	1	2	0	0	0	0	8	200
08:00 AM	1	159	53	7	30	2	0	5	0	0	0	0	0	9	266
09:00 AM	1	175	61	4	17	0	0	2	0	0	0	0	0	8	268
10:00 AM	0	155	40	1	19	1	1	3	1	0	0	0	0	7	228
11:00 AM	2	156	53	5	26	0	2	2	0	0	0	0	0	11	257
12:00 PM	0	179	57	3	28	1	0	1	0	1	0	0	0	13	283
01:00 PM	3	151	63	6	24	0	0	4	0	0	0	0	0	15	266
02:00 PM	2	194	59	1	22	1	0	2	0	0	0	0	0	19	300
03:00 PM	3	212	62	4	27	1	0	1	0	1	0	0	0	27	338
04:00 PM	2	222	76	3	27	1	1	3	0	1	0	0	0	27	363
05:00 PM	4	242	58	1	24	1	0	2	0	0	0	0	0	18	350
06:00 PM	1	180	44	0	17	1	0	1	0	0	0	0	0	20	264
07:00 PM	1	132	22	1	4	0	0	1	0	0	0	0	0	4	165
08:00 PM	0	110	17	0	1	0	0	2	0	0	0	0	0	6	136
09:00 PM	0	71	14	0	4	0	0	0	0	0	0	0	0	4	93
10:00 PM	0	49	9	0	5	0	0	1	1	0	0	0	0	8	73
11:00 PM	0	23	6	0	0	0	0	0	0	0	0	0	0	0	29
<b>Day Total</b>	21	2713	801	43	336	11	4	32	4	4	0	0	0	215	4184
<b>Percent</b>	0.5%	64.8%	19.1%	1%	8%	0.3%	0.1%	0.8%	0.1%	0.1%	0%	0%	0%	5.1%	
<b>ADT</b> 4184															
<b>AM Peak</b> Volume	11:00 AM 2	9:00 AM 175	9:00 AM 61	8:00 AM 7	8:00 AM 30	8:00 AM 2	11:00 AM 2	8:00 AM 5	7:00 AM 2	6:00 AM 1	12:00 AM 0	12:00 AM 0	12:00 AM 0	11:00 AM 11	9:00 AM 268
<b>PM Peak</b> Volume	5:00 PM 4	5:00 PM 242	4:00 PM 76	1:00 PM 6	12:00 PM 28	12:00 PM 1	4:00 PM 1	1:00 PM 4	10:00 PM 1	12:00 PM 1	12:00 PM 0	12:00 PM 0	12:00 PM 0	3:00 PM 27	4:00 PM 363


**Comments:**



**LOCATION:** SC01838 - NE 99th St W of NE 50th Ave **QC JOB #:** 155490116  
**SPECIFIC LOCATION:** **DIRECTION:** WB  
**CITY/STATE:** Salmon Creek, WA **DATE:** Oct 26 2021

	Motorcycles	Cars & Trailer	2 Axle Long	Buses	2 Axle 6 Tire	3 Axle Single	4 Axle Single	<5 Axle Double	5 Axle Double	>6 Axle Double	<6 Axle Multi	6 Axle Multi	>6 Axle Multi	Not Classified	Total
<b>Grand Total</b>	21	2713	801	43	336	11	4	32	4	4	0	0	0	215	4184
<b>Percent</b>	0.5%	64.8%	19.1%	1%	8%	0.3%	0.1%	0.8%	0.1%	0.1%	0%	0%	0%	5.1%	
<b>ADT 4184</b>															

*Comments:*



Type of report: Tube Count - Volume Data

<b>LOCATION:</b> SC01838 - NE 99th St W of NE 50th Ave <b>SPECIFIC LOCATION:</b> <b>CITY/STATE:</b> Salmon Creek, WA							<b>QC JOB #:</b> 155490116 <b>DIRECTION:</b> WB <b>DATE:</b> Oct 26 2021 - Oct 26 2021			
Start Time	Mon 26 Oct 21	Tue	Wed	Thu	Fri	Average Weekday Hourly Traffic	Sat	Sun	Average Week Hourly Traffic	Average Week Profile
12:00 AM		17				17			17	
01:00 AM		9				9			9	
02:00 AM		9				9			9	
03:00 AM		19				19			19	
04:00 AM		29				29			29	
05:00 AM		85				85			85	
06:00 AM		137				137			137	
07:00 AM		200				200			200	
08:00 AM		266				266			266	
09:00 AM		<b>268</b>				<b>268</b>			<b>268</b>	
10:00 AM		228				228			228	
11:00 AM		257				257			257	
12:00 PM		283				283			283	
01:00 PM		266				266			266	
02:00 PM		300				300			300	
03:00 PM		338				338			338	
04:00 PM		<b>363</b>				<b>363</b>			<b>363</b>	
05:00 PM		350				350			350	
06:00 PM		264				264			264	
07:00 PM		165				165			165	
08:00 PM		136				136			136	
09:00 PM		93				93			93	
10:00 PM		73				73			73	
11:00 PM		29				29			29	
<b>Day Total</b>		4184				4184			4184	
% Weekday Average		100%								
% Week Average		100%				100%				
AM Peak Volume		9:00 AM 268				9:00 AM 268			9:00 AM 268	
PM Peak Volume		4:00 PM 363				4:00 PM 363			4:00 PM 363	

Comments: