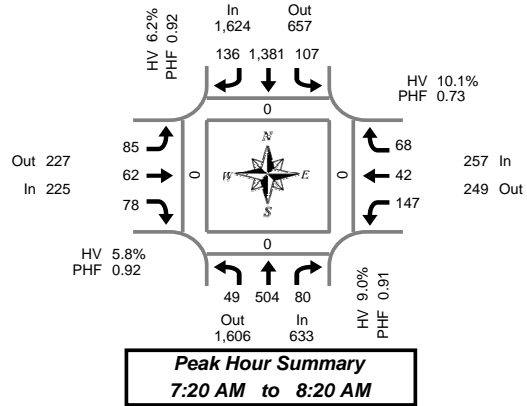


Total Vehicle Summary



Clay Carney
(503) 833-2740



NE 117th Ave & NE 99th St

Thursday, May 08, 2008
6:30 AM to 8:30 AM

5-Minute Interval Summary 6:30 AM to 8:30 AM

Interval Start Time	Northbound NE 117th Ave				Southbound NE 117th Ave				Eastbound NE 99th St				Westbound NE 99th St				Interval Total	Pedestrians Crosswalk			
	L	T	R	Bikes	L	T	R	Bikes	L	T	R	Bikes	L	T	R	Bikes		North	South	East	West
6:30 AM	2	33	5	0	6	99	5	0	1	1	5	0	10	3	8	0	178	0	0	0	0
6:35 AM	1	42	6	0	4	114	7	0	3	2	5	0	13	4	6	0	207	0	0	0	0
6:40 AM	3	38	4	0	4	91	9	0	2	0	3	0	9	3	11	0	177	0	0	0	0
6:45 AM	7	19	4	0	15	101	6	0	6	3	7	0	9	2	4	0	183	0	0	0	0
6:50 AM	5	65	4	0	8	109	5	0	3	4	13	0	9	1	4	0	230	0	0	0	0
6:55 AM	4	31	4	0	7	93	4	0	7	8	6	0	8	5	9	0	186	0	0	0	0
7:00 AM	4	56	10	0	11	102	7	0	3	3	8	0	9	2	7	0	222	0	0	0	0
7:05 AM	4	36	6	0	12	65	4	0	8	14	8	0	11	8	6	0	182	1	0	0	0
7:10 AM	3	59	1	0	8	116	6	0	4	11	14	0	6	3	5	0	236	0	0	0	0
7:15 AM	3	41	5	0	17	90	5	0	7	9	7	0	11	5	12	0	212	0	0	0	0
7:20 AM	2	46	6	0	7	134	9	0	12	6	7	0	12	3	11	0	255	0	0	0	0
7:25 AM	6	46	3	0	10	116	12	0	8	5	9	0	15	7	11	0	248	0	0	0	0
7:30 AM	3	39	7	0	9	131	13	0	8	1	5	0	15	5	9	0	245	0	0	0	0
7:35 AM	4	27	5	0	12	91	8	0	7	7	6	0	13	3	8	0	191	0	0	0	0
7:40 AM	4	33	10	0	11	104	8	0	10	3	2	0	11	4	2	0	202	0	0	0	0
7:45 AM	2	47	3	0	7	103	13	0	4	9	5	0	10	2	6	0	211	0	0	0	0
7:50 AM	1	41	9	0	3	103	17	0	4	3	7	0	12	2	1	0	203	0	0	0	0
7:55 AM	9	42	6	0	10	127	15	0	8	6	9	0	6	5	2	0	245	0	0	0	0
8:00 AM	4	52	10	0	5	110	4	0	4	2	7	0	9	2	9	0	218	0	0	0	0
8:05 AM	5	30	3	0	11	123	13	0	8	8	9	0	16	2	3	0	231	0	0	0	0
8:10 AM	6	48	6	0	10	133	14	0	7	6	7	0	15	2	5	0	259	0	0	0	0
8:15 AM	3	53	12	0	12	106	10	0	5	6	5	0	13	5	1	0	231	0	0	0	0
8:20 AM	4	51	7	0	7	119	12	0	7	7	6	0	9	2	5	0	236	0	0	0	0
8:25 AM	3	47	9	0	8	115	12	0	6	9	3	0	17	2	2	0	233	0	0	0	0
Total Survey	92	1,022	145	0	214	2,595	218	0	142	133	163	0	268	82	147	0	5,221	1	0	0	0

15-Minute Interval Summary 6:30 AM to 8:30 AM

Interval Start Time	Northbound NE 117th Ave				Southbound NE 117th Ave				Eastbound NE 99th St				Westbound NE 99th St				Interval Total	Pedestrians Crosswalk			
	L	T	R	Bikes	L	T	R	Bikes	L	T	R	Bikes	L	T	R	Bikes		North	South	East	West
6:30 AM	6	113	15	0	14	304	21	0	6	3	13	0	32	10	25	0	562	0	0	0	0
6:45 AM	16	115	12	0	30	303	15	0	16	15	26	0	26	8	17	0	599	0	0	0	0
7:00 AM	11	151	17	0	31	283	17	0	15	28	30	0	26	13	18	0	640	1	0	0	0
7:15 AM	11	133	14	0	34	340	26	0	27	20	23	0	38	15	34	0	715	0	0	0	0
7:30 AM	11	99	22	0	32	326	29	0	25	11	13	0	39	12	19	0	638	0	0	0	0
7:45 AM	12	130	18	0	20	333	45	0	16	18	21	0	28	9	9	0	659	0	0	0	0
8:00 AM	15	130	19	0	26	366	31	0	19	16	23	0	40	6	17	0	708	0	0	0	0
8:15 AM	10	151	28	0	27	340	34	0	18	22	14	0	39	9	8	0	700	0	0	0	0
Total Survey	92	1,022	145	0	214	2,595	218	0	142	133	163	0	268	82	147	0	5,221	1	0	0	0

Peak Hour Summary 7:20 AM to 8:20 AM

By Approach	Northbound NE 117th Ave				Southbound NE 117th Ave				Eastbound NE 99th St				Westbound NE 99th St				Total	Pedestrians Crosswalk			
	In	Out	Total	Bikes	In	Out	Total	Bikes	In	Out	Total	Bikes	In	Out	Total	Bikes		North	South	East	West
Volume	633	1,606	2,239	0	1,624	657	2,281	0	225	227	452	0	257	249	506	0	2,739	0	0	0	0
%HV	9.0%				6.2%				5.8%				10.1%				7.2%				
PHF	0.91				0.92				0.92				0.73				0.92				

By Movement	Northbound NE 117th Ave				Southbound NE 117th Ave				Eastbound NE 99th St				Westbound NE 99th St				Total
	L	T	R	Total	L	T	R	Total	L	T	R	Total	L	T	R	Total	
Volume	49	504	80	633	107	1,381	136	1,624	85	66	78	225	147	42	68	257	2,739
%HV	2.0%	10.1%	6.3%	9.0%	11.2%	5.8%	6.6%	6.2%	5.9%	4.8%	6.4%	5.8%	6.8%	19.0%	11.8%	10.1%	7.2%
PHF	0.68	0.93	0.80	0.91	0.81	0.91	0.76	0.92	0.76	0.78	0.78	0.92	0.84	0.70	0.55	0.73	0.92

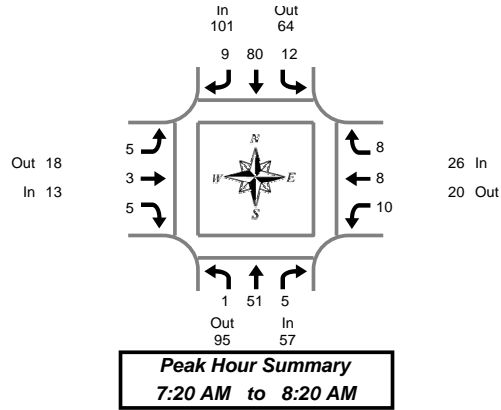
Rolling Hour Summary 6:30 AM to 8:30 AM

Interval Start Time	Northbound NE 117th Ave				Southbound NE 117th Ave				Eastbound NE 99th St				Westbound NE 99th St				Interval Total	Pedestrians Crosswalk			
	L	T	R	Bikes	L	T	R	Bikes	L	T	R	Bikes	L	T	R	Bikes		North	South	East	West
6:30 AM	44	512	58	0	109	1,230	79	0	64	66	92	0	122	46	94	0	2,516	1	0	0	0
6:45 AM	49	498	65	0	127	1,252	87	0	83	74	92	0	129	48	88	0	2,592	1	0	0	0
7:00 AM	45	513	71	0	117	1,282	117	0	83	77	87	0	131	49	80	0	2,652	1	0	0	0
7:15 AM	49	492	73	0	112	1,365	131	0	87	65	80	0	145	42	79	0	2,720	0	0	0	0
7:30 AM	48	510	87	0	105	1,365	139	0	78	67	71	0	146	36	53	0	2,705	0	0	0	0

Heavy Vehicle Summary



Clay Carney
(503) 833-2740



NE 117th Ave & NE 99th St

Thursday, May 08, 2008
6:30 AM to 8:30 AM

Heavy Vehicle 5-Minute Interval Summary 6:30 AM to 8:30 AM

Interval Start Time	Northbound NE 117th Ave				Southbound NE 117th Ave				Eastbound NE 99th St				Westbound NE 99th St				Interval Total	
	L	T	R	Total	L	T	R	Total	L	T	R	Total	L	T	R	Total		
6:30 AM	0	0	0	0	0	0	0	0	0	0	0	0	0	0	0	0	0	0
6:35 AM	0	2	0	2	0	4	0	4	0	0	0	0	0	1	0	1	2	8
6:40 AM	0	1	0	1	0	2	0	2	0	0	0	0	0	0	0	0	0	3
6:45 AM	2	0	0	2	2	3	0	5	0	0	0	0	0	0	0	0	0	7
6:50 AM	0	6	0	6	1	5	2	8	0	0	0	0	0	0	0	0	0	14
6:55 AM	0	2	1	3	0	2	1	3	0	0	0	0	0	1	0	1	2	8
7:00 AM	0	8	2	10	1	10	1	12	0	0	0	0	2	0	0	2	24	
7:05 AM	2	4	0	6	1	3	0	4	1	2	0	3	1	1	3	5	18	
7:10 AM	0	9	0	9	1	11	1	13	0	1	0	1	0	0	2	2	25	
7:15 AM	0	3	2	5	0	2	0	2	1	0	0	1	1	1	4	6	14	
7:20 AM	0	4	2	6	1	4	0	5	2	1	0	3	1	0	2	3	17	
7:25 AM	0	3	0	3	1	6	0	7	0	0	1	1	2	0	1	3	14	
7:30 AM	0	3	1	4	1	5	3	9	0	0	1	1	2	1	1	4	18	
7:35 AM	1	2	0	3	2	4	1	7	0	0	1	1	2	1	0	3	14	
7:40 AM	0	2	1	3	2	3	0	5	1	0	0	1	0	1	0	1	10	
7:45 AM	0	4	0	4	1	5	1	7	0	1	0	1	1	0	1	2	14	
7:50 AM	0	3	0	3	1	3	1	5	1	0	0	1	0	1	0	1	10	
7:55 AM	0	7	1	8	1	10	1	12	0	0	1	1	0	1	0	1	22	
8:00 AM	0	7	0	7	1	11	1	13	0	0	0	1	0	3	4	24		
8:05 AM	0	6	0	6	0	9	0	9	0	0	0	0	0	1	0	1	16	
8:10 AM	0	8	0	8	1	12	0	13	1	0	1	2	1	0	0	1	24	
8:15 AM	0	2	0	2	0	8	1	9	0	1	0	1	0	2	0	2	14	
8:20 AM	0	3	1	4	2	6	1	9	0	0	0	0	0	0	1	1	14	
8:25 AM	0	4	0	4	0	9	0	9	0	0	0	0	1	1	0	2	15	
Total Survey	5	93	11	109	20	137	15	172	7	6	5	18	17	11	20	48	347	

Heavy Vehicle 15-Minute Interval Summary 6:30 AM to 8:30 AM

Interval Start Time	Northbound NE 117th Ave			Total	Southbound NE 117th Ave			Total	Eastbound NE 99th St			Total	Westbound NE 99th St			Total	
	L	T	R		L	T	R		L	T	R		L	T	R		
6:30 AM	0	3	0	3	0	6	0	6	0	0	0	0	1	0	1	2	11
6:45 AM	2	8	1	11	3	10	3	16	0	0	0	0	1	0	1	2	29
7:00 AM	2	21	2	25	3	24	2	29	1	3	0	4	3	1	5	9	67
7:15 AM	0	10	4	14	2	12	0	14	3	1	1	5	4	1	7	12	45
7:30 AM	1	7	2	10	5	12	4	21	1	0	2	3	4	3	1	8	42
7:45 AM	0	14	1	15	3	18	3	24	1	1	1	3	1	2	1	4	46
8:00 AM	0	21	0	21	2	32	1	35	1	0	1	2	2	1	3	6	64
8:15 AM	0	9	1	10	2	23	2	27	0	1	0	1	1	3	1	5	43
Total Survey	5	93	11	109	20	137	15	172	7	6	5	18	17	11	20	48	347

Heavy Vehicle Peak Hour Summary 7:20 AM to 8:20 AM

By Approach	Northbound NE 117th Ave			Total	Southbound NE 117th Ave			Total	Eastbound NE 99th St			Total	Westbound NE 99th St			Total	
	In	Out	Total		In	Out	Total		In	Out	Total		In	Out	Total		
Volume	57	95	152		101	64	165		13	18	31		26	20	46		197
PHF	0.68				0.72				0.65				0.65				0.77

By Movement	Northbound NE 117th Ave				Total	Southbound NE 117th Ave				Total	Eastbound NE 99th St				Total	Westbound NE 99th St				Total
	L	T	R	Total		L	T	R	Total		L	T	R	Total		L	T	R	Total	
Volume	1	51	5	57		12	80	9	101		5	3	5	13		10	8	8	26	197
PHF	0.25	0.61	0.42	0.68		0.60	0.63	0.56	0.72		0.63	0.75	0.42	0.65		0.42	0.67	0.50	0.65	0.77

Heavy Vehicle Rolling Hour Summary 6:30 AM to 8:30 AM

Interval Start Time	Northbound NE 117th Ave				Total	Southbound NE 117th Ave				Total	Eastbound NE 99th St				Total	Westbound NE 99th St				Total
	L	T	R	Total		L	T	R	Total		L	T	R	Total		L	T	R	Total	
6:30 AM	4	42	7	53		8	52	5	65		4	4	1	9		9	2	14	25	152
6:45 AM	5	46	9	60		13	58	9	80		5	4	3	12		12	5	14	31	183
7:00 AM	3	52	9	64		13	66	9	88		6	5	4	15		12	7	14	33	200
7:15 AM	1	52	7	60		12	74	8	94		6	2	5	13		11	7	12	30	197
7:30 AM	1	51	4	56		12	85	10	107		3	2	4	9		8	9	6	23	195

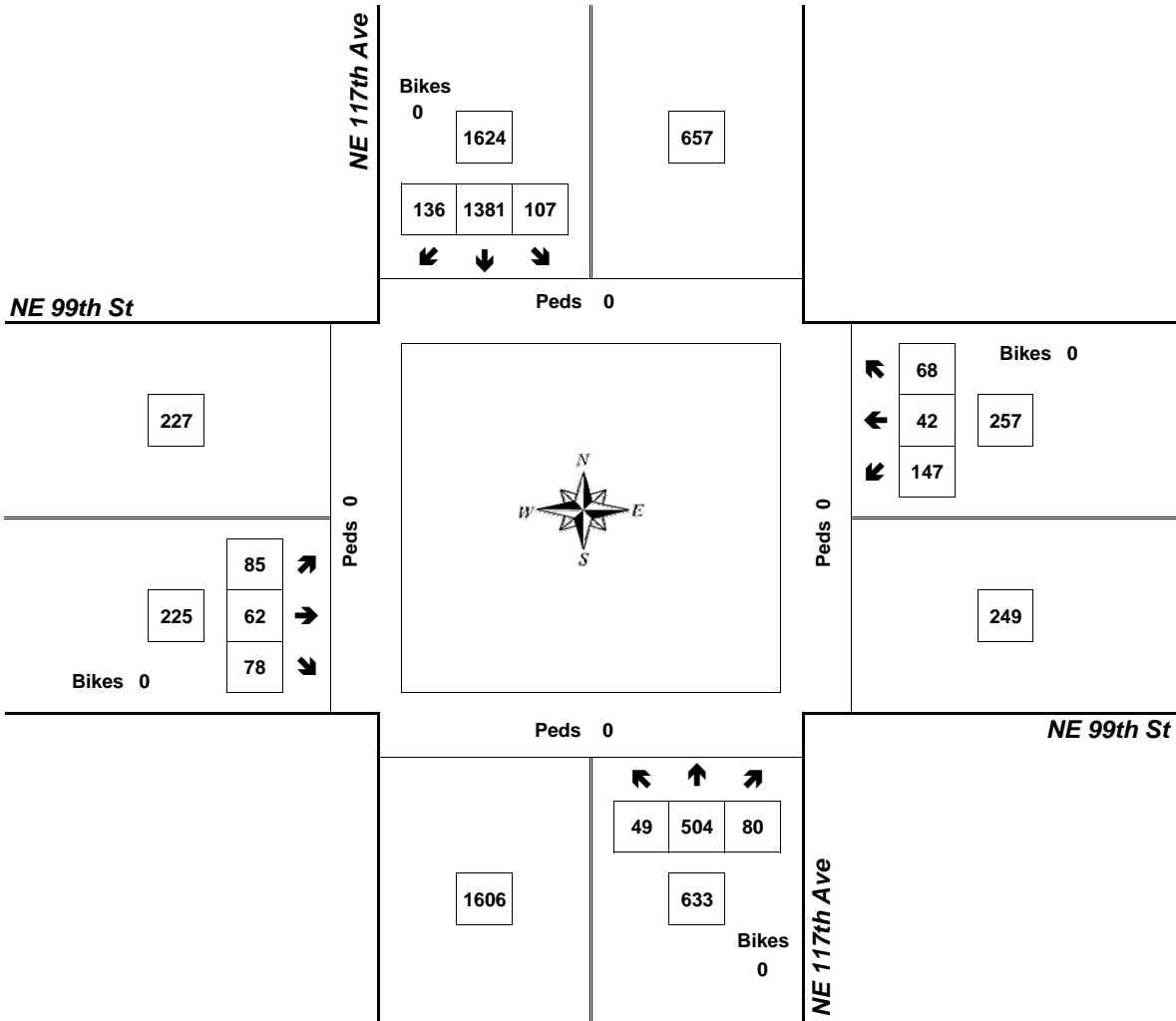
Peak Hour Summary



Clay Carney
(503) 833-2740

NE 117th Ave & NE 99th St

7:20 AM to 8:20 AM
Thursday, May 08, 2008



Approach	PHF	HV%	Volume
EB	0.92	5.8%	225
WB	0.73	10.1%	257
NB	0.91	9.0%	633
SB	0.92	6.2%	1,624
Intersection	0.92	7.2%	2,739

Count Period: 6:30 AM to 8:30 AM