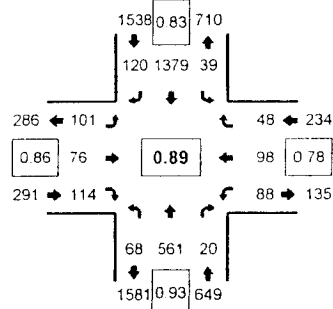
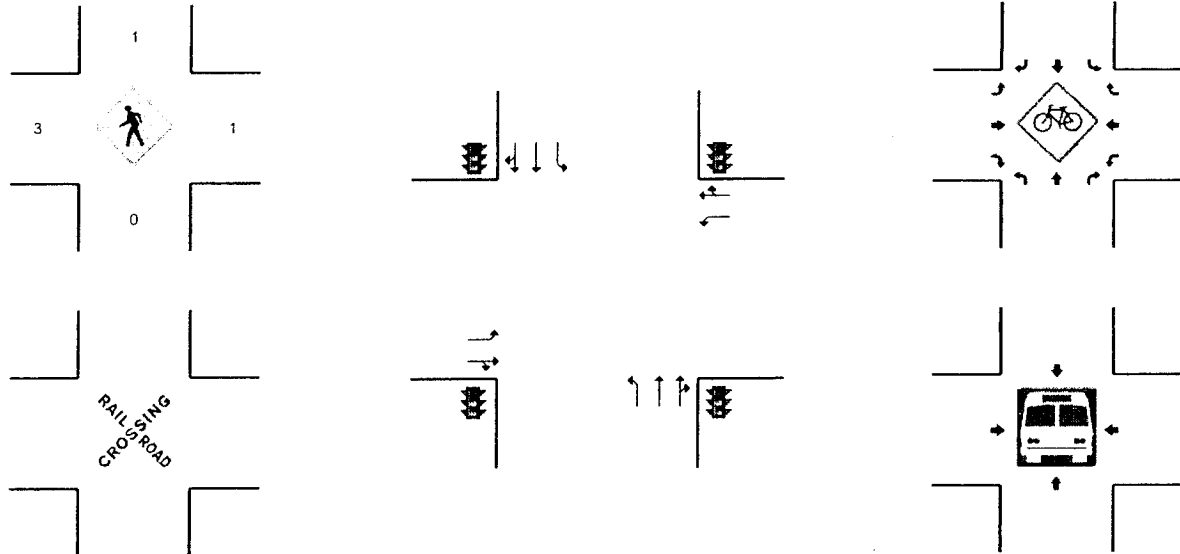
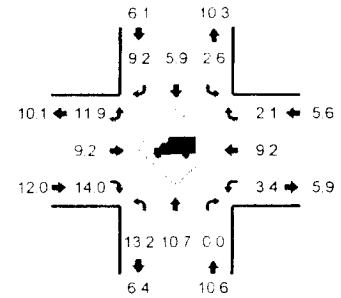


LOCATION: SR 503 -- NE 119th St
 CITY/STATE: Vancouver, WA

QC JOB #: 10357411
 DATE: 5/22/2008



Peak-Hour: 7:15 AM -- 8:15 AM
 Peak 15-Min: 7:20 AM -- 7:35 AM



5-Min Count Period Beginning At	SR 503 (Northbound)				SR 503 (Southbound)				NE 119th St (Eastbound)				NE 119th St (Westbound)				Total	Hourly Totals
	Left	Thru	Right	U	Left	Thru	Right	U	Left	Thru	Right	U	Left	Thru	Right	U		
7:00 AM	2	42	2	0	3	94	6	0	4	4	8	0	9	5	5	0	184	
7:05 AM	4	40	1	0	0	117	6	0	6	1	20	0	9	2	1	0	207	
7:10 AM	2	35	1	0	1	123	9	0	5	5	9	0	6	7	3	0	206	
7:15 AM	3	58	0	0	0	105	3	0	12	2	15	0	20	6	2	0	226	
7:20 AM	3	40	2	0	4	149	7	0	13	3	12	0	20	8	5	0	266	
7:25 AM	4	50	2	0	4	153	12	0	7	7	4	0	8	1	5	0	257	
7:30 AM	6	34	0	0	8	120	13	0	16	6	13	0	6	16	4	0	242	
7:35 AM	5	63	1	0	2	141	6	0	9	9	4	0	7	6	3	0	256	
7:40 AM	5	48	2	0	4	108	8	0	10	9	9	0	7	10	3	0	219	
7:45 AM	10	41	2	0	3	89	9	0	12	4	13	0	5	16	7	0	211	
7:50 AM	7	47	3	0	3	111	18	0	3	5	12	0	6	6	3	0	224	
7:55 AM	4	39	1	0	1	116	12	0	2	8	4	0	3	8	2	0	200	2698
8:00 AM	5	35	4	0	1	76	9	0	8	11	7	0	2	8	3	0	167	2681
8:05 AM	9	65	3	0	7	115	6	0	6	5	4	0	0	2	5	0	227	2701
8:10 AM	7	43	0	0	2	98	17	0	5	7	17	0	4	11	6	0	217	2712
8:15 AM	2	40	0	0	1	105	6	0	3	2	14	0	3	6	7	0	189	2675
8:20 AM	5	34	4	0	4	96	5	0	9	5	14	0	4	6	4	0	190	2599
8:25 AM	7	44	3	0	1	111	3	0	9	5	12	0	8	1	2	0	206	2548
8:30 AM	6	49	2	0	5	86	3	0	7	5	18	0	4	5	3	0	193	2499
8:35 AM	8	50	1	0	4	101	4	0	2	2	1	0	9	6	3	0	191	2434
8:40 AM	3	28	1	0	1	75	6	0	6	5	7	0	13	8	3	0	156	2371
8:45 AM	7	36	1	0	3	61	5	0	5	8	6	0	6	14	2	0	154	2314
8:50 AM	10	36	3	0	2	97	11	0	2	1	6	0	5	5	3	0	181	2271
8:55 AM	5	48	2	0	2	81	4	0	4	4	1	0	7	4	4	0	166	2237
Peak 15-Min Flowrates	Northbound				Southbound				Eastbound				Westbound				Total	
All Vehicles	52	496	16	0	64	1688	128	0	144	64	116	0	136	100	56	0	3060	
Heavy Trucks	4	44	0	0	0	72	8	0	28	4	4	0	0	12	0	0	176	
Pedestrians		0				4				0				0			4	
Bicycles																		
Railroad																		
Stopped Buses																		

Comments: