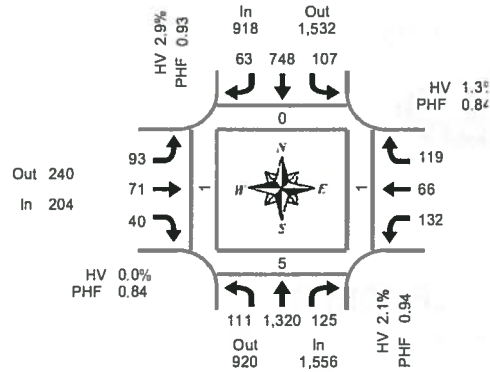


Total Vehicle Summary



Clay Carney
(503) 833-2740



NE 117th Ave & NE 99th St

Thursday, February 28, 2013

4:00 PM to 6:00 PM

Peak Hour Summary
5:00 PM to 6:00 PM

15-Minute Interval Summary

4:00 PM to 6:00 PM

Interval Start Time	Northbound NE 117th Ave			Southbound NE 117th Ave			Eastbound NE 99th St			Westbound NE 99th St			Interval Total	Pedestrians Crosswalk			
	L	T	R	L	T	R	L	T	R	L	T	R		North	South	East	West
4:00 PM	35	282	35	23	184	10	11	11	15	38	22	29	695	0	5	0	0
4:15 PM	34	259	42	22	186	17	12	24	11	33	23	35	698	1	1	0	0
4:30 PM	27	296	49	40	196	15	20	14	11	40	29	22	759	0	0	0	1
4:45 PM	25	297	34	41	157	14	14	17	8	45	19	29	700	0	2	0	0
5:00 PM	32	336	26	36	183	19	32	21	5	44	22	24	780	0	1	0	1
5:15 PM	23	334	33	25	204	18	13	14	9	30	13	33	749	0	4	0	0
5:30 PM	31	292	33	25	185	10	26	19	16	39	22	33	731	0	0	1	0
5:45 PM	25	358	33	21	176	16	22	17	10	19	9	29	735	0	0	0	0
Total Survey	232	2,454	285	233	1,471	119	150	137	85	288	159	234	5,847	1	13	1	2

Peak Hour Summary

5:00 PM to 6:00 PM

By Approach	Northbound NE 117th Ave			Southbound NE 117th Ave			Eastbound NE 99th St			Westbound NE 99th St			Total	Pedestrians Crosswalk			
	In	Out	Total	In	Out	Total	In	Out	Total	In	Out	Total		North	South	East	West
Volume	1,556	920	2,476	918	1,532	2,450	204	240	444	317	303	620	2,995	0	5	1	1
%HV	2.1%			2.9%			0.0%			1.3%			2.1%				
PHF	0.94			0.93			0.84			0.84			0.96				

By Movement	Northbound NE 117th Ave			Southbound NE 117th Ave			Eastbound NE 99th St			Westbound NE 99th St			Total
	L	T	R	L	T	R	L	T	R	L	T	R	
Volume	111	1,320	125	107	748	63	93	71	40	132	66	119	2,995
%HV	1.8%	1.9%	4.0%	1.9%	3.3%	0.0%	0.0%	0.0%	0.0%	1.5%	0.0%	1.7%	2.1%
PHF	0.87	0.92	0.95	0.74	0.92	0.83	0.73	0.85	0.63	0.75	0.75	0.90	0.96

Rolling Hour Summary

4:00 PM to 6:00 PM

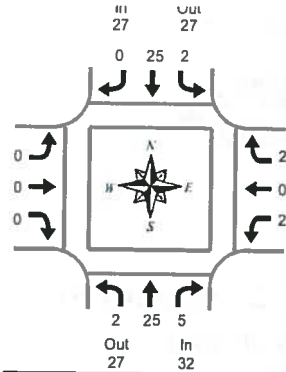
Interval Start Time	Northbound NE 117th Ave			Southbound NE 117th Ave			Eastbound NE 99th St			Westbound NE 99th St			Interval Total	Pedestrians Crosswalk			
	L	T	R	L	T	R	L	T	R	L	T	R		North	South	East	West
4:00 PM	121	1,134	160	126	723	56	57	66	45	156	93	115	2,852	1	8	0	1
4:15 PM	118	1,188	151	139	722	65	78	76	35	162	93	110	2,937	1	4	0	2
4:30 PM	107	1,263	142	142	740	66	79	66	33	159	83	108	2,988	0	7	0	2
4:45 PM	111	1,259	126	127	729	61	85	71	38	158	76	119	2,960	0	7	1	1
5:00 PM	111	1,320	125	107	748	63	93	71	40	132	66	119	2,995	0	5	1	1

Heavy Vehicle Summary



Clay Carney
(503) 833-2740

Out 2
In 0



NE 117th Ave & NE 99th St

Thursday, February 28, 2013
4:00 PM to 6:00 PM

Peak Hour Summary
5:00 PM to 6:00 PM

Heavy Vehicle 15-Minute Interval Summary

4:00 PM to 6:00 PM

Interval Start Time	Northbound NE 117th Ave				Southbound NE 117th Ave				Eastbound NE 99th St				Westbound NE 99th St				Interval Total
	L	T	R	Total	L	T	R	Total	L	T	R	Total	L	T	R	Total	
4:00 PM	0	6	1	7	0	10	0	10	0	0	0	0	0	1	0	1	18
4:15 PM	0	10	3	13	0	9	1	10	2	0	0	2	1	1	0	2	27
4:30 PM	0	4	0	4	1	6	0	7	1	1	0	2	1	0	0	1	14
4:45 PM	0	3	1	4	0	5	0	5	1	0	0	1	0	0	0	0	10
5:00 PM	0	11	1	12	2	3	0	5	0	0	0	0	0	0	0	0	17
5:15 PM	0	6	2	8	0	8	0	8	0	0	0	0	1	0	1	2	18
5:30 PM	1	3	2	6	0	5	0	5	0	0	0	0	1	0	0	1	12
5:45 PM	1	5	0	6	0	9	0	9	0	0	0	0	0	0	1	1	16
Total Survey	2	48	10	60	3	55	1	59	4	1	0	5	4	2	2	8	132

Heavy Vehicle Peak Hour Summary

5:00 PM to 6:00 PM

By Approach	Northbound NE 117th Ave			Southbound NE 117th Ave			Eastbound NE 99th St			Westbound NE 99th St			Total
	In	Out	Total	In	Out	Total	In	Out	Total	In	Out	Total	
Volume	32	27	59	27	27	54	0	2	2	4	7	11	63
PHF	0.31			0.25			0.00			0.25			0.27

By Movement	Northbound NE 117th Ave				Southbound NE 117th Ave				Eastbound NE 99th St				Westbound NE 99th St				Total
	L	T	R	Total	L	T	R	Total	L	T	R	Total	L	T	R	Total	
Volume	2	25	5	32	2	25	0	27	0	0	0	0	2	0	2	4	63
PHF	0.25	0.31	0.25	0.31	0.17	0.25	0.00	0.25	0.00	0.00	0.00	0.00	0.25	0.00	0.25	0.25	0.27

Heavy Vehicle Rolling Hour Summary

4:00 PM to 6:00 PM

Interval Start Time	Northbound NE 117th Ave				Southbound NE 117th Ave				Eastbound NE 99th St				Westbound NE 99th St				Interval Total
	L	T	R	Total	L	T	R	Total	L	T	R	Total	L	T	R	Total	
4:00 PM	0	23	5	28	1	30	1	32	4	1	0	5	2	2	0	4	69
4:15 PM	0	28	5	33	3	23	1	27	4	1	0	5	2	1	0	3	68
4:30 PM	0	24	4	28	3	22	0	25	2	1	0	3	2	0	1	3	59
4:45 PM	1	23	6	30	2	21	0	23	1	0	0	1	2	0	1	3	57
5:00 PM	2	25	5	32	2	25	0	27	0	0	0	0	2	0	2	4	63

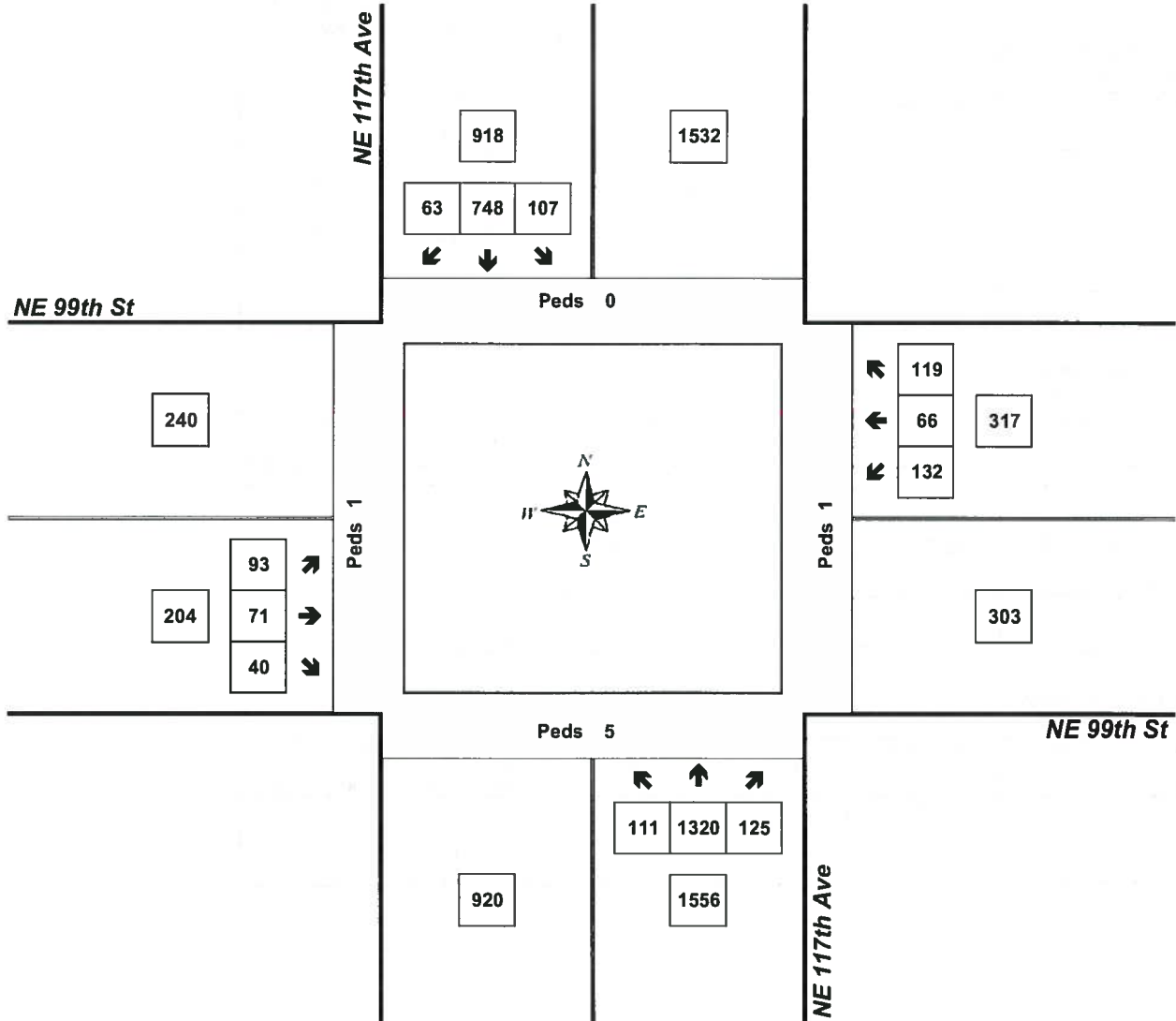
Peak Hour Summary



Clay Carney
(503) 833-2740

NE 117th Ave & NE 99th St

5:00 PM to 6:00 PM
Thursday, February 28, 2013



Approach	PHF	HV%	Volume
EB	0.84	0.0%	204
WB	0.84	1.3%	317
NB	0.94	2.1%	1,556
SB	0.93	2.9%	918
Intersection	0.96	2.1%	2,995

Count Period: 4:00 PM to 6:00 PM