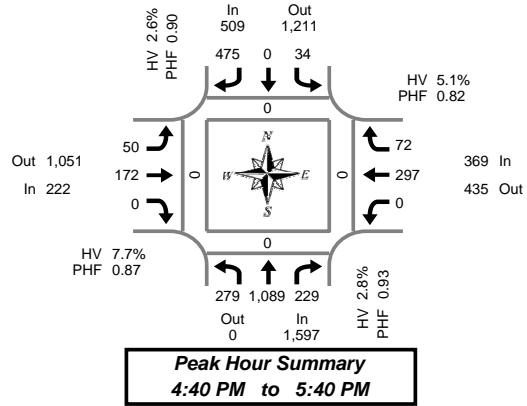


Total Vehicle Summary



Clay Carney
(503) 833-2740



I-5 NB Ramp & NE 179th St

Thursday, March 02, 2006

4:00 PM to 6:00 PM

5-Minute Interval Summary

4:00 PM to 6:00 PM

Interval Start Time	Northbound I-5 NB Ramp				Southbound I-5 NB Ramp				Eastbound NE 179th St				Westbound NE 179th St				Interval Total	Pedestrians Crosswalk			
	L	T	R	Bikes	L	T	R	Bikes	L	T	R	Bikes	L	T	R	Bikes		North	South	East	West
4:00 PM	8	72	18	0	4	0	28	0	6	11	0	0	6	20	2	0	169	0	0	0	0
4:05 PM	18	65	20	0	10	0	30	0	7	9	0	0	0	21	12	0	192	0	0	0	0
4:10 PM	27	79	19	0	9	0	30	0	6	12	0	0	0	19	3	0	204	0	0	0	0
4:15 PM	9	55	23	0	6	0	28	0	1	11	0	0	0	26	6	0	165	0	0	0	0
4:20 PM	17	58	27	0	3	0	38	0	6	15	0	0	0	17	8	0	189	0	0	0	0
4:25 PM	17	84	17	0	9	0	30	0	4	7	0	0	0	24	5	0	197	0	0	0	0
4:30 PM	25	92	19	0	1	0	36	0	5	11	0	0	0	25	7	0	221	0	0	0	0
4:35 PM	20	77	15	0	8	0	51	0	1	12	0	0	0	25	3	0	212	0	0	0	0
4:40 PM	20	111	13	0	0	0	61	0	9	15	0	0	0	23	2	0	254	0	0	0	0
4:45 PM	31	90	19	0	4	0	37	0	5	13	0	0	0	19	8	0	226	0	0	0	0
4:50 PM	25	75	17	0	2	0	38	0	7	12	0	0	0	20	2	0	198	0	0	0	0
4:55 PM	14	75	12	0	3	0	30	0	5	15	0	0	0	17	11	0	182	0	0	0	0
5:00 PM	14	86	18	0	3	0	40	0	1	7	0	0	0	28	5	0	202	0	0	0	0
5:05 PM	21	104	15	0	1	0	54	0	5	20	0	0	0	29	6	0	255	0	0	0	0
5:10 PM	22	100	15	0	2	0	25	0	2	14	0	0	0	28	4	0	212	0	0	0	0
5:15 PM	28	94	25	0	3	0	43	0	2	8	0	0	0	31	5	0	239	0	0	0	0
5:20 PM	24	93	17	0	2	0	41	0	6	16	0	0	0	36	9	0	244	0	0	0	0
5:25 PM	27	93	27	0	4	0	26	0	3	18	0	0	0	25	7	0	230	0	0	0	0
5:30 PM	31	77	30	0	4	0	46	0	2	19	0	0	0	17	4	0	230	0	0	0	0
5:35 PM	22	91	21	0	6	0	34	0	3	15	0	0	0	24	9	0	225	0	0	0	0
5:40 PM	25	60	25	0	2	0	47	0	7	12	0	0	0	19	6	0	203	0	0	0	0
5:45 PM	27	68	17	0	5	0	40	0	0	15	0	0	0	28	9	0	209	0	0	0	0
5:50 PM	11	54	16	0	7	0	36	0	0	20	0	0	0	21	8	0	173	0	0	0	0
5:55 PM	24	80	20	0	2	0	39	0	3	9	0	0	0	27	3	0	207	0	0	0	0
Total Survey	507	1,933	465	0	100	0	908	0	96	316	0	0	0	569	144	0	5,038	0	0	0	0

15-Minute Interval Summary

4:00 PM to 6:00 PM

Interval Start Time	Northbound I-5 NB Ramp				Southbound I-5 NB Ramp				Eastbound NE 179th St				Westbound NE 179th St				Interval Total	Pedestrians Crosswalk			
	L	T	R	Bikes	L	T	R	Bikes	L	T	R	Bikes	L	T	R	Bikes		North	South	East	West
4:00 PM	53	216	57	0	23	0	88	0	19	32	0	0	0	60	17	0	565	0	0	0	0
4:15 PM	43	197	67	0	18	0	96	0	11	33	0	0	0	67	19	0	551	0	0	0	0
4:30 PM	65	280	47	0	9	0	148	0	15	38	0	0	0	73	12	0	687	0	0	0	0
4:45 PM	70	240	48	0	9	0	105	0	17	40	0	0	0	56	21	0	606	0	0	0	0
5:00 PM	57	290	48	0	6	0	119	0	8	41	0	0	0	85	15	0	669	0	0	0	0
5:15 PM	79	280	69	0	9	0	110	0	11	42	0	0	0	92	21	0	713	0	0	0	0
5:30 PM	78	228	76	0	12	0	127	0	12	46	0	0	0	60	19	0	658	0	0	0	0
5:45 PM	62	202	53	0	14	0	115	0	3	44	0	0	0	76	20	0	589	0	0	0	0
Total Survey	507	1,933	465	0	100	0	908	0	96	316	0	0	0	569	144	0	5,038	0	0	0	0

Peak Hour Summary

4:40 PM to 5:40 PM

By Approach	Northbound I-5 NB Ramp				Southbound I-5 NB Ramp				Eastbound NE 179th St				Westbound NE 179th St				Total	Pedestrians Crosswalk			
	In	Out	Total	Bikes	In	Out	Total	Bikes	In	Out	Total	Bikes	In	Out	Total	Bikes		North	South	East	West
Volume	1,597	0	1,597	0	509	1,211	1,720	0	222	1,051	1,273	0	369	435	804	0	2,697	0	0	0	0
%HV	2.8%				2.6%				7.7%				5.1%				3.5%				
PHF	0.93				0.90				0.87				0.82				0.95				

By Movement	Northbound I-5 NB Ramp				Southbound I-5 NB Ramp				Eastbound NE 179th St				Westbound NE 179th St				Total
	L	T	R	Total	L	T	R	Total	L	T	R	Total	L	T	R	Total	
Volume	279	1,089	229	1,597	34	0	475	509	50	172	0	222	0	297	72	369	2,697
%HV	3.9%	2.6%	2.6%	2.8%	5.9%	0.0%	2.3%	2.6%	16.0%	5.2%	0.0%	7.7%	0.0%	5.4%	4.2%	5.1%	3.5%
PHF	0.85	0.91	0.73	0.93	0.61	0.00	0.87	0.90	0.60	0.81	0.00	0.87	0.00	0.78	0.82	0.82	0.95

Rolling Hour Summary

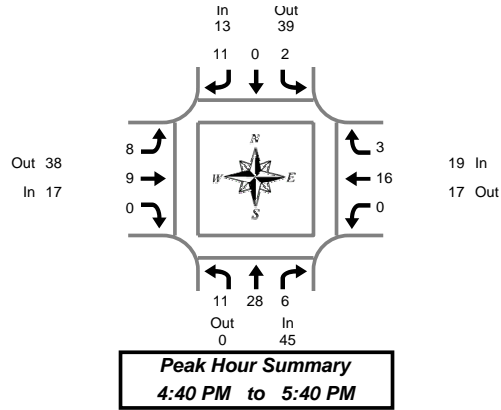
4:00 PM to 6:00 PM

Interval Start Time	Northbound I-5 NB Ramp				Southbound I-5 NB Ramp				Eastbound NE 179th St				Westbound NE 179th St				Interval Total	Pedestrians Crosswalk			
	L	T	R	Bikes	L	T	R	Bikes	L	T	R	Bikes	L	T	R	Bikes		North	South	East	West
4:00 PM	231	933	219	0	59	0	437	0	62	143	0	0	0	256	69	0	2,409	0	0	0	0
4:15 PM	235	1,007	210	0	42	0	468	0	51	152	0	0	0	281	67	0	2,513	0	0	0	0
4:30 PM	271	1,090	212	0	33	0	482	0	51	161	0	0	0	306	69	0	2,675	0	0	0	0
4:45 PM	284	1,038	241	0	36	0	461	0	48	169	0	0	0	293	76	0	2,646	0	0	0	0
5:00 PM	276	1,000	246	0	41	0	471	0	34	173	0	0	0	313	75	0	2,629	0	0	0	0

Heavy Vehicle Summary



Clay Carney
(503) 833-2740



I-5 NB Ramp & NE 179th St

Thursday, March 02, 2006

4:00 PM to 6:00 PM

Heavy Vehicle 5-Minute Interval Summary 4:00 PM to 6:00 PM

Interval Start Time	Northbound I-5 NB Ramp				Southbound I-5 NB Ramp				Eastbound NE 179th St				Westbound NE 179th St				Interval Total
	L	T	R	Total	L	T	R	Total	L	T	R	Total	L	T	R	Total	
4:00 PM	0	1	1	2	1	0	4	5	0	1	0	1	0	1	0	1	9
4:05 PM	1	3	0	4	0	0	1	1	2	4	0	6	0	1	0	1	12
4:10 PM	1	4	0	5	0	0	2	2	0	3	0	3	0	1	0	1	11
4:15 PM	2	0	0	2	0	0	0	0	0	1	0	1	0	0	0	0	3
4:20 PM	0	3	1	4	1	0	1	2	0	2	0	2	0	1	1	2	10
4:25 PM	0	2	0	2	0	0	1	1	0	2	0	2	0	0	0	0	5
4:30 PM	2	4	0	6	0	0	2	2	0	0	0	0	0	0	0	0	8
4:35 PM	1	2	1	4	0	0	3	3	1	0	0	1	0	0	0	0	8
4:40 PM	1	3	0	4	0	0	2	2	2	1	0	3	0	0	0	0	9
4:45 PM	1	2	0	3	0	0	0	0	0	1	0	1	0	6	1	7	11
4:50 PM	3	1	0	4	1	0	0	1	2	0	0	2	0	0	1	1	8
4:55 PM	0	3	0	3	1	0	1	2	1	2	0	3	0	1	1	2	10
5:00 PM	1	2	0	3	0	0	1	1	0	0	0	0	0	2	0	2	6
5:05 PM	0	1	1	2	0	0	1	1	0	1	0	1	0	1	0	1	5
5:10 PM	1	3	1	5	0	0	0	0	0	2	0	2	0	1	0	1	8
5:15 PM	1	3	1	5	0	0	2	2	0	0	0	0	0	1	0	1	8
5:20 PM	0	2	1	3	0	0	1	1	1	0	0	1	0	3	0	3	8
5:25 PM	1	4	0	5	0	0	2	2	0	0	0	0	0	1	0	1	8
5:30 PM	1	1	2	4	0	0	1	1	0	2	0	2	0	0	0	0	7
5:35 PM	1	3	0	4	0	0	0	0	2	0	0	2	0	0	0	0	6
5:40 PM	0	0	0	0	0	0	2	2	0	0	0	0	0	1	1	2	4
5:45 PM	1	2	0	3	0	0	3	3	0	0	0	0	0	0	0	0	6
5:50 PM	1	3	1	5	0	0	3	3	0	1	0	1	0	0	0	0	9
5:55 PM	0	3	0	3	0	0	0	0	1	0	0	1	0	0	0	0	4
Total Survey	20	55	10	85	4	0	33	37	12	23	0	35	0	21	5	26	183

Heavy Vehicle 15-Minute Interval Summary 4:00 PM to 6:00 PM

Interval Start Time	Northbound I-5 NB Ramp				Southbound I-5 NB Ramp				Eastbound NE 179th St				Westbound NE 179th St				Interval Total
	L	T	R	Total	L	T	R	Total	L	T	R	Total	L	T	R	Total	
4:00 PM	2	8	1	11	1	0	7	8	2	8	0	10	0	3	0	3	32
4:15 PM	2	5	1	8	1	0	2	3	0	5	0	5	0	1	1	2	18
4:30 PM	4	9	1	14	0	0	7	7	3	1	0	4	0	0	0	0	25
4:45 PM	4	6	0	10	2	0	1	3	3	3	0	6	0	7	3	10	29
5:00 PM	2	6	2	10	0	0	2	2	0	3	0	3	0	4	0	4	19
5:15 PM	2	9	2	13	0	0	5	5	1	0	0	1	0	5	0	5	24
5:30 PM	2	4	2	8	0	0	3	3	2	2	0	4	0	1	1	2	17
5:45 PM	2	8	1	11	0	0	6	6	1	1	0	2	0	0	0	0	19
Total Survey	20	55	10	85	4	0	33	37	12	23	0	35	0	21	5	26	183

Heavy Vehicle Peak Hour Summary 4:40 PM to 5:40 PM

By Approach	Northbound I-5 NB Ramp			Southbound I-5 NB Ramp			Eastbound NE 179th St			Westbound NE 179th St			Total
	In	Out	Total	In	Out	Total	In	Out	Total	In	Out	Total	
Volume	45	0	45	13	39	52	17	38	55	19	17	36	94
PHF	0.87			0.65			0.71			0.48			0.81

By Movement	Northbound I-5 NB Ramp				Southbound I-5 NB Ramp				Eastbound NE 179th St				Westbound NE 179th St				Total
	L	T	R	Total	L	T	R	Total	L	T	R	Total	L	T	R	Total	
Volume	11	28	6	45	2	0	11	13	8	9	0	17	0	16	3	19	94
PHF	0.55	0.78	0.50	0.87	0.25	0.00	0.55	0.65	0.50	0.75	0.00	0.71	0.00	0.57	0.25	0.48	0.81

Heavy Vehicle Rolling Hour Summary 4:00 PM to 6:00 PM

Interval Start Time	Northbound I-5 NB Ramp				Southbound I-5 NB Ramp				Eastbound NE 179th St				Westbound NE 179th St				Interval Total
	L	T	R	Total	L	T	R	Total	L	T	R	Total	L	T	R	Total	
4:00 PM	12	28	3	43	4	0	17	21	8	17	0	25	0	11	4	15	104
4:15 PM	12	26	4	42	3	0	12	15	6	12	0	18	0	12	4	16	91
4:30 PM	12	30	5	47	2	0	15	17	7	7	0	14	0	16	3	19	97
4:45 PM	10	25	6	41	2	0	11	13	6	8	0	14	0	17	4	21	89
5:00 PM	8	27	7	42	0	0	16	16	4	6	0	10	0	10	1	11	79

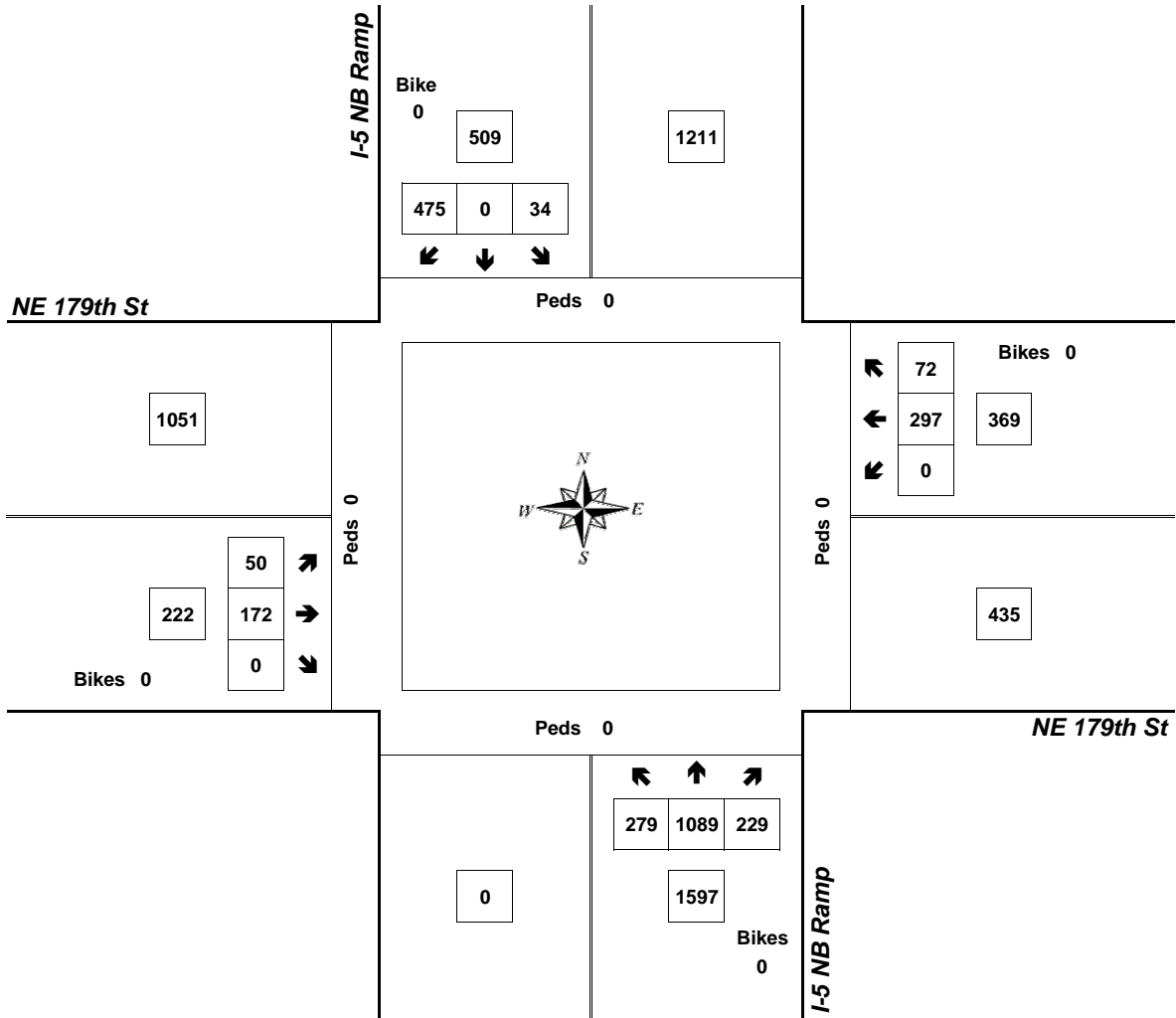
Peak Hour Summary



Clay Carney
(503) 833-2740

I-5 NB Ramp & NE 179th St

4:40 PM to 5:40 PM
Thursday, March 02, 2006



Approach	PHF	HV%	Volume
EB	0.87	7.7%	222
WB	0.82	5.1%	369
NB	0.93	2.8%	1,597
SB	0.90	2.6%	509
Intersection	0.95	3.5%	2,697

Count Period: 4:00 PM to 6:00 PM