



Interval  60 min.  15 min.  
 Binned(CL/SP)  Count(volume)  
Lane No  1  2

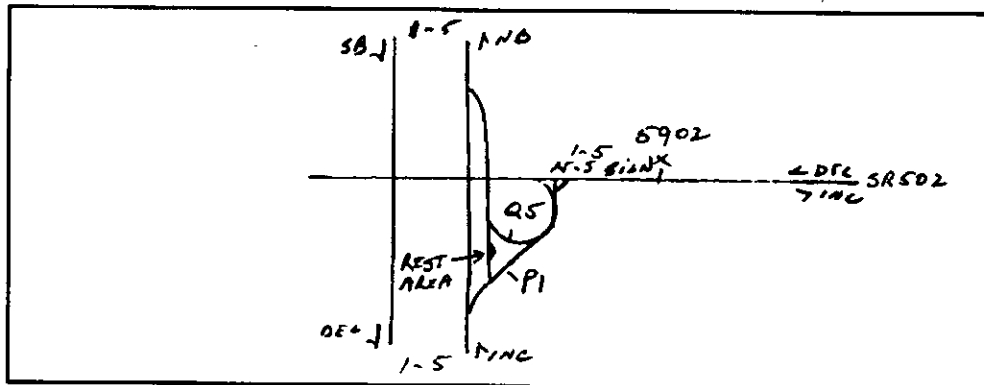
Direction Channel 1 \_\_\_\_\_  
Direction Channel 2 \_\_\_\_\_  
Unique ID# \_\_\_\_\_

Counter No. 165902 Count ID ATR  
SR 502 RRT/RRQ \_\_\_\_\_ MP 0.35  
Leg 2 Direction WB OSID \_\_\_\_\_

Station Description ON SR 502 E/O SR 5 NB on ramps Wye Conn

Date	Day	Time	Comments
4/14/14	2	10:18	Manual (1) <u>2</u> (2) _____ Counter (1) <u>2</u> (2) _____ Set cntr ok BJJ/JH 6.5v
4/15	3	09:48	Manual (1) <u>42</u> (2) _____ Counter (1) <u>42</u> (2) _____ Chk cntr ok BJJ/JH 6.8v
4/16	4	09:54	Manual (1) <u>50</u> (2) _____ Counter (1) <u>49</u> (2) _____ sp=1 Chk cntr ok BJJ/JH 6.7v
4/17	5	09:28	Manual (1) <u>24</u> (2) _____ Counter (1) <u>24</u> (2) _____ Chk cntr ok BJJ/JH 6.5v
4/18	6	09:40	Manual (1) <u>1</u> (2) _____ Counter (1) <u>1</u> (2) _____ P.U. cntr OK BJJ/JH 6.9v

Sketch



B. JOHNSON / J. HENDRIKSON  
Field Person



Interval  60 min.  15 min.  
 Binned(CL/SP)  Count(volume)  
Lane No  1  2

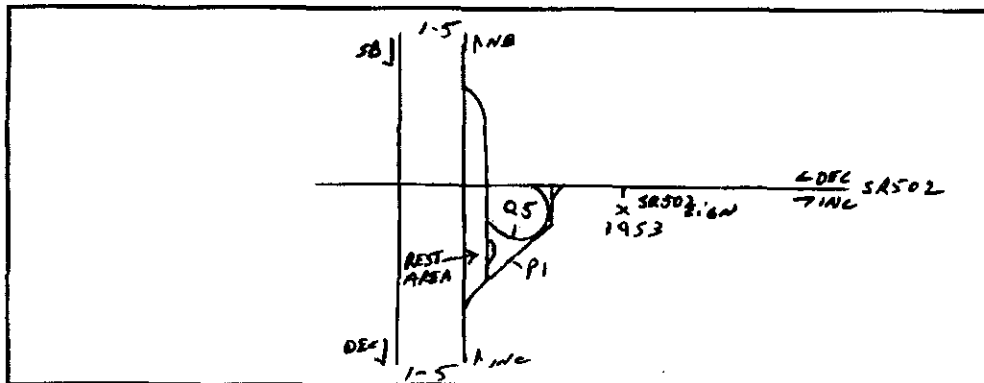
Direction Channel 1 \_\_\_\_\_  
Direction Channel 2 \_\_\_\_\_  
Unique ID# \_\_\_\_\_

Counter No. 161953 Count ID ATR  
SR 502 RRT/RRQ \_\_\_\_\_ MP 0.35  
Leg 2 Direction EB OSID \_\_\_\_\_

Station Description ON SR 502 E/O SR 5 NB on ramps Wye Conn

Date	Day	Time	Comments
4/14/14	2	10:15	Manual (1) <u>3</u> (2) _____ Counter (1) <u>3</u> (2) _____ Set cntr ok BJ/JH 6.5v
4/15	3	09:47	Manual (1) <u>27</u> (2) _____ sp=1 Counter (1) <u>26</u> (2) _____ Chk cntr ok BJ/JH 6.8v
4/16	4	09:47	Manual (1) <u>33</u> (2) _____ Counter (1) <u>33</u> (2) _____ Chk cntr ok BJ/JH 6.7v
4/17	5	09:26	Manual (1) <u>19</u> (2) _____ Counter (1) <u>19</u> (2) _____ Chk cntr ok BJ/JH 6.5v
4/18	6	09:41	Manual (1) <u>1</u> (2) _____ Counter (1) <u>1</u> (2) _____ P.U. cntr <del>OK</del> BJ/JH 6.9v

Sketch



North

B. JOHNSON / J. HENDRICKSON  
Field Person

SR 502 MP 000.35 OFF SYSTEM ID. LEG 2 DIRECTION OF TRAFFIC WESTBOUND LANE ALL OF

COUNT IDENTIFIER ATR COUNTER NUMBER 165902 DESCRIPTION: ON SR 502 E/O SR 5 NB ON RAMP S WYE CONN

04/14/14 MONDAY	AM HOURS												PM HOURS												DAILY TOTAL	
	1	2	3	4	5	6	7	8	9	10	11	12	1	2	3	4	5	6	7	8	9	10	11	12		
00-15	12	1	2	3	4	5	6	7	8	9	10	11	12	1	2	3	4	5	6	7	8	9	10	11	12	13
15-30	1	2	3	4	5	6	7	8	9	10	11	12	1	2	3	4	5	6	7	8	9	10	11	12	18	
30-45																										10
45-00																										11
HOUR																										
TOT																										4553

AM PEAK HOUR 1100 TO 1200 VOLUME 416  
PM PEAK HOUR 0445 TO 0545 VOLUME 535

04/15/14 TUESDAY	AM HOURS												PM HOURS												DAILY TOTAL	
	1	2	3	4	5	6	7	8	9	10	11	12	1	2	3	4	5	6	7	8	9	10	11	12		
00-15	12	1	2	3	4	5	6	7	8	9	10	11	12	1	2	3	4	5	6	7	8	9	10	11	12	18
15-30	1	2	3	4	5	6	7	8	9	10	11	12	1	2	3	4	5	6	7	8	9	10	11	12	23	
30-45																										13
45-00																										16
HOUR																										
TOT																										618

AM PEAK HOUR 0645 TO 0745 VOLUME 890  
PM PEAK HOUR 0345 TO 0445 VOLUME 547

04/16/14 WEDNESDAY	AM HOURS												PM HOURS												DAILY TOTAL	
	1	2	3	4	5	6	7	8	9	10	11	12	1	2	3	4	5	6	7	8	9	10	11	12		
00-15	12	1	2	3	4	5	6	7	8	9	10	11	12	1	2	3	4	5	6	7	8	9	10	11	12	13
15-30	1	2	3	4	5	6	7	8	9	10	11	12	1	2	3	4	5	6	7	8	9	10	11	12	18	
30-45																										11
45-00																										15
HOUR																										
TOT																										4805

AM PEAK HOUR 0630 TO 0730 VOLUME 867  
PM PEAK HOUR 0400 TO 0500 VOLUME 550

04/16/14 WEDNESDAY	AM HOURS												PM HOURS												DAILY TOTAL	
	1	2	3	4	5	6	7	8	9	10	11	12	1	2	3	4	5	6	7	8	9	10	11	12		
00-15	12	1	2	3	4	5	6	7	8	9	10	11	12	1	2	3	4	5	6	7	8	9	10	11	12	13
15-30	1	2	3	4	5	6	7	8	9	10	11	12	1	2	3	4	5	6	7	8	9	10	11	12	18	
30-45																										10
45-00																										11
HOUR																										
TOT																										4805

AM PEAK HOUR 0630 TO 0730 VOLUME 867  
PM PEAK HOUR 0400 TO 0500 VOLUME 550





DOT-RNB515A-B

STATE OF WASHINGTON - DEPARTMENT OF TRANSPORTATION  
TRIP SYSTEM  
15 MINUTE TRAFFIC COUNT SUMMARY

DATE 04/22/14  
TIME 13:52:28  
PAGE 4

SR 502 MP 000.35 OFF SYSTEM 10. LEG 2 DIRECTION OF TRAFFIC EASTBOUND LANE ALL OF

COUNT IDENTIFIER ATR COUNTER NUMBER 161953 DESCRIPTION: ON SR 502 E/O SR 5 NB ON RAMP YVE CONN

04/17/14 THURSDAY		AM HOURS											PM HOURS					DAILY TOTAL							
12	1	2	3	4	5	6	7	8	9	10	11	12	1	2	3	4	5	6	7	8	9	10	11	12	TOTAL
12	1	2	3	4	5	6	7	8	9	10	11	12	1	2	3	4	5	6	7	8	9	10	11	12	8240
18	7	9	11	10	12	33	69	103	61	93	70	109	130	124	164	209	232	183	125	90	81	58	24	34	
22	13	11	11	11	21	49	116	79	75	87	84	106	127	147	190	222	230	169	124	87	91	71	36	36	
15	12	8	8	8	22	42	113	82	78	83	90	105	134	135	207	189	212	165	90	97	64	45	34	34	
45-00	7	9	13	8	25	58	102	71	88	68	91	99	116	159	189	212	184	142	89	97	60	45	29	29	
TOT	62	41	41	24	68	90	182	402	335	302	331	335	419	507	565	750	832	659	428	371	296	219	123	8240	
									AM PEAK HOUR 0715 TO 0815 VOLUME 436							PM PEAK HOUR 0445 TO 0545 VOLUME 886								AM TOTAL 2213	
																									PM TOTAL 6027

04/18/14 FRIDAY		AM HOURS											PM HOURS					DAILY TOTAL							
12	1	2	3	4	5	6	7	8	9	10	11	12	1	2	3	4	5	6	7	8	9	10	11	12	TOTAL
12	1	2	3	4	5	6	7	8	9	10	11	12	1	2	3	4	5	6	7	8	9	10	11	12	1300
28	21	7	6	11	13	30	60	88	59																1300
15-30	23	6	9	9	14	38	61	68	86																1300
30-45	15	12	10	17	20	37	94	105																	1300
45-00	25	8	16	8	26	62	70	103																	1300
TOT	91	47	42	26	63	70	167	285	364	145															1300
									AM PEAK HOUR 0800 TO 0900 VOLUME 364																AM TOTAL 1300
																									PM TOTAL 0

04/14/14 THRU 04/18/14 93  
 3 DAYS  
 AVG WEEKDAY VOL 8249 X SEASONAL ADJ. FACTOR 0.9900 = 8167 X AXLE CORR FACTOR 0.9809 = ESTIMATED AVG DAILY TRAFFIC 8011  
 FACTOR GROUP CB-02  
 FACTOR GROUP GR-B2





10

Interval  60 min.  15 min.  
 Binned(CL/SP)  Count(volume)  
Lane No  1  2

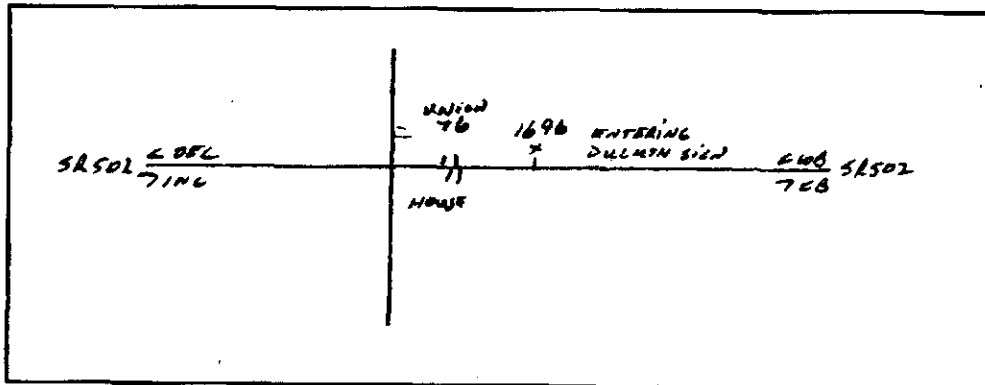
Direction Channel 1 \_\_\_\_\_  
Direction Channel 2 \_\_\_\_\_  
Unique ID# \_\_\_\_\_

Counter No. 161696 Count ID 14-004  
SR 502 RRT/RRQ \_\_\_\_\_ MP 2.05  
Leg 2 Direction WB OSID \_\_\_\_\_

Station Description ON SR 502 E/O NE 10th Ave

Date	Day	Time	Comments
4/14/14	2	11:58	Manual (1) <u>4</u> (2) _____ Counter (1) <u>4</u> (2) _____ Set cntr ok BJ/JH 6.5v
4/15	3	11:15	Manual (1) <u>50</u> (2) _____ Counter (1) <u>50</u> (2) _____ Chk cntr ok BJ/JH 7.1v
4/16	4	11:18	Manual (1) <u>50</u> (2) _____ Counter (1) <u>50</u> (2) _____ Chk cntr ok BJ/JH 7.1v
4/17	5	10:25	Manual (1) <u>26</u> (2) _____ sp=1 Counter (1) <u>25</u> (2) _____ Chk cntr ok BJ/JH 6.8v
4/18	6	10:46	Manual (1) <u>1</u> (2) _____ Counter (1) <u>1</u> (2) _____ P.U. cntr <i>OK</i> BJ/JH 7.1v

Sketch



B. JOHNSON / J. HENDRICKSON  
Field Person



Interval  60 min.  15 min.  
 Binned(CL/SP)  Count(volume)  
Lane No  1  2

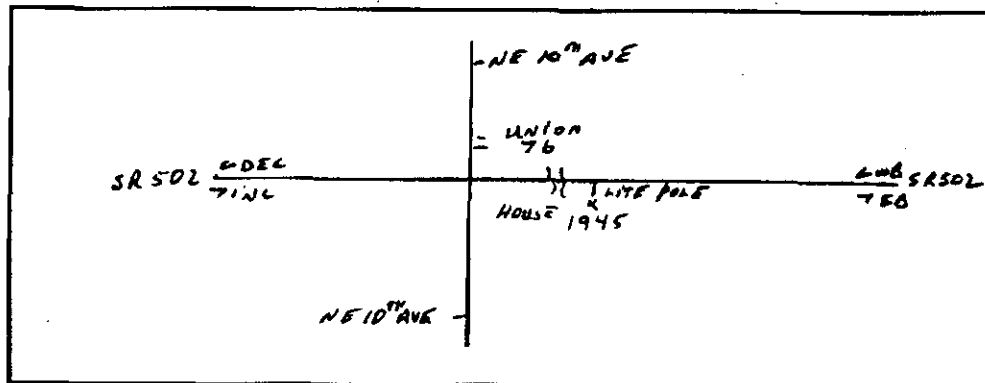
Direction Channel 1 \_\_\_\_\_  
Direction Channel 2 \_\_\_\_\_  
Unique ID# \_\_\_\_\_

Counter No. 161945 Count ID 14-004  
SR 502 RRT/RRQ \_\_\_\_\_ MP 2.05  
Leg 2 Direction EB OSID \_\_\_\_\_

Station Description ON SR 502 E/O NE 10th Ave

Date	Day	Time	Comments
4/14/14	2	10:26	Manual (1) 5 (2) _____ Counter (1) 5 (2) _____ Set cntr ok BJ/JH 6.6v
4/15	3	09:55	Manual (1) 32 (2) _____ Counter (1) 32 (2) _____ Chk cntr ok BJ/JH 6.9v
4/16	4	10:01	Manual (1) 25 (2) _____ Counter (1) 25 (2) _____ Chk cntr ok BJ/JH 6.8v
4/17	5	09:32	Manual (1) 20 (2) _____ Counter (1) 20 (2) _____ Chk cntr ok BJ/JH 6.5v
4/18	6	10:01	Manual (1) 1 (2) _____ Counter (1) 1 (2) _____ P.U. cntr <i>JR</i> BJ/JH 6.8v

Sketch



*B. JOHNSON / J. HENDRICKSON*  
Field Person



SR 502 MP 002.05 OFF SYSTEM ID. LEG 2 DIRECTION OF TRAFFIC WESTBOUND LANE ALL OF  
 COUNT IDENTIFIER 14-004 COUNTER NUMBER 161696 DESCRIPTION: ON SR 502 E/O NE 10TH AVE

04/17/14 THURSDAY	AM HOURS												PM HOURS												DAILY TOTAL
	1	2	3	4	5	6	7	8	9	10	11	12	1	2	3	4	5	6	7	8	9	10	11	12	
12	1	2	3	4	5	6	7	8	9	10	11	12	1	2	3	4	5	6	7	8	9	10	11	12	8278
TOT	18	15	26	66	202	501	803	761	536	500	446	458	445	462	473	452	453	482	375	218	222	179	140	45	
	AM PEAK HOUR 0600 TO 0700 VOLUME 803												PM PEAK HOUR 0500 TO 0600 VOLUME 482												
	AM TOTAL 4332												PM TOTAL 3946												

04/18/14 FRIDAY	AM HOURS												PM HOURS												DAILY TOTAL
	1	2	3	4	5	6	7	8	9	10	11	12	1	2	3	4	5	6	7	8	9	10	11	12	
12	1	2	3	4	5	6	7	8	9	10	11	12	1	2	3	4	5	6	7	8	9	10	11	12	3588
TOT	35	24	20	65	159	474	670	710	546	474	411														
	AM PEAK HOUR 0700 TO 0800 VOLUME 710												PM PEAK HOUR 0000 TO 0000 VOLUME 0												
	AM TOTAL 3588												PM TOTAL 0												

04/16/14 THRU 06/18/14  
 TOTAL HOURS FOR COUNT 94

3 DAYS  
 AVG WEEKDAY VOL 8327 X SEASONAL ADJ. FACTOR 0.9900 = 8244 X AXLE CORR FACTOR 0.9809 = ESTIMATED AVG DAILY TRAFFIC 8087

FACTOR GROUP CB-02  
 FACTOR GROUP GR-82

SR 502 MP 002.05 OFF SYSTEM ID. LEG 2 DIRECTION OF TRAFFIC EASTBOUND LANE ALL OF

COUNT IDENTIFIER 14-004 COUNTER NUMBER 161945 DESCRIPTION: ON SR 502 E/O NE 10TH AVE

04/14/14 MONDAY	AM HOURS	PM HOURS	DAILY TOTAL
12	1	2	3
1	3	4	7
2	5	6	8
3	7	8	10
4	9	10	11
5	11	12	12
6	1	2	3
7	3	4	7
8	5	6	11
9	7	8	14
10	9	10	19
11	11	12	25
12	1	2	3
TOT	187	408	595

AM PEAK HOUR 1045 TO 1145 VOLUME 420  
 PM PEAK HOUR 0445 TO 0545 VOLUME 826

04/15/14 TUESDAY

AM HOURS	PM HOURS	DAILY TOTAL	
1	2	3	
2	3	5	
3	4	7	
4	5	9	
5	6	11	
6	7	13	
7	8	15	
8	9	17	
9	10	19	
10	11	21	
11	12	23	
12	1	25	
1	2	3	
2	3	5	
3	4	7	
4	5	9	
5	6	11	
6	7	13	
7	8	15	
8	9	17	
9	10	19	
10	11	21	
11	12	23	
12	1	25	
TOT	55	37	92

AM PEAK HOUR 0715 TO 0815 VOLUME 411  
 PM PEAK HOUR 0445 TO 0545 VOLUME 833

04/16/14 WEDNESDAY

AM HOURS	PM HOURS	DAILY TOTAL	
1	2	3	
2	3	5	
3	4	7	
4	5	9	
5	6	11	
6	7	13	
7	8	15	
8	9	17	
9	10	19	
10	11	21	
11	12	23	
12	1	25	
1	2	3	
2	3	5	
3	4	7	
4	5	9	
5	6	11	
6	7	13	
7	8	15	
8	9	17	
9	10	19	
10	11	21	
11	12	23	
12	1	25	
TOT	62	34	96

AM PEAK HOUR 1100 TO 1200 VOLUME 397  
 PM PEAK HOUR 0445 TO 0545 VOLUME 851

AM TOTAL 2235  
 PM TOTAL 5684

SR 502 MP 002.05 OFF SYSTEM ID. LEG 2 DIRECTION OF TRAFFIC EASTBOUND LANE ALL OF  
 COUNT IDENTIFIER 14-004 COUNTER NUMBER 161945 DESCRIPTION: ON SR 502 E/O NE 10TH AVE

04/17/14 THURSDAY		AM HOURS												PM HOURS												DAILY TOTAL
12	1	2	3	4	5	6	7	8	9	10	11	12	1	2	3	4	5	6	7	8	9	10	11	12		
12	1	2	3	4	5	6	7	8	9	10	11	12	1	2	3	4	5	6	7	8	9	10	11	12	7918	
63	35	39	27	40	82	178	363	338	308	350	361	437	502	524	707	786	770	641	385	369	285	215	133	2164		
AM PEAK HOUR 0715 TO 0815 VOLUME 398												PM PEAK HOUR 0430 TO 0530 VOLUME 795												AM TOTAL 2164		
PM PEAK HOUR 0430 TO 0530 VOLUME 795																								PM TOTAL 5754		

04/18/14 FRIDAY		AM HOURS												PM HOURS												DAILY TOTAL
12	1	2	3	4	5	6	7	8	9	10	11	12	1	2	3	4	5	6	7	8	9	10	11	12		
12	1	2	3	4	5	6	7	8	9	10	11	12	1	2	3	4	5	6	7	8	9	10	11	12	1208	
82	43	41	21	39	65	157	268	339	153																1208	
AM PEAK HOUR 0800 TO 0900 VOLUME 339												PM PEAK HOUR 0000 TO 0000 VOLUME 0												AM TOTAL 1208		
PM PEAK HOUR 0000 TO 0000 VOLUME 0																								PM TOTAL 0		

04/14/14 THRU 04/18/14 TOTAL HOURS FOR COUNT 93  
 3 DAYS AVG WEEKDAY VOL 7900 X SEASONAL ADJ. FACTOR 0.9900 = 7821 X AXLE CORR FACTOR 0.9809 = ESTIMATED AVG DAILY TRAFFIC 7672  
 FACTOR GROUP CB-02  
 FACTOR GROUP GR-B2

SR 502 MP 002.05 OFF SYSTEM ID. LEG 2 DIRECTION OF TRAFFIC BOTH WAYS LANE ALL OF  
 COUNT IDENTIFIER 14-004 COUNTER NUMBER 161945 DESCRIPTION: ON SR 502 E/O NE 10TH AVE

04/14/14 MONDAY

AM HOURS	PM HOURS	DAILY TOTAL
12 1 2 3 4 5 6 7 8 9 10 11 12	1 2 3 4 5 6 7 8 9 10 11 12	11
TOT 92	TOT 95	TOT 187

AM PEAK HOUR 0000 TO 0000 VOLUME 0  
 PM PEAK HOUR 0445 TO 0545 VOLUME 1350

04/15/14 TUESDAY

AM HOURS	PM HOURS	DAILY TOTAL
12 1 2 3 4 5 6 7 8 9 10 11 12	1 2 3 4 5 6 7 8 9 10 11 12	11
TOT 95	TOT 95	TOT 190

AM PEAK HOUR 0645 TO 0745 VOLUME 1135  
 PM PEAK HOUR 0445 TO 0545 VOLUME 1360

04/16/14 WEDNESDAY

AM HOURS	PM HOURS	DAILY TOTAL
12 1 2 3 4 5 6 7 8 9 10 11 12	1 2 3 4 5 6 7 8 9 10 11 12	11
TOT 92	TOT 95	TOT 187

AM PEAK HOUR 0700 TO 0800 VOLUME 1129  
 PM PEAK HOUR 0500 TO 0600 VOLUME 1357

00-15 33 15 12 15 32 207 212 213 198 212 300 312 341 232 180 154 103 59 42  
 15-30 32 20 12 21 55 141 249 305 228 216 181 220 209 196 242 300 314 358 266 169 172 111 61 49  
 30-45 14 8 21 22 72 167 265 295 231 215 214 225 225 238 154 130 98 55 34  
 45-00 13 13 22 28 85 199 240 263 213 234 207 234 235 229 298 335 317 322 230 139 124 88 60 349  
 HOUR 92 56 67 86 244 629 934 1129 889 871 780 863 852 842 1002 1210 1284 1357 1011 622 608 412 256 169 16265  
 TOT

SR 502 MP 002.05 OFF SYSTEM ID. LEG 2 DIRECTION OF TRAFFIC BOTH WAYS LANE ALL OF

COUNT IDENTIFIER 14-004 COUNTER NUMBER 161945 DESCRIPTION: ON SR 502 E/O NE 10TH AVE

04/17/14 THURSDAY

AM HOURS	1	2	3	4	5	6	7	8	9	10	11	12	PM HOURS	1	2	3	4	5	6	7	8	9	10	11	12	DAILY TOTAL
00-15	12	1	2	3	4	5	6	7	8	9	10	11	12	1	2	3	4	5	6	7	8	9	10	11	12	4122
15-30	27	12	21	26	34	102	247	236	231	200	179	175	197	245	249	305	338	342	268	179	150	111	95	43	57	43
30-45	20	16	12	21	54	131	253	280	227	188	200	211	255	249	282	326	326	325	275	174	143	128	101	57	59	57
45-00	19	10	15	15	70	191	258	311	214	199	216	205	217	253	237	299	277	304	269	118	138	119	72	39	39	39
TOT	81	50	65	93	242	583	981	1124	874	808	776	819	882	964	997	1159	1239	1252	1016	603	591	464	355	178	178	16196

AM PEAK HOUR 0700 TO 0800 VOLUME 1124 AM TOTAL 6496  
 PM PEAK HOUR 0445 TO 0545 VOLUME 1269 PM TOTAL 9700

04/18/14 FRIDAY

AM HOURS	1	2	3	4	5	6	7	8	9	10	11	12	PM HOURS	1	2	3	4	5	6	7	8	9	10	11	12	DAILY TOTAL
00-15	12	1	2	3	4	5	6	7	8	9	10	11	12	1	2	3	4	5	6	7	8	9	10	11	12	4122
15-30	33	24	11	16	26	95	199	241	209	181																181
30-45	35	21	16	16	43	134	201	222	205	183																183
45-00	24	11	11	28	48	140	210	285	228																	228
TOT	117	67	61	86	198	539	827	978	885	364																978

AM PEAK HOUR 0700 TO 0800 VOLUME 978 AM TOTAL 4122  
 PM PEAK HOUR 0000 TO 0000 VOLUME 0 PM TOTAL 0

04/14/14 THRU 04/18/14 93  
 3 DAYS FACTOR GROUP CB-02 FACTOR GROUP GR-B2  
 AVG WEEKDAY VOL 16227 X SEASONAL ADJ. FACTOR 0.9900 = 16065 X AXLE CORR FACTOR 0.9809 = ESTIMATED AVG DAILY TRAFFIC 15758  
 PEAK HOUR PERCENTAGES: K = 8.38 D = 61.25  
 PEAK HOUR LOCATION : VOLUME = 1360 DATE: 04/15/14 TIME: 04:45 PM