



# Diamond Traffic Counter

Interval  60 Min.  15 Min.

Raw  Collect Axle  
 Binned (CL/SP)  Speed X Axle  
 Count (Vol)  Speed

Enabled Lane No.  1  2  9  10

Direction Channel 1 SB

Direction Channel 2 \_\_\_\_\_

Direction Channel 9 \_\_\_\_\_

Direction Channel 10 \_\_\_\_\_

TAM Card No. 175

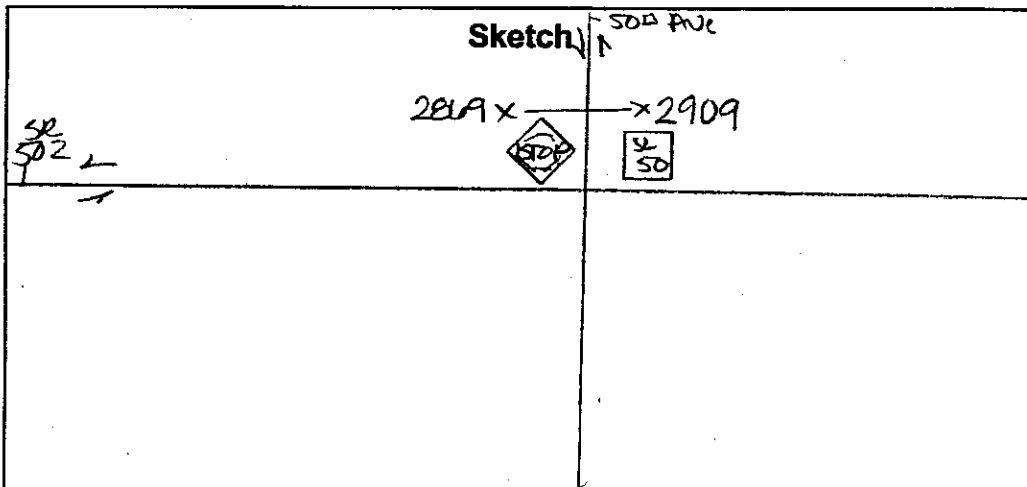
Counter No. 28109 Count ID SP# 04-018

SR 502 RRT \_\_\_\_\_ MP 4.04

Leg L Direction SB OSID \_\_\_\_\_

Station Description - ON <sup>NE</sup> 50<sup>th</sup> AVE n/o SR 502

Date	Day	Time	Comments
6/28/04	2	1024	Manual A <u>3</u> B _____ Counter A <u>3</u> B _____ OK Alt 6.5
6/29	3	0802	Manual A <u>2</u> B _____ Counter A <u>2</u> B _____ OK Alt 6.4
6/30	4	0518	Manual A <u>2</u> B _____ Counter A <u>2</u> B _____ OK Alt 6.4
7/1	5	0547	Manual A <u>1</u> B _____ Counter A <u>1</u> B _____ OK Alt 6.4
7/2	6	0550	Manual A <u>1</u> B _____ Counter A <u>1</u> B _____ PIV Alt 6.4



Attikene  
Field Person

# Diamond Traffic Counter

Interval  60 Min.  15 Min.

Raw  Collect Axle  
 Binned (CL/SP)  Speed X Axle  
 Count (Vol)  Speed

Enabled Lane No.  1  2  9  10

Direction Channel 1 NB

Direction Channel 2 \_\_\_\_\_

Direction Channel 9 \_\_\_\_\_

Direction Channel 10 \_\_\_\_\_

TAM Card No. 175

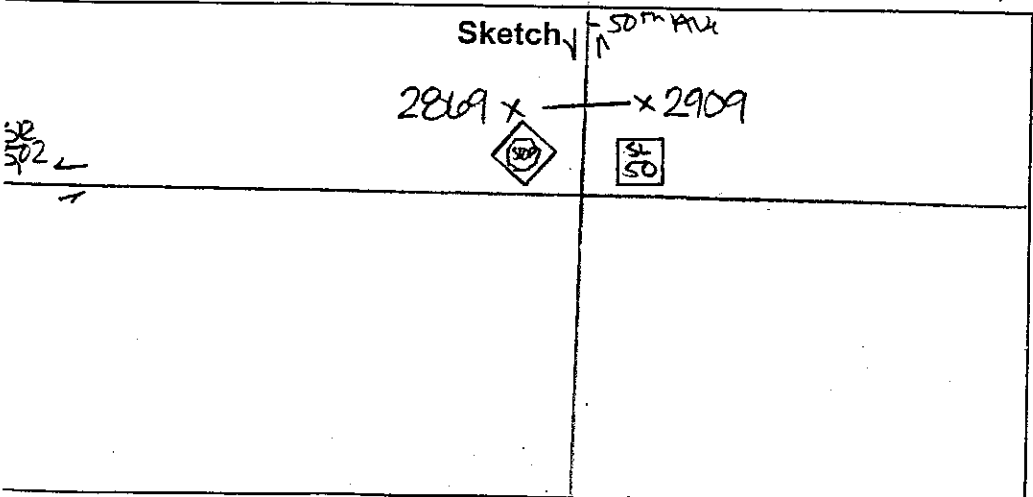
Counter No. 2909 Count ID SP# 04-018

SR 502 RRT \_\_\_\_\_ MP 4.04

Leg L Direction NB OSID \_\_\_\_\_

Station Description - ON NE 500 Ave n10 SR 502

Date	Day	Time	Comments
6/28/04	2	1023	Manual A <u>3</u> B _____ Counter A <u>3</u> B _____ OK Alt 6.6
6/29	3	0800	Manual A <u>2</u> B _____ Counter A <u>2</u> B _____ OK Alt 6.4
6/30	4	0519	Manual A <u>2</u> B _____ Counter A <u>2</u> B _____ OK Alt 6.4
7/1	5	0549	Manual A <u>1</u> B _____ Counter A <u>1</u> B _____ OK Alt 6.4
7/2	6	0549	Manual A <u>1</u> B _____ Counter A <u>1</u> B _____ OK Alt 6.4



Attawku



SR 502 MP 004.04 OFF SYSTEM ID. LEG L DIRECTION OF TRAFFIC SOUTHBOUND LANE ALL OF  
 COUNT IDENTIFIER 04-018 COUNTER NUMBER 286900 DESCRIPTION: ON NE 50TH AVE N/O SR 502

07/01/04 THURSDAY	AM HOURS												PM HOURS												DAILY TOTAL	
	12	1	2	3	4	5	6	7	8	9	10	11	12	1	2	3	4	5	6	7	8	9	10	11		12
00-15																										
15-30																										
30-45																										
45-00																										
TOT	2	3	3	3	7	20	66	64	56	24	40	46	41	30	39	45	62	58	47	45	36	18	6	11	769	

AM PEAK HOUR 0615 TO 0715 VOLUME 72 AM TOTAL 331  
 PM PEAK HOUR 0330 TO 0430 VOLUME 64 PM TOTAL 438

07/02/04 FRIDAY	AM HOURS										PM HOURS										DAILY TOTAL					
	12	1	2	3	4	5	6	7	8	9	10	11	12	1	2	3	4	5	6	7		8	9	10	11	12
00-15																										
15-30																										
30-45																										
45-00																										
TOT	4	5	5	3	5	7	10	11	12	1	2	3	4	5	6	7	8	9	10	11	12	11	12	11	12	34

AM PEAK HOUR 0645 TO 0545 VOLUME 11 AM TOTAL 34  
 PM PEAK HOUR 0000 TO 0000 VOLUME 0 PM TOTAL 0

06/28/04 THRU 07/02/04 TOTAL HOURS FOR COUNT 89  
 3 DAYS AVG WEEKDAY VOL 771 X SEASONAL ADJ. FACTOR 0.9200 = 709 X AXLE CORR FACTOR 0.9493 = ESTIMATED AVG DAILY TRAFFIC 673

FACTOR GROUP CB-02  
 FACTOR GROUP GR-A2

SR 502 MP 004.04 OFF SYSTEM ID. LEG L DIRECTION OF TRAFFIC NORTHBOUND LANE ALL OF  
 COUNT IDENTIFIER 04-018 COUNTER NUMBER 290900 DESCRIPTION: ON NE 50TH AVE N/O SR 502

06/28/04	MONDAY	AM HOURS												PM HOURS												DAILY TOTAL
		1	2	3	4	5	6	7	8	9	10	11	12	1	2	3	4	5	6	7	8	9	10	11	12	
12	1	2	3	4	5	6	7	8	9	10	11	12	1	2	3	4	5	6	7	8	9	10	11	12	111	
1	2	3	4	5	6	7	8	9	10	11	12	1	2	3	4	5	6	7	8	9	10	11	12	111		
TOT																									589	

AM PEAK HOUR 1100 TO 1200 VOLUME 33  
 PM PEAK HOUR 0445 TO 0545 VOLUME 84

06/29/04	TUESDAY	AM HOURS												PM HOURS												DAILY TOTAL
		1	2	3	4	5	6	7	8	9	10	11	12	1	2	3	4	5	6	7	8	9	10	11	12	
12	1	2	3	4	5	6	7	8	9	10	11	12	1	2	3	4	5	6	7	8	9	10	11	12	112	
1	2	3	4	5	6	7	8	9	10	11	12	1	2	3	4	5	6	7	8	9	10	11	12	112		
5	1	1	1	1	1	1	1	1	2	2	2	2	1	1	1	1	1	1	1	1	1	1	1	1	111	
15-30	2	1	1	1	1	1	1	1	1	1	1	1	1	1	1	1	1	1	1	1	1	1	1	1	111	
30-45	2	1	1	1	1	1	1	1	1	1	1	1	1	1	1	1	1	1	1	1	1	1	1	1	111	
45-00																										
TOT	7	4	6	2	5	13	23	35	36	17	33	44	42	53	44	69	72	86	50	52	45	39	18	12	807	

AM PEAK HOUR 1100 TO 1200 VOLUME 44  
 PM PEAK HOUR 0515 TO 0615 VOLUME 87

06/30/04	WEDNESDAY	AM HOURS												PM HOURS												DAILY TOTAL
		1	2	3	4	5	6	7	8	9	10	11	12	1	2	3	4	5	6	7	8	9	10	11	12	
12	1	2	3	4	5	6	7	8	9	10	11	12	1	2	3	4	5	6	7	8	9	10	11	12	111	
1	2	3	4	5	6	7	8	9	10	11	12	1	2	3	4	5	6	7	8	9	10	11	12	111		
3	1	1	1	1	1	1	1	1	1	1	1	1	1	1	1	1	1	1	1	1	1	1	1	1	111	
15-30	2	1	1	1	1	1	1	1	1	1	1	1	1	1	1	1	1	1	1	1	1	1	1	1	111	
30-45	1	1	1	1	1	1	1	1	1	1	1	1	1	1	1	1	1	1	1	1	1	1	1	1	111	
45-00	1	1	1	1	1	1	1	1	1	1	1	1	1	1	1	1	1	1	1	1	1	1	1	1	111	
TOT	7	3	2	2	6	20	22	34	42	38	37	39	46	44	38	63	79	82	76	34	56	35	27	12	842	

AM PEAK HOUR 0815 TO 0915 VOLUME 44  
 PM PEAK HOUR 0545 TO 0645 VOLUME 93

SR 502 MP 004.04 OFF SYSTEM ID. LEG L DIRECTION OF TRAFFIC NORTHBOUND LANE ALL OF

COUNT IDENTIFIER 04-018 COUNTER NUMBER 290900 DESCRIPTION: ON NE 50TH AVE N/O SR 502

07/01/04	THURSDAY	AM HOURS												PM HOURS												DAILY TOTAL
		1	2	3	4	5	6	7	8	9	10	11	12	1	2	3	4	5	6	7	8	9	10	11	12	
12	1	2	3	4	5	6	7	8	9	10	11	12	1	2	3	4	5	6	7	8	9	10	11	12	111	
1	2	3	4	5	6	7	8	9	10	11	12	1	2	3	4	5	6	7	8	9	10	11	12	50		
4	1	1	1	3	2	2	4	8	7	8	13	12	6	6	9	9	35	34	24	6	15	13	9	1	243	
15-30	2	1	1	1	3	3	7	11	12	5	12	19	13	13	18	22	22	30	22	9	10	13	6	1	635	
30-45																										
45-00																										
HOUR																										
TOT	6	3	5	5	8	14	21	29	37	30	35	50	39	50	48	61	104	98	74	41	47	37	25	11	878	

AM PEAK HOUR 1100 TO 1200 VOLUME 50  
 PM PEAK HOUR 0430 TO 0530 VOLUME 111  
 AM PEAK HOUR 0415 TO 0515 VOLUME 19  
 PM PEAK HOUR 0000 TO 0000 VOLUME 0  
 AM TOTAL 243  
 PM TOTAL 635  
 DAILY TOTAL 878

07/02/04 FRIDAY  
 12 1 2 3 4 5 6 7 8 9 10 11 12  
 1 2 3 4 5 6 7 8 9 10 11 12

06/28/04 THRU 07/02/04 TOTAL HOURS FOR COUNT 89  
 3 DAYS AVG WEEKDAY VOL 842 X SEASONAL ADJ. FACTOR 0.9200 = 775 X AXLE CORR FACTOR 0.9493 = ESTIMATED AVG DAILY TRAFFIC 736

FACTOR GROUP CB-02

FACTOR GROUP GR-A2

45



SR 502 MP 004.04 OFF SYSTEM ID. LEG L DIRECTION OF TRAFFIC BOTH WAYS LANE ALL OF

COUNT IDENTIFIER 04-018 COUNTER NUMBER 290900 DESCRIPTION: ON NE 50TH AVE N/O SR 502

07/01/04 THURSDAY	AM HOURS												PM HOURS												DAILY TOTAL
	1	2	3	4	5	6	7	8	9	10	11	12	1	2	3	4	5	6	7	8	9	10	11	12	
12	1	2	3	4	5	6	7	8	9	10	11	12	1	2	3	4	5	6	7	8	9	10	11	12	1647
1	2	3	4	5	6	7	8	9	10	11	12	1	2	3	4	5	6	7	8	9	10	11	12		
00-15	4	1	2	2	5	12	20	21	12	16	22	20	22	22	16	16	52	50	40	20	27	15	13	5	
15-30	2	1	1	2	4	8	25	25	18	15	22	28	22	25	25	40	41	41	34	18	18	17	6	3	
30-45	2	2	2	3	5	10	25	24	11	20	18	18	17	24	28	41	35	21	32	21	15	4	7		
45-00	2	3	3	3	1	11	25	23	13	24	34	14	19	22	35	33	30	26	16	17	8	8	7		
HOUR	6	5	8	8	15	34	87	93	93	54	75	96	80	80	87	106	166	156	121	86	83	55	31	22	1647
TOT	AM PEAK HOUR 0745 TO 0845 VOLUME 99												PM PEAK HOUR 0345 TO 0445 VOLUME 168												AM TOTAL 574
	PM PEAK HOUR 0000 TO 0000 VOLUME 168																								PM TOTAL 1073

07/02/04 FRIDAY	AM HOURS												PM HOURS												DAILY TOTAL
	1	2	3	4	5	6	7	8	9	10	11	12	1	2	3	4	5	6	7	8	9	10	11	12	
12	1	2	3	4	5	6	7	8	9	10	11	12	1	2	3	4	5	6	7	8	9	10	11	12	79
1	2	3	4	5	6	7	8	9	10	11	12	1	2	3	4	5	6	7	8	9	10	11	12		
00-15	5	2	2	1	4	7	2	2	2	2	2	2	2	3	4	4	5	6	7	8	9	10	11	12	
15-30	5	3	2	2	13	2	2	2	2	2	2	2	2	3	4	4	5	6	7	8	9	10	11	12	
30-45	2	1	1	1	4	4	4	4	4	4	4	4	4	5	6	7	8	9	10	11	12	12	12		
45-00	1	2	4	2	4	4	4	4	4	4	4	4	4	5	6	7	8	9	10	11	12	12	12		
HOUR	13	8	7	7	25	19																			79
TOT	AM PEAK HOUR 0415 TO 0515 VOLUME 28												PM PEAK HOUR 0000 TO 0000 VOLUME 0												AM TOTAL 79
	PM PEAK HOUR 0000 TO 0000 VOLUME 0																								PM TOTAL 0

06/28/04 THRU 07/02/04 TOTAL HOURS FOR COUNT 89

3 DAYS  
 AVG WEEKDAY VOL 1613 X SEASONAL ADJ. FACTOR 0.9200 = 1484 X AXLE CORR FACTOR 0.9493 = ESTIMATED AVG DAILY TRAFFIC 1409

PEAK HOUR PERCENTAGES: K = 10.42 D = 65.48  
 PEAK HOUR LOCATION : VOLUME = 168 DATE: 07/01/04 TIME: 03:45 PM





# Diamond Traffic Counter

Interval  60 Min.  15 Min.

Raw  Collect Axle  
 Binned (CL/SP)  Speed X Axle  
 Count (Vol)  Speed

Enabled Lane No.  1  2  9  10

Direction Channel 1 SB

Direction Channel 2 \_\_\_\_\_

Direction Channel 9 \_\_\_\_\_

Direction Channel 10 \_\_\_\_\_

TAM Card No. 175

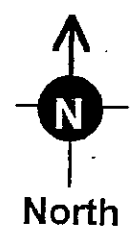
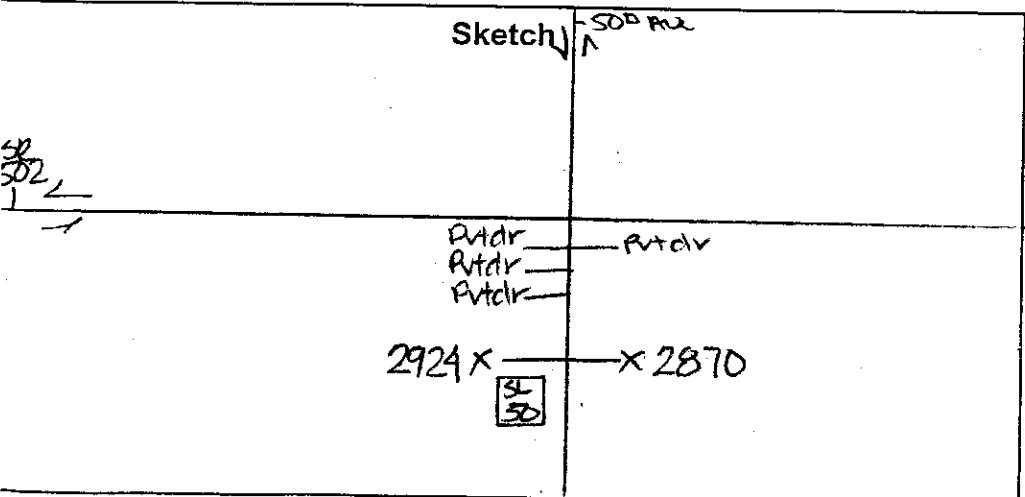
Counter No. 2924 Count ID SP# 04-018

SR 502 RRT \_\_\_\_\_ MP 4.04

Leg R Direction SB OSID \_\_\_\_\_

Station Description - ON <sup>NE</sup> 502<sup>NE</sup> Ave S/O SR 502

Date	Day	Time	Comments
6/28/04	2	1038	Manual A 1 B Counter A 1 B OK BH 6.5
6/29	3	0753	Manual A 2 B Counter A 2 B OK BH 6.4
6/30	4	0513	Manual A 1 SV B Counter A 1 B OK BH 6.3
7/1	5	0543	Manual A 1 SV B Counter A 1 B OK BH 6.3
7/2	6	0541	Manual A 1 B Counter A 1 B DIU BH 6.3



*[Signature]*

Field Person



# Diamond Traffic Counter

Interval  60 Min.  15 Min.

Raw  Collect Axle  
 Binned (CL/SP)  Speed X Axle  
 Count (Vol)  Speed

Enabled Lane No.  1  2  9  10

Direction Channel 1 NB

Direction Channel 2 \_\_\_\_\_

Direction Channel 9 \_\_\_\_\_

Direction Channel 10 \_\_\_\_\_

TAM Card No. 175

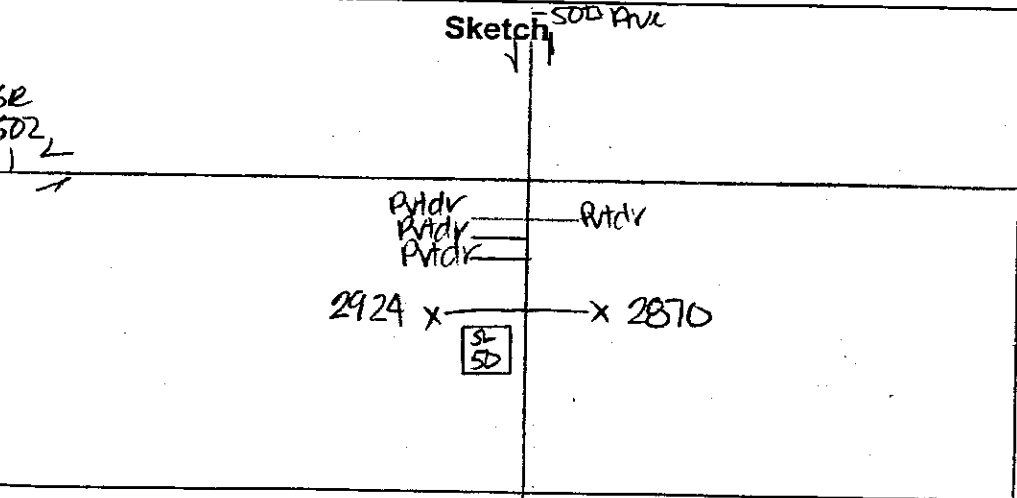
Counter No. 2870 Count ID SP# 04-018

SR 502 RRT \_\_\_\_\_ MP 4.04

Leg R Direction NB OSID \_\_\_\_\_

Station Description - ON <sup>NE</sup> 502 Ave S/O SR 502

Date	Day	Time	Comments
6/28/04	2	1039	Manual A 4 B Counter A 4 B OK AH 6.6
6/29	3	0757	Manual A 2 B Counter A 2 B OK AH 6.4
6/30	4	0512	Manual A 1 SV B Counter A 1 B OK AH 6.4
7/1	5	0544	Manual A 1 SV B Counter A 1 B OK AH 6.4
7/2	6	0540	Manual A 1 B Counter A 1 B PIV AH 6.4



Attawku  
Field Person

SR 502 MP 004.04 OFF SYSTEM ID. LEG R DIRECTION OF TRAFFIC SOUTHBOUND LANE ALL OF  
COUNT IDENTIFIER 04-018 COUNTER NUMBER 292400 DESCRIPTION: ON NE 50TH AVE S/O SR 502

06/28/04	MONDAY												DAILY TOTAL													
	AM HOURS																									
HOUR	1	2	3	4	5	6	7	8	9	10	11	12	PM HOURS	1	2	3	4	5	6	7	8	9	10	11	12	TOT
00-15	1	2	3	4	5	6	7	8	9	10	11	12	1	2	3	4	5	6	7	8	9	10	11	12	11	
15-30	1	2	3	4	5	6	7	8	9	10	11	12	1	2	3	4	5	6	7	8	9	10	11	12	11	
30-45	1	2	3	4	5	6	7	8	9	10	11	12	1	2	3	4	5	6	7	8	9	10	11	12	11	
45-00	1	2	3	4	5	6	7	8	9	10	11	12	1	2	3	4	5	6	7	8	9	10	11	12	11	
TOT	12	12	12	12	12	12	12	12	12	12	12	12	12	12	12	12	12	12	12	12	12	12	12	12	113	

AM PEAK HOUR 1045 TO 1145 VOLUME 33  
PM PEAK HOUR 1200 TO 0100 VOLUME 46

06/29/04	TUESDAY												DAILY TOTAL													
	AM HOURS																									
HOUR	1	2	3	4	5	6	7	8	9	10	11	12	PM HOURS	1	2	3	4	5	6	7	8	9	10	11	12	TOT
00-15	1	2	3	4	5	6	7	8	9	10	11	12	1	2	3	4	5	6	7	8	9	10	11	12	11	
15-30	1	2	3	4	5	6	7	8	9	10	11	12	1	2	3	4	5	6	7	8	9	10	11	12	11	
30-45	1	2	3	4	5	6	7	8	9	10	11	12	1	2	3	4	5	6	7	8	9	10	11	12	11	
45-00	1	2	3	4	5	6	7	8	9	10	11	12	1	2	3	4	5	6	7	8	9	10	11	12	11	
TOT	2	2	4	4	7	32	43	42	21	28	27	16	24	29	35	38	41	26	31	24	17	11	11	2	502	

AM PEAK HOUR 0745 TO 0845 VOLUME 50  
PM PEAK HOUR 0415 TO 0515 VOLUME 48

06/30/04	WEDNESDAY												DAILY TOTAL													
	AM HOURS																									
HOUR	1	2	3	4	5	6	7	8	9	10	11	12	PM HOURS	1	2	3	4	5	6	7	8	9	10	11	12	TOT
00-15	1	2	3	4	5	6	7	8	9	10	11	12	1	2	3	4	5	6	7	8	9	10	11	12	11	
15-30	1	2	3	4	5	6	7	8	9	10	11	12	1	2	3	4	5	6	7	8	9	10	11	12	11	
30-45	1	2	3	4	5	6	7	8	9	10	11	12	1	2	3	4	5	6	7	8	9	10	11	12	11	
45-00	1	2	3	4	5	6	7	8	9	10	11	12	1	2	3	4	5	6	7	8	9	10	11	12	11	
TOT	1	3	2	1	12	44	30	40	34	36	20	30	30	25	38	39	31	35	25	29	17	11	11	9	542	

AM PEAK HOUR 0630 TO 0730 VOLUME 45  
PM PEAK HOUR 0415 TO 0515 VOLUME 41

SR 502 MP 004.04 OFF SYSTEM ID. LEG R DIRECTION OF TRAFFIC SOUTHBOUND LANE ALL OF

COUNT IDENTIFIER 04-018 COUNTER NUMBER 292400 DESCRIPTION: ON NE 50TH AVE S/O SR 502

07/01/04 THURSDAY	AM HOURS	PM HOURS	DAILY TOTAL
12	1	2	3
1	2	3	5
1	3	4	7
1	4	5	10
1	5	6	13
1	6	7	16
1	7	8	19
1	8	9	22
1	9	10	25
1	10	11	28
1	11	12	31
1	12	1	34
1	1	2	37
1	2	3	40
1	3	4	43
1	4	5	46
1	5	6	49
1	6	7	52
1	7	8	55
1	8	9	58
1	9	10	61
1	10	11	64
1	11	12	67
1	12	1	70
1	1	2	73
1	2	3	76
1	3	4	79
1	4	5	82
1	5	6	85
1	6	7	88
1	7	8	91
1	8	9	94
1	9	10	97
1	10	11	100
1	11	12	103
1	12	1	106
1	1	2	109
1	2	3	112
1	3	4	115
1	4	5	118
1	5	6	121
1	6	7	124
1	7	8	127
1	8	9	130
1	9	10	133
1	10	11	136
1	11	12	139
1	12	1	142
1	1	2	145
1	2	3	148
1	3	4	151
1	4	5	154
1	5	6	157
1	6	7	160
1	7	8	163
1	8	9	166
1	9	10	169
1	10	11	172
1	11	12	175
1	12	1	178
1	1	2	181
1	2	3	184
1	3	4	187
1	4	5	190
1	5	6	193
1	6	7	196
1	7	8	199
1	8	9	202
1	9	10	205
1	10	11	208
1	11	12	211
1	12	1	214
1	1	2	217
1	2	3	220
1	3	4	223
1	4	5	226
1	5	6	229
1	6	7	232
1	7	8	235
1	8	9	238
1	9	10	241
1	10	11	244
1	11	12	247
1	12	1	250
1	1	2	253
1	2	3	256
1	3	4	259
1	4	5	262
1	5	6	265
1	6	7	268
1	7	8	271
1	8	9	274
1	9	10	277
1	10	11	280
1	11	12	283
1	12	1	286
1	1	2	289
1	2	3	292
1	3	4	295
1	4	5	298
1	5	6	301
1	6	7	304
1	7	8	307
1	8	9	310
1	9	10	313
1	10	11	316
1	11	12	319
1	12	1	322
1	1	2	325
1	2	3	328
1	3	4	331
1	4	5	334
1	5	6	337
1	6	7	340
1	7	8	343
1	8	9	346
1	9	10	349
1	10	11	352
1	11	12	355
1	12	1	358
1	1	2	361
1	2	3	364
1	3	4	367
1	4	5	370
1	5	6	373
1	6	7	376
1	7	8	379
1	8	9	382
1	9	10	385
1	10	11	388
1	11	12	391
1	12	1	394
1	1	2	397
1	2	3	400
1	3	4	403
1	4	5	406
1	5	6	409
1	6	7	412
1	7	8	415
1	8	9	418
1	9	10	421
1	10	11	424
1	11	12	427
1	12	1	430
1	1	2	433
1	2	3	436
1	3	4	439
1	4	5	442
1	5	6	445
1	6	7	448
1	7	8	451
1	8	9	454
1	9	10	457
1	10	11	460
1	11	12	463
1	12	1	466
1	1	2	469
1	2	3	472
1	3	4	475
1	4	5	478
1	5	6	481
1	6	7	484
1	7	8	487
1	8	9	490
1	9	10	493
1	10	11	496
1	11	12	499
1	12	1	502
1	1	2	505
1	2	3	508
1	3	4	511
1	4	5	514
1	5	6	517
1	6	7	520
1	7	8	523
1	8	9	526
1	9	10	529
1	10	11	532
1	11	12	535
1	12	1	538
1	1	2	541
1	2	3	544
1	3	4	547
1	4	5	550
1	5	6	553
1	6	7	556
1	7	8	559
1	8	9	562
1	9	10	565
1	10	11	568
1	11	12	571
1	12	1	574
1	1	2	577
1	2	3	580
1	3	4	583
1	4	5	586
1	5	6	589
1	6	7	592
1	7	8	595
1	8	9	598
1	9	10	601
1	10	11	604
1	11	12	607
1	12	1	610
1	1	2	613
1	2	3	616
1	3	4	619
1	4	5	622
1	5	6	625
1	6	7	628
1	7	8	631
1	8	9	634
1	9	10	637
1	10	11	640
1	11	12	643
1	12	1	646
1	1	2	649
1	2	3	652
1	3	4	655
1	4	5	658
1	5	6	661
1	6	7	664
1	7	8	667
1	8	9	670
1	9	10	673
1	10	11	676
1	11	12	679
1	12	1	682
1	1	2	685
1	2	3	688
1	3	4	691
1	4	5	694
1	5	6	697
1	6	7	700
1	7	8	703
1	8	9	706
1	9	10	709
1	10	11	712
1	11	12	715
1	12	1	718
1	1	2	721
1	2	3	724
1	3	4	727
1	4	5	730
1	5	6	733
1	6	7	736
1	7	8	739
1	8	9	742
1	9	10	745
1	10	11	748
1	11	12	751
1	12	1	754
1	1	2	757
1	2	3	760
1	3	4	763
1	4	5	766
1	5	6	769
1	6	7	772
1	7	8	775
1	8	9	778
1	9	10	781
1	10	11	784
1	11	12	787
1	12	1	790
1	1	2	793
1	2	3	796
1	3	4	799
1	4	5	802
1	5	6	805
1	6	7	808
1	7	8	811
1	8	9	814
1	9	10	817
1	10	11	820
1	11	12	823
1	12	1	826
1	1	2	829
1	2	3	832
1	3	4	835
1	4	5	838
1	5	6	841
1	6	7	844
1	7	8	847
1	8	9	850
1	9	10	853
1	10	11	856
1	11	12	859
1	12	1	862
1	1	2	865
1	2	3	868
1	3	4	871
1	4	5	874
1	5	6	877
1	6	7	880
1	7	8	883
1	8	9	886
1	9	10	889
1	10	11	892
1	11	12	895
1	12	1	898
1	1	2	901
1	2	3	904
1	3	4	907
1	4	5	910
1	5	6	913
1	6	7	916
1	7	8	919
1	8	9	922
1	9	10	925
1	10	11	928
1	11	12	931
1	12	1	934
1	1	2	937
1	2	3	940
1	3	4	943
1	4	5	946
1	5	6	949
1	6	7	952
1	7	8	955
1	8	9	958
1	9	10	961
1	10	11	964
1	11	12	967
1	12	1	970
1	1	2	973
1	2	3	976
1	3	4	979
1	4	5	982
1	5	6	985
1	6	7	988
1	7	8	991
1	8	9	994
1	9	10	997
1	10	11	1000
1	11	12	1003
1	12	1	1006
1	1	2	1009
1	2	3	1012
1	3	4	1015
1	4	5	1018
1	5	6	1021
1	6	7	1024
1	7	8	1027
1	8	9	1030
1	9	10	1033
1	10	11	1036
1	11	12	1039
1	12	1	1042
1	1	2	1045
1	2	3	1048
1	3	4	1051
1	4	5	1054
1	5	6	1057
1	6	7	1060
1	7	8	1063
1	8	9	1066
1	9	10	1069
1	10	11	1072
1	11	12	1075
1	12	1	1078
1	1	2	1081
1	2	3	1084
1	3	4	1087
1	4	5	1090
1	5	6	1093
1	6	7	1096
1	7	8	1099
1	8	9	1102
1	9	10	1105
1	10	11	1108
1	11	12	1111
1	12	1	1114
1	1	2	1117
1	2	3	1120
1	3	4	1123
1	4	5	1126
1	5	6	1129
1	6	7	1132
1	7	8	1135
1	8	9	1138
1	9	10	1141
1	10	11	11

SR 502 MP 004.04 OFF SYSTEM ID. LEG R DIRECTION OF TRAFFIC NORTHBOUND LANE ALL OF  
 COUNT IDENTIFIER 04-018 COUNTER NUMBER 287000 DESCRIPTION: ON NE 50TH AVE S/O SR 502

06/28/04 MONDAY	AM HOURS												PM HOURS												DAILY TOTAL
	1	2	3	4	5	6	7	8	9	10	11	12	1	2	3	4	5	6	7	8	9	10	11	12	
12	1	2	3	4	5	6	7	8	9	10	11	12	1	2	3	4	5	6	7	8	9	10	11	12	131
1	2	3	4	5	6	7	8	9	10	11	12	1	2	3	4	5	6	7	8	9	10	11	12	131	
TOT	5												5												496

AM PEAK HOUR 1100 TO 1200 VOLUME 36  
 PM PEAK HOUR 0500 TO 0600 VOLUME 81  
 AM TOTAL 41  
 PM TOTAL 455

06/29/04 TUESDAY	AM HOURS												PM HOURS												DAILY TOTAL
	1	2	3	4	5	6	7	8	9	10	11	12	1	2	3	4	5	6	7	8	9	10	11	12	
12	1	2	3	4	5	6	7	8	9	10	11	12	1	2	3	4	5	6	7	8	9	10	11	12	155
1	2	3	4	5	6	7	8	9	10	11	12	1	2	3	4	5	6	7	8	9	10	11	12	155	
TOT	29												29												614

AM PEAK HOUR 0715 TO 0815 VOLUME 30  
 PM PEAK HOUR 0345 TO 0445 VOLUME 74  
 AM TOTAL 155  
 PM TOTAL 459

06/30/04 WEDNESDAY	AM HOURS												PM HOURS												DAILY TOTAL
	1	2	3	4	5	6	7	8	9	10	11	12	1	2	3	4	5	6	7	8	9	10	11	12	
12	1	2	3	4	5	6	7	8	9	10	11	12	1	2	3	4	5	6	7	8	9	10	11	12	181
1	2	3	4	5	6	7	8	9	10	11	12	1	2	3	4	5	6	7	8	9	10	11	12	181	
TOT	38												38												658

AM PEAK HOUR 0900 TO 1000 VOLUME 38  
 PM PEAK HOUR 0545 TO 0645 VOLUME 69  
 AM TOTAL 181  
 PM TOTAL 477

SR 502 MP 004.04 OFF SYSTEM ID. LEG R DIRECTION OF TRAFFIC NORTHBOUND LANE ALL OF  
 COUNT IDENTIFIER 04-018 COUNTER NUMBER 287000 DESCRIPTION: ON NE 50TH AVE S/O SR 502

07/01/04	THURSDAY												AM TOTAL	PM TOTAL	DAILY TOTAL										
	AM HOURS						PM HOURS																		
HOUR	1	2	3	4	5	6	7	8	9	10	11	12	1	2	3	4	5	6	7	8	9	10	11	12	
00-15	4	1	1	1	2	2	2	4	4	4	7	12	15	12	9	26	24	14	14	17	9	7	9	4	3
15-30	4	1	1	2	1	4	5	4	6	4	1	7	10	9	18	22	19	15	15	6	13	7	7	2	2
30-45	1	1	1	1	1	4	4	6	4	5	3	6	12	9	14	22	17	15	13	6	13	7	7	6	2
45-00	1	2	2	2	6	8	4	4	2	5	3	9	7	6	12	17	17	13	7	7	12	2	6	1	1
TOT	10	4	4	3	9	17	16	16	18	14	34	44	43	34	56	78	82	53	39	46	25	18	6	665	
AM PEAK HOUR 1100 TO 1200 VOLUME 34													AM TOTAL 141												
PM PEAK HOUR 0345 TO 0445 VOLUME 87													PM TOTAL 524												

07/02/04	FRIDAY												AM TOTAL	PM TOTAL	DAILY TOTAL										
	AM HOURS						PM HOURS																		
HOUR	1	2	3	4	5	6	7	8	9	10	11	12	1	2	3	4	5	6	7	8	9	10	11	12	
00-15	3	1	1	3	2	2	2	1	2	1	1	1	1	2	3	4	5	6	7	8	9	10	11	12	18
15-30	1	1	1	1	2	1	1	1	1	1	1	1	1	1	1	1	1	1	1	1	1	1	1	1	18
30-45	2	2	2	2	1	1	1	1	1	1	1	1	1	1	1	1	1	1	1	1	1	1	1	1	18
45-00	2	2	2	2	1	1	1	1	1	1	1	1	1	1	1	1	1	1	1	1	1	1	1	1	18
TOT	6	1	3	6	2	2	2	2	2	2	2	2	2	2	2	2	2	2	2	2	2	2	2	2	18
AM PEAK HOUR 0345 TO 0445 VOLUME 7													AM TOTAL 18												
PM PEAK HOUR 0000 TO 0000 VOLUME 0													PM TOTAL 0												

06/28/04 THRU 07/02/04 TOTAL HOURS FOR COUNT 89  
 3 DAYS AVG WEEKDAY VOL 646 X SEASONAL ADJ. FACTOR 0.9200 = 594 X AXLE CORR FACTOR 0.9493 = ESTIMATED AVG DAILY TRAFFIC 564  
 FACTOR GROUP CB-02  
 FACTOR GROUP GR-A2

SR 502 MP 004.04 OFF SYSTEM ID. LEG R DIRECTION OF TRAFFIC BOTH WAYS LANE ALL OF  
 COUNT IDENTIFIER 04-018 COUNTER NUMBER 287000 DESCRIPTION: ON NE 50TH AVE S/O SR 502

06/28/04	MONDAY	AM HOURS												PM HOURS												DAILY TOTAL
		1	2	3	4	5	6	7	8	9	10	11	12	1	2	3	4	5	6	7	8	9	10	11	12	
12	1	2	3	4	5	6	7	8	9	10	11	12	1	2	3	4	5	6	7	8	9	10	11	12	851	
00-15																										
15-30																										
30-45																										
45-00																										
TOT																										

AM PEAK HOUR 1100 TO 1200 VOLUME 69  
 PM PEAK HOUR 0445 TO 0545 VOLUME 117  
 AM TOTAL 83  
 PM TOTAL 768

06/29/04	TUESDAY	AM HOURS												PM HOURS												DAILY TOTAL
		1	2	3	4	5	6	7	8	9	10	11	12	1	2	3	4	5	6	7	8	9	10	11	12	
12	1	2	3	4	5	6	7	8	9	10	11	12	1	2	3	4	5	6	7	8	9	10	11	12	1116	
00-15																										
15-30																										
30-45																										
45-00																										
TOT																										

AM PEAK HOUR 0745 TO 0845 VOLUME 77  
 PM PEAK HOUR 0345 TO 0445 VOLUME 120  
 AM TOTAL 363  
 PM TOTAL 753

06/30/04	WEDNESDAY	AM HOURS												PM HOURS												DAILY TOTAL
		1	2	3	4	5	6	7	8	9	10	11	12	1	2	3	4	5	6	7	8	9	10	11	12	
12	1	2	3	4	5	6	7	8	9	10	11	12	1	2	3	4	5	6	7	8	9	10	11	12	1200	
00-15																										
15-30																										
30-45																										
45-00																										
TOT																										

AM PEAK HOUR 0900 TO 1000 VOLUME 72  
 PM PEAK HOUR 0600 TO 0700 VOLUME 103  
 AM TOTAL 404  
 PM TOTAL 796

SR 502 MP 004.04 OFF SYSTEM ID. LEG R DIRECTION OF TRAFFIC BOTH WAYS LANE ALL OF  
 COUNT IDENTIFIER 04-018 COUNTER NUMBER 287000 DESCRIPTION: ON NE 50TH AVE S/O SR 502

07/01/04 THURSDAY	AM HOURS	PM HOURS	AM TOTAL	PM TOTAL	DAILY TOTAL
12	1	2	1	2	3
1	2	3	2	3	5
4	1	2	3	4	7
6	2	3	5	6	11
3	1	2	4	5	9
2	2	3	3	4	7
TOT	15	6	3	1	4

AM PEAK HOUR 0745 TO 0845 VOLUME 85  
 PM PEAK HOUR 0345 TO 0445 VOLUME 130  
 AM TOTAL 406  
 PM TOTAL 899

07/02/04 FRIDAY	AM HOURS	PM HOURS	AM TOTAL	PM TOTAL	DAILY TOTAL
12	1	2	1	2	3
1	2	3	2	3	5
4	1	2	3	4	7
2	2	3	5	6	11
3	1	2	4	5	9
2	2	3	3	4	7
1	1	2	2	3	5
TOT	8	4	1	4	5

AM PEAK HOUR 0000 TO 0100 VOLUME 8  
 PM PEAK HOUR 0000 TO 0000 VOLUME 0  
 AM TOTAL 28  
 PM TOTAL 0

06/28/04 THRU 07/02/04 TOTAL HOURS FOR COUNT 89  
 3 DAYS AVG WEEKDAY VOL 1207 X SEASONAL ADJ. FACTOR 0.9200 = 1110 X AXLE CORR FACTOR 0.9493 = ESTIMATED AVG DAILY TRAFFIC 1054  
 PEAK HOUR PERCENTAGES: K = 10.77 D = 66.92  
 PEAK HOUR LOCATION : VOLUME = 130 DATE: 07/01/04 TIME: 03:45 PM



# Diamond Traffic Counter

Interval  60 Min.  15 Min.

Raw  Collect Axle  
 Binned (CL/SP)  Speed X Axle  
 Count (Vol)  Speed

Enabled Lane No.  1  2  9  10

Direction Channel 1 WB

Direction Channel 2 \_\_\_\_\_

Direction Channel 9 \_\_\_\_\_

Direction Channel 10 \_\_\_\_\_

TAM Card No. 175

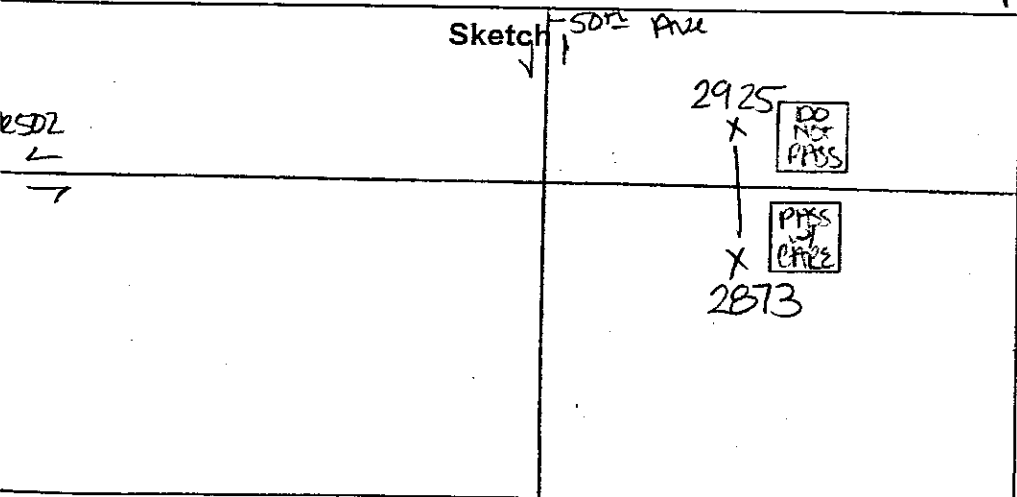
Counter No. 2925 Count ID SP# 04-018

SR 502 RRT \_\_\_\_\_ MP A.D4

Leg 2 Direction WB OSID \_\_\_\_\_

Station Description - ON SR 502 E 10<sup>NE</sup> 50<sup>th</sup> AVE

Date	Day	Time	Comments
6/28/04	2	1056	Manual A <u>3</u> B _____ Counter A <u>3</u> B _____ OK RH 6.4
6/29	3	0808	Manual A <u>29</u> B _____ Counter A <u>29</u> B _____ OK RH 6.3
6/30	4	0523	Manual A <u>12</u> B _____ Counter A <u>12</u> B _____ OK RH 6.3
7/1	5	0551	Manual A <u>5</u> B _____ Counter A <u>5</u> B _____ OK RH 6.3
7/2	6	0558	Manual A <u>1</u> B _____ Counter A <u>1</u> B _____ sign gone cntrol ok PIV RH 6.3



*[Handwritten Signature]*

Field Person



# Diamond Traffic Counter

Interval  60 Min.  15 Min.

Raw  Collect Axle  
 Binned (CL/SP)  Speed X Axle  
 Count (Vol)  Speed

Enabled Lane No.  1  2  9  10

Direction Channel 1 EB

Direction Channel 2 \_\_\_\_\_

Direction Channel 9 \_\_\_\_\_

Direction Channel 10 \_\_\_\_\_

TAM Card No. 175

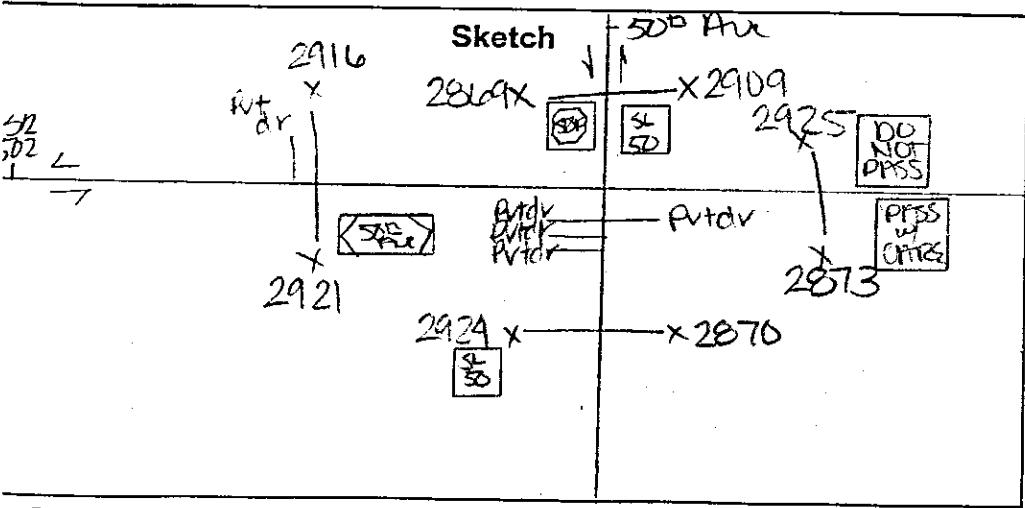
Counter No. 2873 Count ID SP# 0A-018

SR 502 RRT \_\_\_\_\_ MP 4.04

Leg 2 Direction EB OSID \_\_\_\_\_

Station Description - ON SR 502 E 10<sup>NE</sup> 50<sup>th</sup> Ave

Date	Day	Time	Comments
6/28/04	2	1055	Manual A <u>4</u> B _____ Counter A <u>4</u> B _____ OK AH W.6
6/29	3	0813	Manual A <u>13</u> B _____ Counter A <u>13</u> B _____ OK AH W.4
6/30	4	0525	Manual A <u>1 sv</u> B _____ Counter A <u>1</u> B _____ OK AH W.4
7/1	5	0553	Manual A <u>2 sv</u> B _____ Counter A <u>2</u> B _____ OK AH W.2
7/2	6	0559	Manual A <u>1</u> B _____ Counter A <u>1</u> B _____ sign gone enter ok PIU AH W.3



*[Signature]*

Field Person

SR 502 MP 004.04 OFF SYSTEM ID. LEG 2 DIRECTION OF TRAFFIC WESTBOUND LANE ALL OF  
 COUNT IDENTIFIER 04-018 COUNTER NUMBER 292500 DESCRIPTION: ON SR 502 E/O NE 50TH AVE

06/28/04	MONDAY	AM HOURS												PM HOURS												DAILY TOTAL
		1	2	3	4	5	6	7	8	9	10	11	12	1	2	3	4	5	6	7	8	9	10	11	12	
12	1	2	3	4	5	6	7	8	9	10	11	12	1	2	3	4	5	6	7	8	9	10	11	12	166	
1	2	3	4	5	6	7	8	9	10	11	12	1	2	3	4	5	6	7	8	9	10	11	12	16		
00-15																										
15-30																										
30-45																										
45-00																										
HOUR																										
TOT																									3702	

AM PEAK HOUR 1100 TO 1200 VOLUME 406  
 PM PEAK HOUR 0415 TO 0515 VOLUME 416

06/29/04	TUESDAY	AM HOURS												PM HOURS												DAILY TOTAL
		1	2	3	4	5	6	7	8	9	10	11	12	1	2	3	4	5	6	7	8	9	10	11	12	
12	1	2	3	4	5	6	7	8	9	10	11	12	1	2	3	4	5	6	7	8	9	10	11	12	3161	
1	2	3	4	5	6	7	8	9	10	11	12	1	2	3	4	5	6	7	8	9	10	11	12	3457		
00-15																										
15-30																										
30-45																										
45-00																										
HOUR																										
TOT																									6618	

AM PEAK HOUR 0600 TO 0700 VOLUME 535  
 PM PEAK HOUR 0415 TO 0515 VOLUME 422

06/30/04	WEDNESDAY	AM HOURS												PM HOURS												DAILY TOTAL
		1	2	3	4	5	6	7	8	9	10	11	12	1	2	3	4	5	6	7	8	9	10	11	12	
12	1	2	3	4	5	6	7	8	9	10	11	12	1	2	3	4	5	6	7	8	9	10	11	12	3351	
1	2	3	4	5	6	7	8	9	10	11	12	1	2	3	4	5	6	7	8	9	10	11	12	3515		
00-15																										
15-30																										
30-45																										
45-00																										
HOUR																										
TOT																									6866	

AM PEAK HOUR 0600 TO 0700 VOLUME 534  
 PM PEAK HOUR 1200 TO 0100 VOLUME 437

SR 502 MP 004.04 OFF SYSTEM ID. LEG 2 DIRECTION OF TRAFFIC WESTBOUND LANE ALL OF

COUNT IDENTIFIER 04-018 COUNTER NUMBER 292500 DESCRIPTION: ON SR 502 E/O NE 50TH AVE

07/01/04	THURSDAY												DAILY TOTAL											
	AM HOURS						PM HOURS																	
00-15	15-30	30-45	45-00	HOUR	TOT	1	2	3	4	5	6	7	8	9	10	11	12							
6	7	7	5	9	16	56	139	81	126	94	104	106	84	87	111	113	108	113	82	55	75	74	54	13
7	7	9	9	8	29	83	148	129	120	99	100	100	101	111	99	135	99	108	102	72	52	52	25	24
9	7	9	9	12	25	99	164	140	103	104	88	96	112	105	91	85	119	90	66	56	52	26	17	17
11	4	4	5	12	42	107	127	119	107	98	125	113	102	92	100	98	95	74	78	80	48	38	25	15
33	27	28	41	112	345	578	469	456	395	417	415	399	395	401	431	421	372	328	263	227	220	130	69	6972
																	AM PEAK HOUR 0600 TO 0700 VOLUME	578	AM TOTAL	3316				
																	PM PEAK HOUR 0230 TO 0330 VOLUME	439	PM TOTAL	3656				

07/02/04	FRIDAY												DAILY TOTAL												
	AM HOURS						PM HOURS																		
00-15	15-30	30-45	45-00	HOUR	TOT	1	2	3	4	5	6	7	8	9	10	11	12								
12	1	2	2	3	4	5	6	7	8	9	10	11	12	1	2	3	4	5	6	7	8	9	10	11	12
7	5	5	6	5	26	53																			
12	7	10	4	10	22	69																			
11	9	4	11	11	18	76																			
5	2	9	15	15	44																				
35	23	29	41	110	198																				
																	AM PEAK HOUR 0445 TO 0545 VOLUME	242	AM TOTAL	436					
																	PM PEAK HOUR 0000 TO 0000 VOLUME	0	PM TOTAL	0					

06/28/04 THRU 07/02/04 TOTAL HOURS FOR COUNT 89

3 DAYS AVG WEEKDAY VOL 6819 X SEASONAL ADJ. FACTOR 0.9200 = 6273 X AXLE CORR FACTOR 0.9493 = ESTIMATED AVG DAILY TRAFFIC 5955

FACTOR GROUP CB-02

FACTOR GROUP GR-A2



SR 502 MP 004.04 OFF SYSTEM ID. LEG 2 DIRECTION OF TRAFFIC EASTBOUND LANE ALL OF

COUNT IDENTIFIER 04-018 COUNTER NUMBER 287300 DESCRIPTION: ON SR 502 E/O NE 50TH AVE

07/01/04 THURSDAY	AM HOURS	PM HOURS	DAILY TOTAL
12	1	2	3
1	2	3	5
2	3	4	6
3	4	5	8
4	5	6	10
5	6	7	12
6	7	8	14
7	8	9	17
8	9	10	20
9	10	11	23
10	11	12	28
11	12	1	33
12	1	2	39
1	2	3	44
2	3	4	50
3	4	5	57
4	5	6	62
5	6	7	68
6	7	8	74
7	8	9	79
8	9	10	84
9	10	11	87
10	11	12	89
11	12	1	92
12	1	2	96
1	2	3	101
2	3	4	107
3	4	5	111
4	5	6	118
5	6	7	122
6	7	8	124
7	8	9	124
8	9	10	124
9	10	11	124
10	11	12	124
11	12	1	124
12	1	2	124
1	2	3	124
2	3	4	124
3	4	5	124
4	5	6	124
5	6	7	124
6	7	8	124
7	8	9	124
8	9	10	124
9	10	11	124
10	11	12	124
11	12	1	124
12	1	2	124
1	2	3	124
2	3	4	124
3	4	5	124
4	5	6	124
5	6	7	124
6	7	8	124
7	8	9	124
8	9	10	124
9	10	11	124
10	11	12	124
11	12	1	124
12	1	2	124
1	2	3	124
2	3	4	124
3	4	5	124
4	5	6	124
5	6	7	124
6	7	8	124
7	8	9	124
8	9	10	124
9	10	11	124
10	11	12	124
11	12	1	124
12	1	2	124
1	2	3	124
2	3	4	124
3	4	5	124
4	5	6	124
5	6	7	124
6	7	8	124
7	8	9	124
8	9	10	124
9	10	11	124
10	11	12	124
11	12	1	124
12	1	2	124
1	2	3	124
2	3	4	124
3	4	5	124
4	5	6	124
5	6	7	124
6	7	8	124
7	8	9	124
8	9	10	124
9	10	11	124
10	11	12	124
11	12	1	124
12	1	2	124
1	2	3	124
2	3	4	124
3	4	5	124
4	5	6	124
5	6	7	124
6	7	8	124
7	8	9	124
8	9	10	124
9	10	11	124
10	11	12	124
11	12	1	124
12	1	2	124
1	2	3	124
2	3	4	124
3	4	5	124
4	5	6	124
5	6	7	124
6	7	8	124
7	8	9	124
8	9	10	124
9	10	11	124
10	11	12	124
11	12	1	124
12	1	2	124
1	2	3	124
2	3	4	124
3	4	5	124
4	5	6	124
5	6	7	124
6	7	8	124
7	8	9	124
8	9	10	124
9	10	11	124
10	11	12	124
11	12	1	124
12	1	2	124
1	2	3	124
2	3	4	124
3	4	5	124
4	5	6	124
5	6	7	124
6	7	8	124
7	8	9	124
8	9	10	124
9	10	11	124
10	11	12	124
11	12	1	124
12	1	2	124
1	2	3	124
2	3	4	124
3	4	5	124
4	5	6	124
5	6	7	124
6	7	8	124
7	8	9	124
8	9	10	124
9	10	11	124
10	11	12	124
11	12	1	124
12	1	2	124
1	2	3	124
2	3	4	124
3	4	5	124
4	5	6	124
5	6	7	124
6	7	8	124
7	8	9	124
8	9	10	124
9	10	11	124
10	11	12	124
11	12	1	124
12	1	2	124
1	2	3	124
2	3	4	124
3	4	5	124
4	5	6	124
5	6	7	124
6	7	8	124
7	8	9	124
8	9	10	124
9	10	11	124
10	11	12	124
11	12	1	124
12	1	2	124
1	2	3	124
2	3	4	124
3	4	5	124
4	5	6	124
5	6	7	124
6	7	8	124
7	8	9	124
8	9	10	124
9	10	11	124
10	11	12	124
11	12	1	124
12	1	2	124
1	2	3	124
2	3	4	124
3	4	5	124
4	5	6	124
5	6	7	124
6	7	8	124
7	8	9	124
8	9	10	124
9	10	11	124
10	11	12	124
11	12	1	124
12	1	2	124
1	2	3	124
2	3	4	124
3	4	5	124
4	5	6	124
5	6	7	124
6	7	8	124
7	8	9	124
8	9	10	124
9	10	11	124
10	11	12	124
11	12	1	124
12	1	2	124
1	2	3	124
2	3	4	124
3	4	5	124
4	5	6	124
5	6	7	124
6	7	8	124
7	8	9	124
8	9	10	124
9	10	11	124
10	11	12	124
11	12	1	124
12	1	2	124
1	2	3	124
2	3	4	124
3	4	5	124
4	5	6	124
5	6	7	124
6	7	8	124
7	8	9	124
8	9	10	124
9	10	11	124
10	11	12	124
11	12	1	124
12	1	2	124
1	2	3	124
2	3	4	124
3	4	5	124
4	5	6	124
5	6	7	124
6	7	8	124
7	8	9	124
8	9	10	124
9	10	11	124
10	11	12	124
11	12	1	124
12	1	2	124
1	2	3	124
2	3	4	124
3	4	5	124
4	5	6	124
5	6	7	124
6	7	8	124
7	8	9	124
8	9	10	124
9	10	11	124
10	11	12	124
11	12	1	124
12	1	2	124
1	2	3	124
2	3	4	124
3	4	5	124
4	5	6	124
5	6	7	124
6	7	8	124
7	8	9	124
8	9	10	124
9	10	11	124
10	11	12	124
11	12	1	124
12	1	2	124
1	2	3	124
2	3	4	124
3	4	5	124
4	5	6	124
5	6	7	124
6	7	8	124
7	8	9	124
8	9	10	124
9	10	11	124
10	11	12	124
11	12	1	124
12	1	2	124
1	2	3	124
2	3	4	124
3	4	5	124
4	5	6	124
5	6	7	124
6	7	8	124
7	8	9	124
8	9	10	124
9	10	11	124
10	11	12	124
11	12	1	124
12	1	2	124
1	2	3	124
2	3	4	124
3	4	5	124
4	5	6	124
5	6	7	124
6	7	8	124
7	8	9	124
8	9	10	124
9	10	11	124
10	11	12	124
11	12	1	124
12	1	2	124
1	2	3	124
2	3	4	124
3	4	5	124
4	5	6	124
5	6	7	124
6	7	8	124
7	8	9	124
8	9	10	124
9	10	11	124
10	11	12	124
11	12	1	124
12	1	2	124
1	2	3	124
2	3	4	124
3	4	5	124
4	5	6	124
5	6	7	124
6	7	8	124
7	8	9	124
8	9	10	124
9	10	11	124
10	11	12	124
11	12	1	124
12	1	2	124
1	2	3	124
2	3	4	124
3	4	5	124
4	5	6	124
5	6	7	124
6	7	8	124
7	8	9	124
8	9	10	124
9	10	11	124
10	11	12	124
11	12	1	124
12	1	2	124
1	2	3	124
2	3	4	124
3	4	5	124
4	5	6	124
5	6	7	124
6	7	8	124
7	8	9	124
8	9	10	124
9	10	11	124
10	11	12	124
11	12	1	124
12	1	2	124
1	2	3	124
2	3	4	124
3	4	5	124
4	5	6	124
5	6	7	124
6	7	8	124
7	8	9	124
8	9	10	124
9	10	11	124
10	11	12	124
11	12	1	124
12	1	2	124
1	2	3	124
2	3	4	124
3	4	5	124
4	5	6	124
5	6	7	124
6	7		

SR 502 MP 004.04 OFF SYSTEM ID. LEG 2 DIRECTION OF TRAFFIC BOTH WAYS LANE ALL OF

COUNT IDENTIFIER 04-018 COUNTER NUMBER 287300 DESCRIPTION: ON SR 502 E/O NE 50TH AVE

COUNT IDENTIFIER	MP	OFF SYSTEM ID.	LEG	DIRECTION OF TRAFFIC	BOTH WAYS	LANE ALL OF	06/28/04 MONDAY												DAILY TOTAL																																																																																																																																																																																																																																																																																																																																																																																																																																																																																																																																																																																																																																																																																																																																																																																																																																																																																																																																																																																																																						
							AM HOURS	PM HOURS	1	2	3	4	5	6	7	8	9	10		11																																																																																																																																																																																																																																																																																																																																																																																																																																																																																																																																																																																																																																																																																																																																																																																																																																																																																																																																																																																																																					
00-15	12	1	2	3	4	5	6	7	8	9	10	11	12	13	14	15	16	17	18	19	20	21	22	23	24	25	26	27	28	29	30	31	32	33	34	35	36	37	38	39	40	41	42	43	44	45	46	47	48	49	50	51	52	53	54	55	56	57	58	59	60	61	62	63	64	65	66	67	68	69	70	71	72	73	74	75	76	77	78	79	80	81	82	83	84	85	86	87	88	89	90	91	92	93	94	95	96	97	98	99	100	101	102	103	104	105	106	107	108	109	110	111	112	113	114	115	116	117	118	119	120	121	122	123	124	125	126	127	128	129	130	131	132	133	134	135	136	137	138	139	140	141	142	143	144	145	146	147	148	149	150	151	152	153	154	155	156	157	158	159	160	161	162	163	164	165	166	167	168	169	170	171	172	173	174	175	176	177	178	179	180	181	182	183	184	185	186	187	188	189	190	191	192	193	194	195	196	197	198	199	200	201	202	203	204	205	206	207	208	209	210	211	212	213	214	215	216	217	218	219	220	221	222	223	224	225	226	227	228	229	230	231	232	233	234	235	236	237	238	239	240	241	242	243	244	245	246	247	248	249	250	251	252	253	254	255	256	257	258	259	260	261	262	263	264	265	266	267	268	269	270	271	272	273	274	275	276	277	278	279	280	281	282	283	284	285	286	287	288	289	290	291	292	293	294	295	296	297	298	299	300	301	302	303	304	305	306	307	308	309	310	311	312	313	314	315	316	317	318	319	320	321	322	323	324	325	326	327	328	329	330	331	332	333	334	335	336	337	338	339	340	341	342	343	344	345	346	347	348	349	350	351	352	353	354	355	356	357	358	359	360	361	362	363	364	365	366	367	368	369	370	371	372	373	374	375	376	377	378	379	380	381	382	383	384	385	386	387	388	389	390	391	392	393	394	395	396	397	398	399	400	401	402	403	404	405	406	407	408	409	410	411	412	413	414	415	416	417	418	419	420	421	422	423	424	425	426	427	428	429	430	431	432	433	434	435	436	437	438	439	440	441	442	443	444	445	446	447	448	449	450	451	452	453	454	455	456	457	458	459	460	461	462	463	464	465	466	467	468	469	470	471	472	473	474	475	476	477	478	479	480	481	482	483	484	485	486	487	488	489	490	491	492	493	494	495	496	497	498	499	500	501	502	503	504	505	506	507	508	509	510	511	512	513	514	515	516	517	518	519	520	521	522	523	524	525	526	527	528	529	530	531	532	533	534	535	536	537	538	539	540	541	542	543	544	545	546	547	548	549	550	551	552	553	554	555	556	557	558	559	560	561	562	563	564	565	566	567	568	569	570	571	572	573	574	575	576	577	578	579	580	581	582	583	584	585	586	587	588	589	590	591	592	593	594	595	596	597	598	599	600	601	602	603	604	605	606	607	608	609	610	611	612	613	614	615	616	617	618	619	620	621	622	623	624	625	626	627	628	629	630	631	632	633	634	635	636	637	638	639	640	641	642	643	644	645	646	647	648	649	650	651	652	653	654	655	656	657	658	659	660	661	662	663	664	665	666	667	668	669	670	671	672	673	674	675	676	677	678	679	680	681	682	683	684	685	686	687	688	689	690	691	692	693	694	695	696	697	698	699	700	701	702	703	704	705	706	707	708	709	710	711	712	713	714	715	716	717	718	719	720	721	722	723	724	725	726	727	728	729	730	731	732	733	734	735	736	737	738	739	740	741	742	743	744	745	746	747	748	749	750	751	752	753	754	755	756	757	758	759	760	761	762	763	764	765	766	767	768	769	770	771	772	773	774	775	776	777	778	779	780	781	782	783	784	785	786	787	788	789	790	791	792	793	794	795	796	797	798	799	800	801	802	803	804	805	806	807	808	809	810	811	812	813	814	815	816	817	818	819	820	821	822	823	824	825	826	827	828	829	830	831	832	833	834	835	836	837	838	839	840	841	842	843	844	845	846	847	848	849	850	851	852	853	854	855	856	857	858	859	860	861	862	863	864	865	866	867	868	869	870	871	872	873	874	875	876	877	878	879	880	881	882	883	884	885	886	887	888	889	890	891	892	893	894	895	896	897	898	899	900	901	902	903	904	905	906	907	908	909	910	911	912	913	914	915	916	917	918	919	920	921	922	923	924	925	926	927	928	929	930	931	932	933	934	935	936	937	938	939	940	941	942	943	944	945	946	947	948	949	950	951	952	953	954	955	956	957	958	959	960	961	962	963	964	965	966	967	968	969	970	971	972	973	974	975	976	977	978	979	980	981	982	983	984	985	986	987	988	989	990	991	992	993	994	995	996	997	998	999	1000

COUNT IDENTIFIER	MP	OFF SYSTEM ID.	LEG	DIRECTION OF TRAFFIC	BOTH WAYS	LANE ALL OF	06/29/04 TUESDAY												DAILY TOTAL																																																																																																																																																																																																																																																																																																	
							AM HOURS	PM HOURS	1	2	3	4	5	6	7	8	9	10		11																																																																																																																																																																																																																																																																																																
00-15	12	1	2	3	4	5	6	7	8	9	10	11	12	13	14	15	16	17	18	19	20	21	22	23	24	25	26	27	28	29	30	31	32	33	34	35	36	37	38	39	40	41	42	43	44	45	46	47	48	49	50	51	52	53	54	55	56	57	58	59	60	61	62	63	64	65	66	67	68	69	70	71	72	73	74	75	76	77	78	79	80	81	82	83	84	85	86	87	88	89	90	91	92	93	94	95	96	97	98	99	100	101	102	103	104	105	106	107	108	109	110	111	112	113	114	115	116	117	118	119	120	121	122	123	124	125	126	127	128	129	130	131	132	133	134	135	136	137	138	139	140	141	142	143	144	145	146	147	148	149	150	151	152	153	154	155	156	157	158	159	160	161	162	163	164	165	166	167	168	169	170	171	172	173	174	175	176	177	178	179	180	181	182	183	184	185	186	187	188	189	190	191	192	193	194	195	196	197	198	199	200	201	202	203	204	205	206	207	208	209	210	211	212	213	214	215	216	217	218	219	220	221	222	223	224	225	226	227	228	229	230	231	232	233	234	235	236	237	238	239	240	241	242	243	244	245	246	247	248	249	250	251	252	253	254	255	256	257	258	259	260	261	262	263	264	265	266	267	268	269	270	271	272	273	274	275	276	277	278	279	280	281	282	283	284	285	286	287	288	289	290	291	292	293	294	295	296	297	298	299	300	301	302	303	304	305	306	30

STATE OF WASHINGTON - DEPARTMENT OF TRANSPORTATION  
TRIP SYSTEM  
15 MINUTE TRAFFIC COUNT SUMMARY

SR 502 MP 004.04 OFF SYSTEM ID. LEG 2 DIRECTION OF TRAFFIC BOTH WAYS LANE ALL OF

COUNT IDENTIFIER 04-018 COUNTER NUMBER 287300 DESCRIPTION: ON SR 502 E/O NE 50TH AVE

07/01/04 THURSDAY	AM HOURS												PM HOURS												DAILY TOTAL
	1	2	3	4	5	6	7	8	9	10	11	12	1	2	3	4	5	6	7	8	9	10	11	12	
12	1	2	3	4	5	6	7	8	9	10	11	12	1	2	3	4	5	6	7	8	9	10	11	12	13030
TOT	121	62	67	61	140	418	702	711	697	623	669	767	731	718	801	887	962	990	814	596	495	499	314	185	674

AM PEAK HOUR 1100 TO 1200 VOLUME 767  
PM PEAK HOUR 0445 TO 0545 VOLUME 1033  
AM TOTAL 5038  
PM TOTAL 7992

07/02/04 FRIDAY	AM HOURS												PM HOURS												DAILY TOTAL
	1	2	3	4	5	6	7	8	9	10	11	12	1	2	3	4	5	6	7	8	9	10	11	12	
12	1	2	3	4	5	6	7	8	9	10	11	12	1	2	3	4	5	6	7	8	9	10	11	12	674
TOT	114	66	52	74	133	235																			674

AM PEAK HOUR 0445 TO 0545 VOLUME 283  
PM PEAK HOUR 0000 TO 0000 VOLUME 0  
AM TOTAL 674  
PM TOTAL 0

06/28/04 THRU 07/02/04  
TOTAL HOURS FOR COUNT 89

3 DAYS  
AVG WEEKDAY VOL 12731 X SEASONAL ADJ. FACTOR 0.9200 = 11713 X AXLE CORR FACTOR 0.9493 = ESTIMATED AVG DAILY TRAFFIC 11119  
PEAK HOUR PERCENTAGES: K = 8.11 D = 61.96  
PEAK HOUR LOCATION : VOLUME = 1033 DATE: 07/01/04 TIME: 04:45 PM



# Diamond Traffic Counter

Interval  60 Min.  15 Min.

Raw  Collect Axle  
 Binned (CL/SP)  Speed X Axle  
 Count (Vol)  Speed

Enabled Lane No.  1  2  9  10

Direction Channel 1 1013

Direction Channel 2 \_\_\_\_\_

Direction Channel 9 \_\_\_\_\_

Direction Channel 10 \_\_\_\_\_

TAM Card No. 175

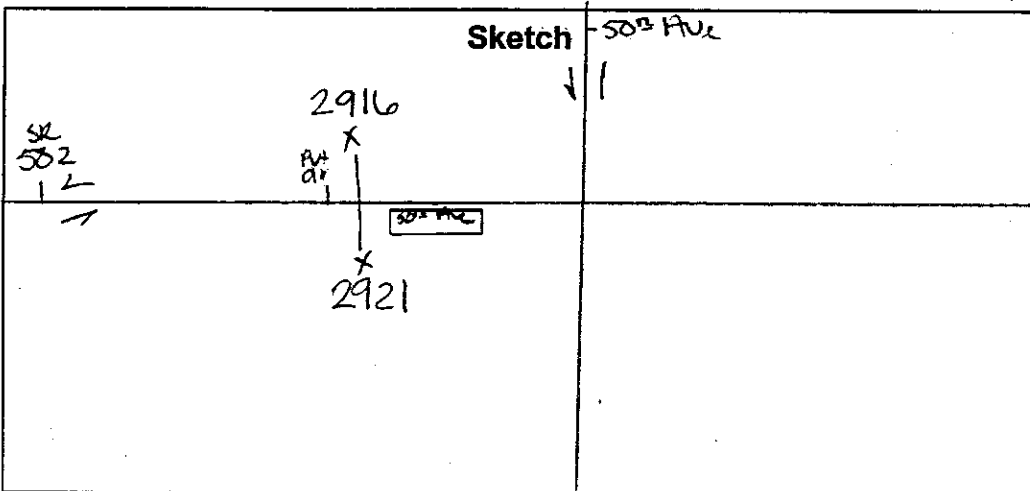
Counter No. 2916 Count ID SP# 04-018

SR 502 RRT \_\_\_\_\_ MP 4.04

Leg 1 Direction WR OSID \_\_\_\_\_

Station Description - ON SR 502 w/10<sup>NE</sup> 50<sup>E</sup> Ave

Date	Day	Time	Comments
6/28/04	2	1005	Manual A <u>3</u> B _____ Counter A <u>3</u> B _____ OK Alt 6.7
6/29	3	0737	Manual A <u>48</u> B _____ Counter A <u>48</u> B _____ OK Alt 6.5
6/30	4	0502	Manual A <u>6</u> B _____ Counter A <u>6</u> B _____ OK Alt 6.2
7/1	5	0534	Manual A <u>20</u> B _____ Counter A <u>20</u> B _____ nail up, tube still down OK Alt 6.5
7/2	6	0532	Manual A <u>1</u> B _____ Counter A <u>1</u> B _____ plv Alt 6.5



*Attwood*  
Field Person

# Diamond Traffic Counter

Interval  60 Min.  15 Min.

Raw  Collect Axle  
 Binned (CL/SP)  Speed X Axle  
 Count (Vol)  Speed

Enabled Lane No.  1  2  9  10

Direction Channel 1 EB

Direction Channel 2 \_\_\_\_\_

Direction Channel 9 \_\_\_\_\_

Direction Channel 10 \_\_\_\_\_

TAM Card No. 175

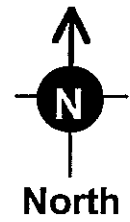
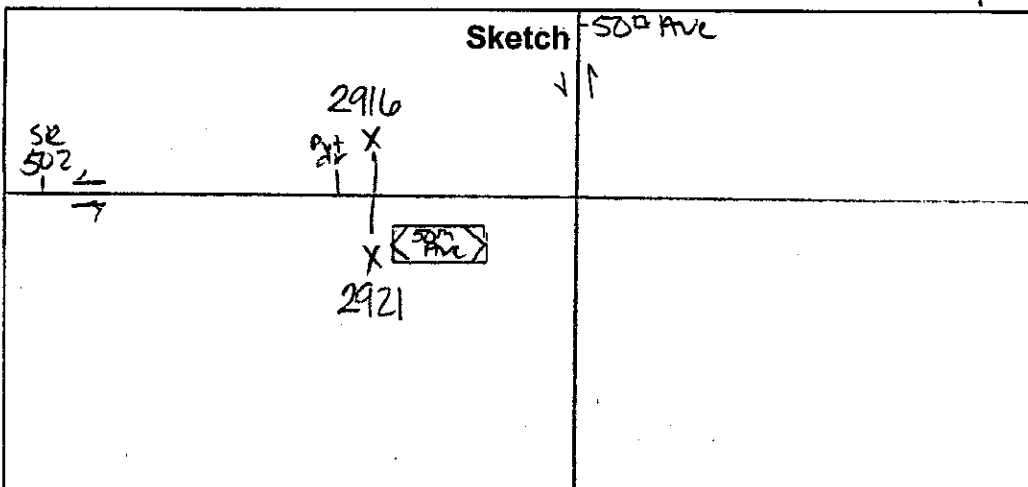
Counter No. 2921 Count ID SP# 04-018

SR 502 RRT \_\_\_\_\_ MP 4.04

Leg 1 Direction EB OSID \_\_\_\_\_

Station Description - ON SR 502 W/O<sup>NE</sup> 50<sup>th</sup> AVE

Date	Day	Time	Comments
6/28/04	2	1004	Manual A <u>3</u> B _____ Counter A <u>3</u> B _____ OK AIT 6.3
6/29	3	0743	Manual A <u>9</u> B _____ Counter A <u>9</u> B _____ OK AIT 6.2
6/30	4	0506	Manual A <u>3</u> B _____ Counter A <u>3</u> B _____ OK AIT 6.2
7/1	5	0539	Manual A <u>3</u> B _____ Counter A <u>3</u> B _____ OK AIT 6.2
7/2	6	0533	Manual A <u>1</u> B _____ Counter A <u>1</u> B _____ PIV. AIT 6.2



Andrew  
Field Person

SR 502 MP 004.04 OFF SYSTEM ID. LEG 1 DIRECTION OF TRAFFIC WESTBOUND LANE ALL OF  
 COUNT IDENTIFIER 04-018 COUNTER NUMBER 291600 DESCRIPTION: ON SR 502 W/O NE 50TH AVE

06/28/04	MONDAY												AM HOURS	PM HOURS	DAILY TOTAL																
	1	2	3	4	5	6	7	8	9	10	11	12																			
00-15																															
15-30	1	2	3	4	5	6	7	8	9	10	11	12	100	110	79	74	90	61	77	78	59	50	72	49	30	14					
30-45													85	93	91	81	81	93	98	81	82	71	80	81	80	47	43	67	43	27	13
45-00													72	83	88	91	69	82	82	66	58	46	42	45	15	7					
TOT	257	395	348	328	311	316	338	297	254	186	220	177	86	46	3559																
	AM PEAK HOUR 1100 TO 1200 VOLUME 395																														
	PM PEAK HOUR 1200 TO 0100 VOLUME 348																														

06/29/04	TUESDAY												AM HOURS	PM HOURS	DAILY TOTAL													
	1	2	3	4	5	6	7	8	9	10	11	12																
00-15																												
15-30	1	2	3	4	5	6	7	8	9	10	11	12	108	87	70	105	88	108	79	90	87	87	76	47	46	39	37	9
30-45													89	97	78	98	107	105	89	66	99	71	65	49	65	47	40	17
45-00													82	93	87	82	74	67	96	73	95	83	62	61	64	44	20	15
TOT	25	26	18	34	99	380	526	468	364	362	322	357	345	371	356	314	355	308	267	207	216	168	114	54	6056			
	AM PEAK HOUR 0600 TO 0700 VOLUME 526																											
	PM PEAK HOUR 0100 TO 0200 VOLUME 371																											

06/30/04	WEDNESDAY												AM HOURS	PM HOURS	DAILY TOTAL													
	1	2	3	4	5	6	7	8	9	10	11	12																
00-15																												
15-30	1	2	3	4	5	6	7	8	9	10	11	12	116	91	105	95	115	97	98	86	86	74	92	64	65	54	33	13
30-45													113	110	108	99	109	103	88	76	85	86	84	53	50	49	24	22
45-00													77	95	75	100	84	87	86	73	71	79	67	57	38	35	28	12
TOT	26	26	19	37	118	377	519	477	425	405	373	383	404	375	362	342	315	313	306	238	188	165	112	58	6363			
	AM PEAK HOUR 0545 TO 0645 VOLUME 533																											
	PM PEAK HOUR 1200 TO 0100 VOLUME 404																											

SR 502 MP 004.04 OFF SYSTEM ID. LEG 1 DIRECTION OF TRAFFIC WESTBOUND LANE ALL OF  
 COUNT IDENTIFIER 04-018 COUNTER NUMBER 291600 DESCRIPTION: ON SR 502 W/O NE 50TH AVE

07/01/04 THURSDAY	AM HOURS												PM HOURS												DAILY TOTAL
	1	2	3	4	5	6	7	8	9	10	11	12	1	2	3	4	5	6	7	8	9	10	11	12	
12	1	2	3	4	5	6	7	8	9	10	11	12	1	2	3	4	5	6	7	8	9	10	11	12	130
1	2	3	4	5	6	7	8	9	10	11	12	1	2	3	4	5	6	7	8	9	10	11	12	0	
6	7	5	9	18	56	137	127	112	89	91	91	75	69	98	103	93	97	76	57	72	63	51	13	282	
15-30	7	7	8	29	150	126	99	86	96	78	92	98	82	121	100	90	82	89	62	52	44	23	24		
30-45	7	9	7	25	98	160	130	93	90	82	91	103	96	89	77	100	82	72	55	45	52	23	17		
45-00	10	4	5	41	103	127	107	95	90	112	107	90	92	85	93	80	73	71	68	37	35	22	15		
HOUR	30	27	25	40	113	340	574	490	399	355	381	367	355	354	394	363	334	308	242	206	194	119	69	6439	
TOT																									

AM PEAK HOUR 0600 TO 0700 VOLUME 574 AM TOTAL 3141  
 PM PEAK HOUR 0230 TO 0330 VOLUME 398 PM TOTAL 3298

07/02/04 FRIDAY	AM HOURS												PM HOURS												DAILY TOTAL
	1	2	3	4	5	6	7	8	9	10	11	12	1	2	3	4	5	6	7	8	9	10	11	12	
12	1	2	3	4	5	6	7	8	9	10	11	12	1	2	3	4	5	6	7	8	9	10	11	12	282
1	2	3	4	5	6	7	8	9	10	11	12	1	2	3	4	5	6	7	8	9	10	11	12	0	
7	5	6	5	28	54																				
15-30	8	7	11	12	17																				
30-45	11	6	4	11	17																				
45-00	5	3	9	14	42																				
HOUR	31	21	30	42	104	54																			
TOT																									

AM PEAK HOUR 0415 TO 0515 VOLUME 130 AM TOTAL 282  
 PM PEAK HOUR 0000 TO 0000 VOLUME 0 PM TOTAL 0

06/28/04 THRU 07/02/04 TOTAL HOURS FOR COUNT 89  
 3 DAYS AVG WEEKDAY VOL 6286 X SEASONAL ADJ. FACTOR 0.9200 = 5783 X AXLE CORR FACTOR 0.9493 = ESTIMATED AVG DAILY TRAFFIC 5490

FACTOR GROUP CB-02  
 FACTOR GROUP GR-A2

SR 502 MP 004.04 OFF SYSTEM ID. LEG 1 DIRECTION OF TRAFFIC EASTBOUND LANE ALL OF

COUNT IDENTIFIER 04-018 COUNTER NUMBER 292100 DESCRIPTION: ON SR 502 W/O NE 50TH AVE

06/28/04	MONDAY	AM HOURS												PM HOURS												DAILY TOTAL
		1	2	3	4	5	6	7	8	9	10	11	12	1	2	3	4	5	6	7	8	9	10	11	12	
00-15	12	1	2	3	4	5	6	7	8	9	10	11	12	1	2	3	4	5	6	7	8	9	10	11	12	
15-30	1	2	3	4	5	6	7	8	9	10	11	12	1	2	3	4	5	6	7	8	9	10	11	12		
30-45																										
45-00																										
HOUR																										
TOT																										

AM PEAK HOUR 1100 TO 1200 VOLUME 307  
PM PEAK HOUR 0500 TO 0600 VOLUME 586  
AM TOTAL 492  
PM TOTAL 3938

06/29/04	TUESDAY	AM HOURS												PM HOURS												DAILY TOTAL
		1	2	3	4	5	6	7	8	9	10	11	12	1	2	3	4	5	6	7	8	9	10	11	12	
00-15	12	1	2	3	4	5	6	7	8	9	10	11	12	1	2	3	4	5	6	7	8	9	10	11	12	
15-30	1	2	3	4	5	6	7	8	9	10	11	12	1	2	3	4	5	6	7	8	9	10	11	12		
30-45																										
45-00																										
HOUR																										
TOT																										

AM PEAK HOUR 0930 TO 1030 VOLUME 295  
PM PEAK HOUR 0500 TO 0600 VOLUME 560  
AM TOTAL 1499  
PM TOTAL 4103

06/30/04	WEDNESDAY	AM HOURS												PM HOURS												DAILY TOTAL
		1	2	3	4	5	6	7	8	9	10	11	12	1	2	3	4	5	6	7	8	9	10	11	12	
00-15	12	1	2	3	4	5	6	7	8	9	10	11	12	1	2	3	4	5	6	7	8	9	10	11	12	
15-30	1	2	3	4	5	6	7	8	9	10	11	12	1	2	3	4	5	6	7	8	9	10	11	12		
30-45																										
45-00																										
HOUR																										
TOT																										

AM PEAK HOUR 1015 TO 1115 VOLUME 330  
PM PEAK HOUR 0515 TO 0615 VOLUME 593  
AM TOTAL 1635  
PM TOTAL 4158

SR 502 MP 004.04 OFF SYSTEM ID. LEG 1 DIRECTION OF TRAFFIC EASTBOUND LANE ALL OF  
 COUNT IDENTIFIER 04-018 COUNTER NUMBER 292100 DESCRIPTION: ON SR 502 W/O NE 50TH AVE

07/01/04	THURSDAY												AM HOURS	PM HOURS	DAILY TOTAL														
	1	2	3	4	5	6	7	8	9	10	11	12																	
00-15	23	11	9	3	8	17	32	42	47	71	78	76	70	86	104	129	162	136	85	69	82	56	37						
15-30	27	10	15	5	5	20	15	56	78	66	87	73	72	128	101	102	152	124	88	65	85	40	34						
30-45	19	9	4	4	7	37	57	63	57	54	70	92	90	86	111	132	159	111	88	66	45	48	19						
45-00	17	5	13	9	7	42	44	77	47	67	97	73	82	85	136	152	137	118	53	64	66	40	21						
HOUR	86	35	41	21	27	72	113	186	238	229	258	332	314	314	385	452	515	610	489	314	264	278	184	111					
TOT													238	229	258	332	314	314	385	452	515	610	489	314	264	278	184	111	5868

AM PEAK HOUR 1100 TO 1200 VOLUME 332  
 PM PEAK HOUR 0445 TO 0545 VOLUME 625  
 AM TOTAL 1638  
 PM TOTAL 4230

07/02/04	FRIDAY												AM HOURS	PM HOURS	DAILY TOTAL									
	1	2	3	4	5	6	7	8	9	10	11	12												
00-15	12	1	2	3	4	5	6	7	8	9	10	11	12	1	2	3	4	5	6	7	8	9	10	11
15-30	1	2	3	4	5	6	7	8	9	10	11	12	1	2	3	4	5	6	7	8	9	10	11	12
30-45	28	13	5	6	7	9	10	11	12	1	2	3	4	5	6	7	8	9	10	11	12	1	2	
45-00	17	8	3	8	7	10	10	11	12	1	2	3	4	5	6	7	8	9	10	11	12	1	2	
HOUR	13	14	9	10	8	10	7	8	9	10	11	12	1	2	3	4	5	6	7	8	9	10	11	
TOT	77	41	27	31	26	9	9	10	11	12	1	2	3	4	5	6	7	8	9	10	11	12	211	

AM PEAK HOUR 0000 TO 0100 VOLUME 77  
 PM PEAK HOUR 0000 TO 0000 VOLUME 0  
 AM TOTAL 211  
 PM TOTAL 0

06/28/04 THRU 07/02/04  
 TOTAL HOURS FOR COUNT 89  
 3 DAYS  
 AVG WEEKDAY VOL 5754 X SEASONAL ADJ. FACTOR 0.9200 = 5294 X AXLE CORR FACTOR 0.9493 = ESTIMATED AVG DAILY TRAFFIC 5026  
 FACTOR GROUP CB-02  
 FACTOR GROUP GR-A2



SR 502 MP 004.04 OFF SYSTEM ID. LEG 1 DIRECTION OF TRAFFIC BOTH WAYS LANE ALL OF

COUNT IDENTIFIER 04-018 COUNTER NUMBER 292100 DESCRIPTION: ON SR 502 W/O NE 50TH AVE

07/01/04 THURSDAY	AM HOURS												PM HOURS												DAILY TOTAL
	1	2	3	4	5	6	7	8	9	10	11	12	1	2	3	4	5	6	7	8	9	10	11	12	
12	1	2	3	4	5	6	7	8	9	10	11	12	1	2	3	4	5	6	7	8	9	10	11	12	12307
TOT	62	66	61	140	412	687	676	637	584	639	699	674	669	739	846	878	944	797	556	470	472	303	180	493	

AM PEAK HOUR 0630 TO 0730 VOLUME 704  
PM PEAK HOUR 0445 TO 0545 VOLUME 966

07/02/04 FRIDAY	AM HOURS												PM HOURS												DAILY TOTAL
	1	2	3	4	5	6	7	8	9	10	11	12	1	2	3	4	5	6	7	8	9	10	11	12	
12	1	2	3	4	5	6	7	8	9	10	11	12	1	2	3	4	5	6	7	8	9	10	11	12	493
TOT	108	62	57	73	130	63																		493	

AM PEAK HOUR 0415 TO 0515 VOLUME 160  
PM PEAK HOUR 0000 TO 0000 VOLUME 0

06/28/04 THRU 07/02/04  
TOTAL HOURS FOR COUNT 89

3 DAYS AVG WEEKDAY VOL 12040 X SEASONAL ADJ. FACTOR 0.9200 = 11077 X AXLE CORR FACTOR 0.9493 = ESTIMATED AVG DAILY TRAFFIC 10515  
PEAK HOUR PERCENTAGES: K = 8.02 D = 64.70  
PEAK HOUR LOCATION : VOLUME = 966 DATE: 07/01/04 TIME: 04:45 PM