



Interval 15 MIN 60 MIN
 Count(volume) Binned(CL/SP)
 Speed Lane No 1 2

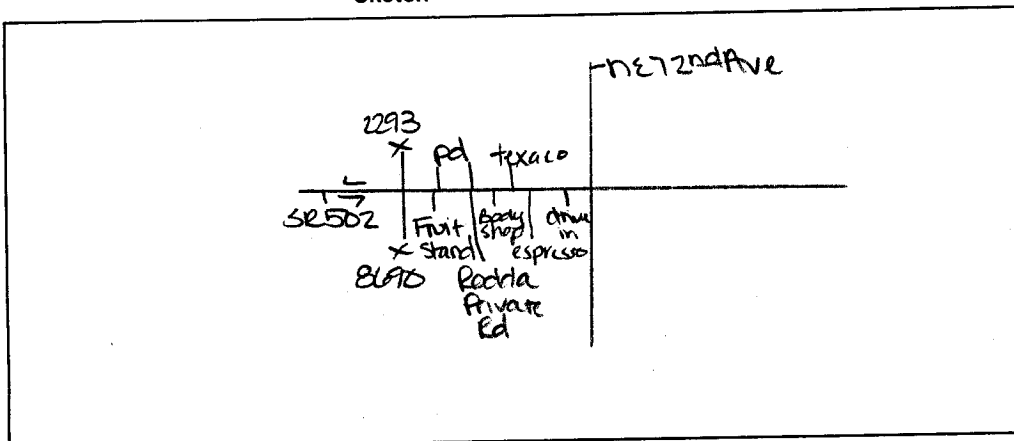
Direction CH #1 _____
 Direction CH #2 _____
 Data Hog # 7066

Counter No. 15-2293 Count ID SP#07-006
 SR 502 RRT/RRQ MP 5.03
 Leg 1 Direction wb OSID _____

Station Description - ON SR-502 w/o NE 72nd Ave

Date	Day	Time	Comments
4/9/07	2	1325	Manual (1) <u>3</u> (2) _____ set cntr as <u>A+B</u> 6.5 Counter (1) <u>3</u> (2) _____ cntr ok AH
4/10	3	0923	Manual (1) <u>50</u> (2) _____ cntr ok AH 7.3 Counter (1) <u>50</u> (2) _____
4/11	4	0900	Manual (1) <u>42</u> (2) _____ cntr ok AH 6.8 Counter (1) <u>42</u> (2) _____
4/12	5	0855	Manual (1) <u>26</u> (2) _____ cntr ok AH 6.5 Counter (1) <u>26</u> (2) _____
4/13	6	0812	Manual (1) <u>1</u> (2) _____ cntr p/u AH 6.7 Counter (1) <u>1</u> (2) _____

Sketch



Attain
Field Person



Interval 15 MIN 60 MIN
 Count(volume) Binned(CL/SP)
 Speed Lane No 1 2

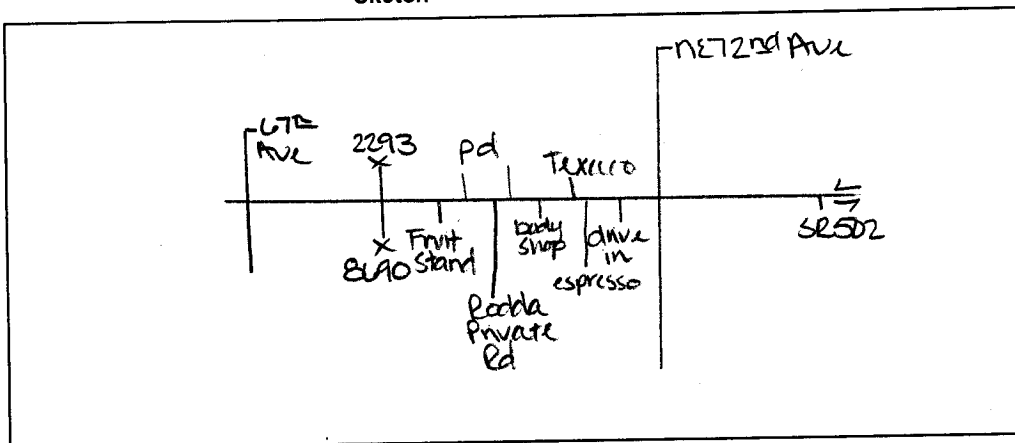
Direction CH #1 _____
 Direction CH #2 _____
 Data Hog # 7066

Counter No. 15- 8690 Count ID SP#07-006
 SR 502 RRT/RRQ _____ MP 5.03
 Leg 1 Direction EB OSID _____

Station Description - ON SR-502 w/o NE 72nd Ave

Date	Day	Time	Comments
4/9/07	2	1324	Manual (1) <u>3</u> (2) _____ set cntr as <u>A+B</u> Counter (1) <u>3</u> (2) _____ cntr ok AH 6.7
4/10	3	0916	Manual (1) <u>34</u> (2) _____ cntr ok AH 6.9 Counter (1) <u>34</u> (2) _____
4/11	4	0854	Manual (1) <u>26</u> (2) _____ cntr ok AH 6.6 Counter (1) <u>26</u> (2) _____
4/12	5	0850	Manual (1) <u>25</u> (2) _____ cntr ok AH 6.9 Counter (1) <u>25</u> (2) _____
4/13	6	0811	Manual (1) <u>1</u> (2) _____ cntr p/u AH 6.5 Counter (1) <u>1</u> (2) _____

Sketch



Attaw
Field Person

SR 502 MP 005.03 OFF SYSTEM ID. LEG 1 DIRECTION OF TRAFFIC WESTBOUND LANE ALL OF

COUNT IDENTIFIER 07-006 COUNTER NUMBER 152293 DESCRIPTION: ON SR 502 W/O NE 72ND AVE

04/09/07 MONDAY	AM HOURS												PM HOURS												DAILY TOTAL
	1	2	3	4	5	6	7	8	9	10	11	12	1	2	3	4	5	6	7	8	9	10	11	12	
00-15																									
15-30	12	1	2	3	4	5	6	7	8	9	10	11	118	99	122	88	111	142	80	41	38	16	14	1118	
30-45	1	2	3	4	5	6	7	8	9	10	11	12	108	109	101	103	103	206	59	30	28	17	5	1108	
45-00													109	115	121	109	100	153	47	36	32	17	16	1109	
HOUR																									
TOT																								217	
																								433	
																								445	
																								398	
																								418	
																								586	
																								222	
																								138	
																								123	
																								67	
																								45	
																								3092	
																								0	
																								3092	

AM PEAK HOUR 0000 TO 0000 VOLUME 0
PM PEAK HOUR 0545 TO 0645 VOLUME 605

04/10/07 TUESDAY	AM HOURS												PM HOURS												DAILY TOTAL
	1	2	3	4	5	6	7	8	9	10	11	12	1	2	3	4	5	6	7	8	9	10	11	12	
00-15																									
15-30	12	1	2	3	4	5	6	7	8	9	10	11	117	107	120	95	124	116	111	91	101	114	136	136	131
30-45	1	2	3	4	5	6	7	8	9	10	11	12	117	107	120	95	124	116	111	91	101	114	136	136	131
45-00																									
HOUR																									
TOT	18	16	19	37	113	423	582	607	543	436	451	382	448	422	473	423	421	431	375	222	229	140	72	38	7321

AM PEAK HOUR 0630 TO 0730 VOLUME 637
PM PEAK HOUR 0145 TO 0245 VOLUME 478

04/11/07 WEDNESDAY	AM HOURS												PM HOURS												DAILY TOTAL
	1	2	3	4	5	6	7	8	9	10	11	12	1	2	3	4	5	6	7	8	9	10	11	12	
00-15																									
15-30	12	1	2	3	4	5	6	7	8	9	10	11	112	102	105	116	91	99	116	103	102	110	114	95	64
30-45	1	2	3	4	5	6	7	8	9	10	11	12	112	102	105	116	91	99	116	103	102	110	114	95	64
45-00																									
HOUR																									
TOT	30	22	21	33	124	422	576	615	565	454	406	426	400	388	457	443	417	418	358	195	156	127	76	44	7173

AM PEAK HOUR 0715 TO 0815 VOLUME 639
PM PEAK HOUR 0215 TO 0315 VOLUME 474

SR 502 MP 005.03 OFF SYSTEM ID. LEG 1 DIRECTION OF TRAFFIC WESTBOUND LANE ALL OF

COUNT IDENTIFIER 07-006 COUNTER NUMBER 152293 DESCRIPTION: ON SR 502 W/O NE 72ND AVE

04/12/07 THURSDAY	AM HOURS	PM HOURS	AM TOTAL	PM TOTAL	DAILY TOTAL
12	1	2	3	4	7
1	2	3	4	5	9
1	3	4	5	6	11
1	4	5	6	7	13
7	5	6	7	8	15
11	6	7	8	9	18
30-45	7	8	9	10	15
6	8	9	10	11	9
10	9	10	11	12	20
12	10	11	12	1	40
18	11	12	1	2	52
48	12	1	2	3	70
124	1	2	3	4	108
152	2	3	4	5	129
116	3	4	5	6	108
116	4	5	6	7	70
496	5	6	7	8	399
472	6	7	8	9	394
366	7	8	9	10	317
386	8	9	10	11	213
444	9	10	11	12	181
452	10	11	12	1	143
487	11	12	1	2	69
487	12	1	2	3	57
459	1	2	3	4	7191
399	2	3	4	5	
394	3	4	5	6	
317	4	5	6	7	
213	5	6	7	8	
181	6	7	8	9	
143	7	8	9	10	
69	8	9	10	11	
57	9	10	11	12	
7191	10	11	12	TOTAL	

AM PEAK HOUR 0645 TO 0745 VOLUME 628
PM PEAK HOUR 0200 TO 0300 VOLUME 487

04/13/07 FRIDAY	AM HOURS	PM HOURS	AM TOTAL	PM TOTAL	DAILY TOTAL
12	1	2	3	4	7
1	2	3	4	5	9
1	3	4	5	6	11
1	4	5	6	7	13
5	5	6	7	8	15
9	6	7	8	9	18
15-30	4	5	6	7	15
30-45	6	7	8	9	9
45-00	6	7	8	9	20
5	4	5	6	7	40
19	4	5	6	7	52
48	5	6	7	8	70
121	6	7	8	9	108
130	7	8	9	10	129
130	8	9	10	11	108
145	9	10	11	12	70
162	10	11	12	1	399
152	11	12	1	2	394
120	12	1	2	3	317
120	1	2	3	4	213
547	2	3	4	5	181
579	3	4	5	6	143
579	4	5	6	7	69
579	5	6	7	8	57
579	6	7	8	9	7191
579	7	8	9	10	
579	8	9	10	11	
579	9	10	11	12	
579	10	11	12	TOTAL	

AM PEAK HOUR 0630 TO 0730 VOLUME 594
PM PEAK HOUR 0000 TO 0000 VOLUME 0

04/09/07 THRU 04/13/07
TOTAL HOURS FOR COUNT 90

3 DAYS AVG WEEKDAY VOL 7228 X SEASONAL ADJ. FACTOR 0.9700 = 7011 X AXLE CORR FACTOR 0.9428 = ESTIMATED AVG DAILY TRAFFIC 6610

FACTOR GROUP CB-02
FACTOR GROUP GR-A2

TRIP SYSTEM
15 MINUTE TRAFFIC COUNT SUMMARY

SR 502 MP 005.03 OFF SYSTEM ID. LEG 1 DIRECTION OF TRAFFIC EASTBOUND LANE ALL OF

COUNT IDENTIFIER 07-006 COUNTER NUMBER 158690 DESCRIPTION: ON SR 502 W/O NE 72ND AVE

04/09/07 MONDAY	AM HOURS												PM HOURS												DAILY TOTAL
	1	2	3	4	5	6	7	8	9	10	11	12	1	2	3	4	5	6	7	8	9	10	11	12	
12	1	2	3	4	5	6	7	8	9	10	11	12	1	2	3	4	5	6	7	8	9	10	11	12	139
15-30																									35
30-45																									20
45-00																									21
TOT																									4412

AM PEAK HOUR 0000 TO 0000 VOLUME 0 AM TOTAL 0
PM PEAK HOUR 0430 TO 0530 VOLUME 714 PM TOTAL 4412

04/10/07 TUESDAY	AM HOURS												PM HOURS												DAILY TOTAL
	1	2	3	4	5	6	7	8	9	10	11	12	1	2	3	4	5	6	7	8	9	10	11	12	
12	1	2	3	4	5	6	7	8	9	10	11	12	1	2	3	4	5	6	7	8	9	10	11	12	2021
15-30																									4948
30-45																									
45-00																									
TOT																									6969

AM PEAK HOUR 1100 TO 1200 VOLUME 376 AM TOTAL 2021
PM PEAK HOUR 0330 TO 0430 VOLUME 723 PM TOTAL 4948

04/11/07 WEDNESDAY	AM HOURS												PM HOURS												DAILY TOTAL
	1	2	3	4	5	6	7	8	9	10	11	12	1	2	3	4	5	6	7	8	9	10	11	12	
12	1	2	3	4	5	6	7	8	9	10	11	12	1	2	3	4	5	6	7	8	9	10	11	12	1956
15-30																									4842
30-45																									
45-00																									
TOT																									6798

AM PEAK HOUR 1015 TO 1115 VOLUME 361 AM TOTAL 1956
PM PEAK HOUR 0500 TO 0600 VOLUME 724 PM TOTAL 4842

STATE OF WASHINGTON - DEPARTMENT OF TRANSPORTATION
TRIP SYSTEM
15 MINUTE TRAFFIC COUNT SUMMARY

SR 502 MP 005.03 OFF SYSTEM ID. LEG 1 DIRECTION OF TRAFFIC EASTBOUND LANE ALL OF

COUNT IDENTIFIER 07-006 COUNTER NUMBER 158690 DESCRIPTION: ON SR 502 W/O NE 72ND AVE

04/12/07 THURSDAY	AM HOURS												PM HOURS												DAILY TOTAL
	1	2	3	4	5	6	7	8	9	10	11	12	1	2	3	4	5	6	7	8	9	10	11	12	
12	1	2	3	4	5	6	7	8	9	10	11	12	1	2	3	4	5	6	7	8	9	10	11	12	737
1	2	3	4	5	6	7	8	9	10	11	12	1	2	3	4	5	6	7	8	9	10	11	12		
00-15	22	9	8	4	13	29	53	77	77	60	76	109	83	125	111	176	156	130	101	63	72	30	27		
15-30	19	15	7	7	11	38	86	69	76	74	100	113	114	115	135	179	173	121	99	70	77	43	30		
30-45	15	7	8	4	18	55	75	81	81	77	87	100	115	115	154	165	190	123	87	76	32	21			
45-00	14	5	7	4	16	72	89	76	87	84	71	103	100	124	144	168	163	109	86	67	45	25			
HOUR	70	36	30	19	16	58	194	303	303	321	297	308	399	396	478	544	688	682	483	373	276	262	130	91	
TOT																									

AM PEAK HOUR 0715 TO 0815 VOLUME 327 AM TOTAL 1955
PM PEAK HOUR 0400 TO 0500 VOLUME 688 PM TOTAL 4802

04/13/07 FRIDAY	AM HOURS												PM HOURS												DAILY TOTAL
	1	2	3	4	5	6	7	8	9	10	11	12	1	2	3	4	5	6	7	8	9	10	11	12	
12	1	2	3	4	5	6	7	8	9	10	11	12	1	2	3	4	5	6	7	8	9	10	11	12	737
1	2	3	4	5	6	7	8	9	10	11	12	1	2	3	4	5	6	7	8	9	10	11	12		
00-15	20	19	5	7	4	15	25	51																	
15-30	24	9	2	10	5	15	34	70																	
30-45	13	10	9	6	6	18	47	92																	
45-00	11	10	8	6	10	18	76	82																	
HOUR	68	48	24	29	25	66	182	295																	
TOT																									

AM PEAK HOUR 0700 TO 0800 VOLUME 295 AM TOTAL 737
PM PEAK HOUR 0000 TO 0000 VOLUME 0 PM TOTAL 0

04/09/07 THRU 04/13/07 TOTAL HOURS FOR COUNT 90
3 DAYS AVG WEEKDAY VOL 6841 X SEASONAL ADJ. FACTOR 0.9700 = 6636 X AXLE CORR FACTOR 0.9428 = ESTIMATED AVG DAILY TRAFFIC 6256
FACTOR GROUP CB-02
FACTOR GROUP GR-A2

SR 502 MP 005.03 OFF SYSTEM ID. LEG 1 DIRECTION OF TRAFFIC BOTH WAYS LANE ALL OF

COUNT IDENTIFIER 07-006 COUNTER NUMBER 158690 DESCRIPTION: ON SR 502 W/O NE 72ND AVE

04/12/07 THURSDAY	AM HOURS												PM HOURS												DAILY TOTAL
	1	2	3	4	5	6	7	8	9	10	11	12	1	2	3	4	5	6	7	8	9	10	11	12	
12	1	2	3	4	5	6	7	8	9	10	11	12	1	2	3	4	5	6	7	8	9	10	11	12	13948
TOT	104	61	51	56	141	508	766	895	799	793	663	694	843	848	965	1003	1087	1076	800	586	457	405	199	148	2504

AM PEAK HOUR 0645 TO 0745 VOLUME 914
PM PEAK HOUR 0445 TO 0545 VOLUME 1119

04/13/07 FRIDAY	AM HOURS												PM HOURS												DAILY TOTAL
	1	2	3	4	5	6	7	8	9	10	11	12	1	2	3	4	5	6	7	8	9	10	11	12	
12	1	2	3	4	5	6	7	8	9	10	11	12	1	2	3	4	5	6	7	8	9	10	11	12	2504
TOT	93	67	42	69	144	486	729	874																	2504

AM PEAK HOUR 0645 TO 0745 VOLUME 878
PM PEAK HOUR 0000 TO 0000 VOLUME 0

04/09/07 THRU 04/13/07 TOTAL HOURS FOR COUNT 90
3 DAYS AVG WEEKDAY VOL 14070 X SEASONAL ADJ. FACTOR 0.9700 = 13648 X AXLE CORR FACTOR 0.9428 = ESTIMATED AVG DAILY TRAFFIC 12867
PEAK HOUR PERCENTAGES: K = 8.28 D = 62.06
PEAK HOUR LOCATION : VOLUME = 1165 DATE: 04/10/07 TIME: 03:30 PM



Interval 15 MIN 60 MIN
 Count(volume) Binned(CL/SP)
 Speed Lane No 1 2

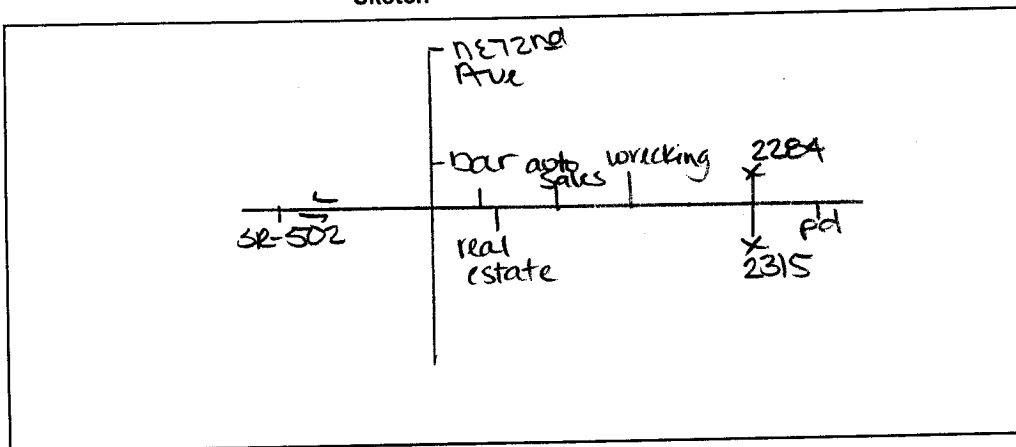
Direction CH #1 _____
 Direction CH #2 _____
 Data Hog # 7066

Counter No. 15- 228A Count ID SP#07-006
 SR 502 RRT/RRQ MP 5.03
 Leg 2 Direction Wb OSID _____

Station Description ON SR-502 E/O N272nd Ave

Date	Day	Time	Comments
4/9/07	2	1300	Manual (1) <u>B</u> (2) _____ set cntr as <u>A+B</u> Counter (1) <u>B</u> (2) _____ cntr ok AH 65
4/10	3	0906	Manual (1) <u>4A</u> (2) _____ cntr ok AH 64 Counter (1) <u>4A</u> (2) _____
4/11	4	0913	Manual (1) <u>5D</u> (2) _____ 10/10 prev inter Counter (1) <u>5D</u> (2) _____ cntr ok AH 64
4/12	5	0906	Manual (1) <u>5D</u> (2) _____ cntr ok AH 64 Counter (1) <u>5D</u> (2) _____
4/13	6	0820	Manual (1) <u>1</u> (2) _____ cntr p/u AH 64 Counter (1) <u>1</u> (2) _____

Sketch



Attaw
Field Person



Interval 15 MIN 60 MIN
 Count(volume) Binned(CL/SP)
 Speed Lane No 1 2

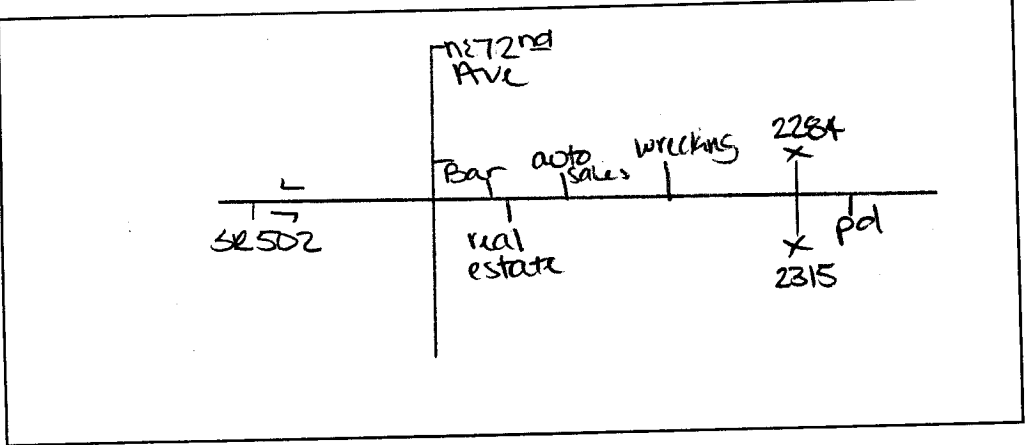
Direction CH #1 _____
 Direction CH #2 _____
 Data Hog # 7066

Counter No. 15-2315 Count ID SP#07-006
 SR 502 RRT/RRQ _____ MP 5.03
 Leg 2 Direction EB OSID _____

Station Description - ON SR-502 E/O NE 72nd AVE

Date	Day	Time	Comments	
4/9/07	2	1300	Manual (1) <u>4</u> (2) _____ Counter (1) <u>4</u> (2) _____ set cntr as <u>ATB</u> cntr ok AH	<u>6.5</u>
4/10	3	0900	Manual (1) <u>36</u> (2) _____ Counter (1) <u>36</u> (2) _____ cntr ok AH	<u>6.5</u>
4/11	4	0907	Manual (1) <u>50</u> (2) _____ Counter (1) <u>50</u> (2) _____ cntr ok AH	<u>6.4</u>
4/12	5	0902	Manual (1) <u>20</u> (2) _____ Counter (1) <u>20</u> (2) _____ cntr ok AH	<u>6.4</u>
4/13	6	0820	Manual (1) <u>1</u> (2) _____ Counter (1) <u>1</u> (2) _____ cntr p/u AH	<u>6.5</u>

Sketch



Attard
Field Person

SR 502 MP 005.03 OFF SYSTEM ID. LEG 2 DIRECTION OF TRAFFIC WESTBOUND LANE ALL OF

COUNT IDENTIFIER 07-006 COUNTER NUMBER 152284 DESCRIPTION: ON SR 502 E/O NE 72ND AVE

04/09/07	MONDAY	AM HOURS												PM HOURS												DAILY TOTAL	
		1	2	3	4	5	6	7	8	9	10	11	12	1	2	3	4	5	6	7	8	9	10	11	12		
00-15	12	1	2	3	4	5	6	7	8	9	10	11	12	1	2	3	4	5	6	7	8	9	10	11	12		
15-30	1	2	3	4	5	6	7	8	9	10	11	12	1	2	3	4	5	6	7	8	9	10	11	12			
30-45																											
45-00																											
HOUR																											
TOT																											

AM PEAK HOUR 0000 TO 0000 VOLUME 0
PM PEAK HOUR 0545 TO 0645 VOLUME 624
AM TOTAL 0
PM TOTAL 3862

04/10/07	TUESDAY	AM HOURS												PM HOURS												DAILY TOTAL	
		1	2	3	4	5	6	7	8	9	10	11	12	1	2	3	4	5	6	7	8	9	10	11	12		
00-15	12	1	2	3	4	5	6	7	8	9	10	11	12	1	2	3	4	5	6	7	8	9	10	11	12		
15-30	1	2	3	4	5	6	7	8	9	10	11	12	1	2	3	4	5	6	7	8	9	10	11	12			
30-45																											
45-00																											
HOUR																											
TOT																											

AM PEAK HOUR 0630 TO 0730 VOLUME 695
PM PEAK HOUR 0145 TO 0245 VOLUME 571
AM TOTAL 4031
PM TOTAL 4407

04/11/07	WEDNESDAY	AM HOURS												PM HOURS												DAILY TOTAL	
		1	2	3	4	5	6	7	8	9	10	11	12	1	2	3	4	5	6	7	8	9	10	11	12		
00-15	12	1	2	3	4	5	6	7	8	9	10	11	12	1	2	3	4	5	6	7	8	9	10	11	12		
15-30	1	2	3	4	5	6	7	8	9	10	11	12	1	2	3	4	5	6	7	8	9	10	11	12			
30-45																											
45-00																											
HOUR																											
TOT																											

AM PEAK HOUR 0715 TO 0815 VOLUME 744
PM PEAK HOUR 0245 TO 0345 VOLUME 570
AM TOTAL 4108
PM TOTAL 4307

STATE OF WASHINGTON - DEPARTMENT OF TRANSPORTATION
TRIP SYSTEM
15 MINUTE TRAFFIC COUNT SUMMARY

SR 502 MP 005.03 OFF SYSTEM ID. LEG 2 DIRECTION OF TRAFFIC WESTBOUND LANE ALL OF

COUNT IDENTIFIER 07-006 COUNTER NUMBER 152284 DESCRIPTION: ON SR 502 E/O NE 72ND AVE

04/12/07 THURSDAY	AM HOURS												PM HOURS												DAILY TOTAL
	1	2	3	4	5	6	7	8	9	10	11	12	1	2	3	4	5	6	7	8	9	10	11	12	
12	1	2	3	4	5	6	7	8	9	10	11	12	1	2	3	4	5	6	7	8	9	10	11	12	8287
TOT	35	23	22	39	119	424	629	639	556	517	464	501	575	542	598	529	485	487	371	242	205	153	79	53	8287

AM PEAK HOUR 0630 TO 0730 VOLUME 671
PM PEAK HOUR 0200 TO 0300 VOLUME 598
AM TOTAL 3968
PM TOTAL 4319

04/13/07 FRIDAY	AM HOURS												PM HOURS												DAILY TOTAL
	1	2	3	4	5	6	7	8	9	10	11	12	1	2	3	4	5	6	7	8	9	10	11	12	
12	1	2	3	4	5	6	7	8	9	10	11	12	1	2	3	4	5	6	7	8	9	10	11	12	2010
TOT	24	21	23	42	114	403	589	650	144																2010

AM PEAK HOUR 0645 TO 0745 VOLUME 659
PM PEAK HOUR 0000 TO 0000 VOLUME 0
AM TOTAL 2010
PM TOTAL 0

04/09/07 THRU 04/13/07 TOTAL HOURS FOR COUNT 91
3 DAYS AVG WEEKDAY VOL 8380 X SEASONAL ADJ. FACTOR 0.9700 = 8129 X AXLE CORR FACTOR 0.9428 = ESTIMATED AVG DAILY TRAFFIC 7664
FACTOR GROUP CB-02
FACTOR GROUP GR-A2

SR 502 MP 005.03 OFF SYSTEM ID. LEG 2 DIRECTION OF TRAFFIC EASTBOUND LANE ALL OF

COUNT IDENTIFIER 07-006 COUNTER NUMBER 152315 DESCRIPTION: ON SR 502 E/O NE 72ND AVE

04/09/07 MONDAY	AM HOURS												PM HOURS												DAILY TOTAL											
	1	2	3	4	5	6	7	8	9	10	11	12	1	2	3	4	5	6	7	8	9	10	11	12												
12	1	2	3	4	5	6	7	8	9	10	11	12	1	2	3	4	5	6	7	8	9	10	11	12	117	180	229	191	156	115	61	134	44	21		
1	2	3	4	5	6	7	8	9	10	11	12	1	2	3	4	5	6	7	8	9	10	11	12	194	168	168	186	226	147	81	62	88	39	22		
																									141	142	170	208	170	111	77	183	51	27		
																									148	142	193	226	148	76	176	49	26	19		
TOT																									483	569	711	849	813	562	349	482	322	134	89	5363

AM PEAK HOUR 0000 TO 0000 VOLUME 0
PM PEAK HOUR 0445 TO 0545 VOLUME 851

04/10/07 TUESDAY	AM HOURS												PM HOURS												DAILY TOTAL																								
	1	2	3	4	5	6	7	8	9	10	11	12	1	2	3	4	5	6	7	8	9	10	11	12																									
12	1	2	3	4	5	6	7	8	9	10	11	12	1	2	3	4	5	6	7	8	9	10	11	12	75	96	76	105	106	131	117	159	216	205	176	106	88	55	48	24									
17	9	10	3	5	8	26	71	88	106	95	112	126	116	136	149	208	228	176	94	109	74	41	41	41	41																								
27	10	9	7	6	12	42	77	79	90	80	121	109	128	161	183	218	217	123	81	74	44	35	19	19																									
12	4	8	4	4	16	50	85	85	90	90	119	112	162	174	203	188	186	141	82	93	57	32	22	22																									
45-00																																																	
TOT																									68	32	30	17	36	67	174	314	347	401	341	457	453	537	588	694	830	836	616	363	364	230	156	106	8057

AM PEAK HOUR 1100 TO 1200 VOLUME 457
PM PEAK HOUR 0345 TO 0445 VOLUME 845

04/11/07 WEDNESDAY	AM HOURS												PM HOURS												DAILY TOTAL																							
	1	2	3	4	5	6	7	8	9	10	11	12	1	2	3	4	5	6	7	8	9	10	11	12																								
12	1	2	3	4	5	6	7	8	9	10	11	12	1	2	3	4	5	6	7	8	9	10	11	12	59	98	84	131	117	127	145	171	206	182	152	106	59	79	49	23								
17	12	6	5	7	10	18	52	59	98	84	131	117	127	145	171	206	182	152	106	59	79	49	23																									
23	5	12	7	7	14	36	63	99	90	101	116	128	132	141	166	193	210	152	111	83	81	40	26																									
30-45																																																
45-00																																																
TOT																								56	35	30	26	21	62	151	290	356	379	383	458	506	490	586	740	793	816	582	398	293	271	150	101	7973

AM PEAK HOUR 1100 TO 1200 VOLUME 458
PM PEAK HOUR 0445 TO 0545 VOLUME 819

SR 502 MP 005.03 OFF SYSTEM ID. LEG 2 DIRECTION OF TRAFFIC EASTBOUND LANE ALL OF
 COUNT IDENTIFIER 07-006 COUNTER NUMBER 152315 DESCRIPTION: ON SR 502 E/O NE 72ND AVE

04/12/07 THURSDAY		AM HOURS												PM HOURS												DAILY TOTAL
TIME	COUNT	1	2	3	4	5	6	7	8	9	10	11	12	1	2	3	4	5	6	7	8	9	10	11	12	TOTAL
00-15	12	1	2	3	4	5	6	7	8	9	10	11	12	1	2	3	4	5	6	7	8	9	10	11	12	802
15-30	1	1	2	3	4	5	6	7	8	9	10	11	12	1	2	3	4	5	6	7	8	9	10	11	12	802
30-45	19	13	6	2	2	13	22	55	80	94	81	96	109	118	162	135	220	188	138	112	80	85	42	32	873	
45-00	23	16	7	5	5	9	42	90	82	80	98	86	128	134	132	170	203	202	148	106	86	70	37	31	873	
TOT	65	42	30	16	14	60	198	331	342	376	389	399	482	505	598	671	824	812	568	417	330	284	146	103	8002	

AM PEAK HOUR 1045 TO 1145 VOLUME 414
 PM PEAK HOUR 0445 TO 0545 VOLUME 830
 AM TOTAL 2262
 PM TOTAL 5740

04/13/07 FRIDAY		AM HOURS												PM HOURS												DAILY TOTAL
TIME	COUNT	1	2	3	4	5	6	7	8	9	10	11	12	1	2	3	4	5	6	7	8	9	10	11	12	TOTAL
00-15	12	1	2	3	4	5	6	7	8	9	10	11	12	1	2	3	4	5	6	7	8	9	10	11	12	873
15-30	1	1	2	3	4	5	6	7	8	9	10	11	12	1	2	3	4	5	6	7	8	9	10	11	12	873
30-45	15	20	6	7	7	5	20	23	70	72	72	72	72	72	72	72	72	72	72	72	72	72	72	72	873	
45-00	17	15	9	4	4	7	19	56	83	83	83	83	83	83	83	83	83	83	83	83	83	83	83	83	873	
TOT	76	53	27	31	23	64	198	329	342	376	389	399	482	505	598	671	824	812	568	417	330	284	146	103	873	

AM PEAK HOUR 0715 TO 0815 VOLUME 331
 PM PEAK HOUR 0000 TO 0000 VOLUME 0
 AM TOTAL 873
 PM TOTAL 0

04/09/07 THRU 04/13/07 TOTAL HOURS FOR COUNT 90
 3 DAYS AVG WEEKDAY VOL 8011 X SEASONAL ADJ. FACTOR 0.9700 = 7771 X AXLE CORR FACTOR 0.9428 = ESTIMATED AVG DAILY TRAFFIC 7326
 FACTOR GROUP CB-02
 FACTOR GROUP GR-A2

SR 502 MP 005.03 OFF SYSTEM ID. LEG 2 DIRECTION OF TRAFFIC BOTH WAYS LANE ALL OF
COUNT IDENTIFIER 07-006 COUNTER NUMBER 152315 DESCRIPTION: ON SR 502 E/O NE 72ND AVE

04/09/07 MONDAY	AM HOURS												PM HOURS												DAILY TOTAL
	1	2	3	4	5	6	7	8	9	10	11	12	1	2	3	4	5	6	7	8	9	10	11	12	
12	1	2	3	4	5	6	7	8	9	10	11	12	1	2	3	4	5	6	7	8	9	10	11	12	164
1	2	3	4	5	6	7	8	9	10	11	12	1	2	3	4	5	6	7	8	9	10	11	12	164	
AM PEAK HOUR 0000 TO 0000 VOLUME 0																									
PM PEAK HOUR 0430 TO 0530 VOLUME 1356																									
AM TOTAL 9106																									
PM TOTAL 9106																									

04/10/07 TUESDAY	AM HOURS												PM HOURS												DAILY TOTAL
	1	2	3	4	5	6	7	8	9	10	11	12	1	2	3	4	5	6	7	8	9	10	11	12	
12	1	2	3	4	5	6	7	8	9	10	11	12	1	2	3	4	5	6	7	8	9	10	11	12	16495
1	2	3	4	5	6	7	8	9	10	11	12	1	2	3	4	5	6	7	8	9	10	11	12	16495	
AM PEAK HOUR 0715 TO 0815 VOLUME 1002																									
PM PEAK HOUR 0445 TO 0545 VOLUME 1350																									
AM TOTAL 6315																									
PM TOTAL 10180																									

04/11/07 WEDNESDAY	AM HOURS												PM HOURS												DAILY TOTAL
	1	2	3	4	5	6	7	8	9	10	11	12	1	2	3	4	5	6	7	8	9	10	11	12	
12	1	2	3	4	5	6	7	8	9	10	11	12	1	2	3	4	5	6	7	8	9	10	11	12	16388
1	2	3	4	5	6	7	8	9	10	11	12	1	2	3	4	5	6	7	8	9	10	11	12	16388	
AM PEAK HOUR 0715 TO 0815 VOLUME 1041																									
PM PEAK HOUR 0445 TO 0545 VOLUME 1353																									
AM TOTAL 6355																									
PM TOTAL 10033																									

SR 502 MP 005.03 OFF SYSTEM ID. LEG 2 DIRECTION OF TRAFFIC BOTH WAYS LANE ALL OF
 COUNT IDENTIFIER 07-006 COUNTER NUMBER 152315 DESCRIPTION: ON SR 502 E/O NE 72ND AVE

04/12/07 THURSDAY	AM HOURS												PM HOURS												DAILY TOTAL
	1	2	3	4	5	6	7	8	9	10	11	12	1	2	3	4	5	6	7	8	9	10	11	12	
12	1	2	3	4	5	6	7	8	9	10	11	12	1	2	3	4	5	6	7	8	9	10	11	12	16289
TOT	65	52	55	133	484	827	970	898	893	853	900	1057	1047	1196	1200	1309	1299	939	659	535	437	225	156	2883	

AM PEAK HOUR 0715 TO 0815 VOLUME 981
 PM PEAK HOUR 0445 TO 0545 VOLUME 1336

04/13/07 FRIDAY	AM HOURS												PM HOURS												DAILY TOTAL
	1	2	3	4	5	6	7	8	9	10	11	12	1	2	3	4	5	6	7	8	9	10	11	12	
12	1	2	3	4	5	6	7	8	9	10	11	12	1	2	3	4	5	6	7	8	9	10	11	12	2883
TOT	74	50	73	137	467	787	979	216																2883	

AM PEAK HOUR 0700 TO 0800 VOLUME 979
 PM PEAK HOUR 0000 TO 0000 VOLUME 0

04/09/07 THRU 04/13/07 TOTAL HOURS FOR COUNT 90
 3 DAYS AVG WEEKDAY VOL 16391 X SEASONAL ADJ. FACTOR 0.9700 = 15899 X AXLE CORR FACTOR 0.9428 = ESTIMATED AVG DAILY TRAFFIC 14990
 PEAK HOUR PERCENTAGES: K = 8.30 D = 61.62
 PEAK HOUR LOCATION : VOLUME = 1360 DATE: 04/10/07 TIME: 04:45 PM