



TS

Interval 60 min. 15 min.
 Binned(CL/SP) Count(volume)
Lane No 1 2

Direction Channel 1 _____
Direction Channel 2 _____
Unique ID# _____

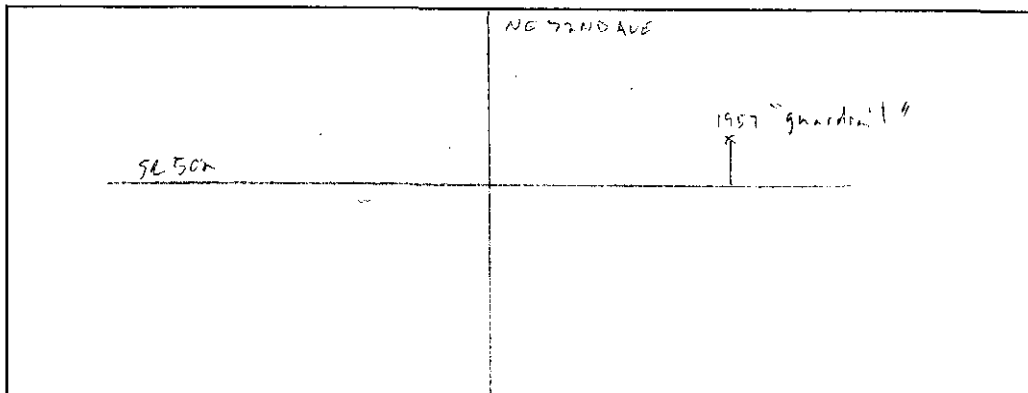
Counter No. 451957 Count ID HPMS
SR 502 RRT/RRQ _____ MP 5.03

Leg 2 Direction WB OSID _____

Station Description ON SR 502 E/O NE 72ND AVE

Date	Day	Time	Comments		
10/31/11	2	1126	Manual (1) <u>2</u> (2) _____ Counter (1) <u>2</u> (2)	SET OK	RT/CP 6.4
11/1	3	1117	Manual (1) <u>50</u> (2) _____ Counter (1) <u>50</u> (2)	CHECK OK	RT/CP 6.4
11/2	4	0800	Manual (1) <u>20</u> (2) _____ Counter (1) <u>20</u> (2)	CHECK OK	RT/CP 6.3
11/3	5	1148	Manual (1) <u>10</u> (2) _____ Counter (1) <u>10</u> (2)	CHECK OK	RT/CP 6.3
11/4	6	0852	Manual (1) <u>1</u> (2) _____ Counter (1) <u>1</u> (2)	P/U OK	RT/CP 6.3

Sketch



RT/CP

Field Person



Interval 60 min. 15 min.
 Binned(CL/SP) Count(volume)
Lane No 1 2

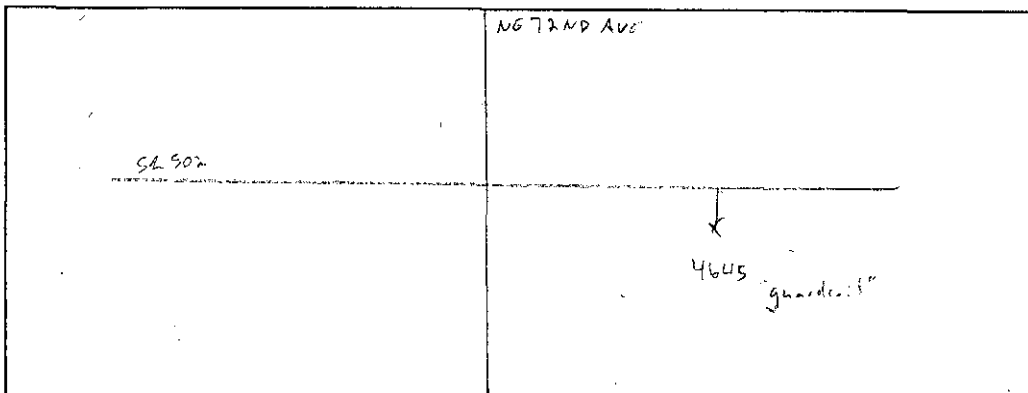
Direction Channel 1 _____
Direction Channel 2 _____
Unique ID# _____

Counter No. 454645 Count ID HPMS
SR 502 RRT/RRQ MP 5.03
Leg 2 Direction EB OSID _____

Station Description ON SR 502 E/O NE 72ND AVE

Date	Day	Time	Comments		
10/31/11	2	1131	Manual (1) <u>2</u> (2) _____ Counter (1) <u>2</u> (2)	SET OK	RT/CP 6.0
11/1	3	1117	Manual (1) <u>36</u> (2) _____ Counter (1) <u>36</u> (2)	CHECK OK	RT/CP 5.9
11/2	4	0759	Manual (1) <u>15</u> (2) _____ Counter (1) <u>15</u> (2)	CHECK OK	RT/CP 5.9
11/3	5	1148	Manual (1) <u>3</u> (2) _____ Counter (1) <u>3</u> (2)	CHECK OK	RT/CP 5.9
11/4	6	0852	Manual (1) <u>1</u> (2) _____ Counter (1) <u>1</u> (2)	P/U OK	RT/CP 5.9

Sketch



RT/CP
Field Person

SR 502 MP 005.03 OFF SYSTEM ID. LEG 2 DIRECTION OF TRAFFIC WESTBOUND LANE ALL OF

COUNT IDENTIFIER HPMS COUNTER NUMBER 451957 DESCRIPTION: ON SR 502 E/D NE 72ND AVE

COUNT IDENTIFIER	HPMS	COUNTER NUMBER 451957												DAILY TOTAL
		AM HOURS						PM HOURS						
		1	2	3	4	5	6	7	8	9	10	11	12	
10/31/11 MONDAY		12	1	2	3	4	5	6	7	8	9	10	11	11
		1	2	3	4	5	6	7	8	9	10	11	12	13
00-15														
15-30														
30-45														
45-00														
HOUR														
TOT														

AM PEAK HOUR 0000 TO 0000 VOLUME 0
PM PEAK HOUR 0215 TO 0315 VOLUME 518

COUNT IDENTIFIER	HPMS	COUNTER NUMBER 451957												DAILY TOTAL
		AM HOURS						PM HOURS						
		1	2	3	4	5	6	7	8	9	10	11	12	
11/01/11 TUESDAY		12	1	2	3	4	5	6	7	8	9	10	11	11
		1	2	3	4	5	6	7	8	9	10	11	12	12
00-15														
15-30														
30-45														
45-00														
HOUR														
TOT														

AM PEAK HOUR 0615 TO 0715 VOLUME 710
PM PEAK HOUR 0245 TO 0345 VOLUME 570

COUNT IDENTIFIER	HPMS	COUNTER NUMBER 451957												DAILY TOTAL
		AM HOURS						PM HOURS						
		1	2	3	4	5	6	7	8	9	10	11	12	
11/02/11 WEDNESDAY		12	1	2	3	4	5	6	7	8	9	10	11	11
		1	2	3	4	5	6	7	8	9	10	11	12	12
00-15														
15-30														
30-45														
45-00														
HOUR														
TOT														

AM PEAK HOUR 0630 TO 0730 VOLUME 688
PM PEAK HOUR 1245 TO 0145 VOLUME 547

STATE OF WASHINGTON - DEPARTMENT OF TRANSPORTATION
TRIP SYSTEM
15 MINUTE TRAFFIC COUNT SUMMARY

SR 502 MP 005.03 OFF SYSTEM ID. LEG 2 DIRECTION OF TRAFFIC WESTBOUND LANE ALL OF

COUNT IDENTIFIER HPMS COUNTER NUMBER 451957 DESCRIPTION: ON SR 502 E/O NE 72ND AVE

11/03/11 THURSDAY	AM HOURS												PM HOURS												DAILY TOTAL
	1	2	3	4	5	6	7	8	9	10	11	12	1	2	3	4	5	6	7	8	9	10	11	12	
12	1	2	3	4	5	6	7	8	9	10	11	12	1	2	3	4	5	6	7	8	9	10	11	12	119
TOT	33	16	33	48	163	383	673	631	611	580	496	529	508	601	573	497	519	475	395	285	217	179	85	46	8576

AM PEAK HOUR 0615 TO 0715 VOLUME 683
PM PEAK HOUR 0100 TO 0200 VOLUME 601

11/04/11 FRIDAY	AM HOURS												PM HOURS												DAILY TOTAL
	1	2	3	4	5	6	7	8	9	10	11	12	1	2	3	4	5	6	7	8	9	10	11	12	
12	1	2	3	4	5	6	7	8	9	10	11	12	1	2	3	4	5	6	7	8	9	10	11	12	2395
TOT	39	26	40	56	150	392	570	659	463																2395

AM PEAK HOUR 0715 TO 0815 VOLUME 698
PM PEAK HOUR 0000 TO 0000 VOLUME 0

10/31/11 THRU 11/04/11
TOTAL HOURS FOR COUNT 92
3 DAYS
AVG WEEKDAY VOL 8381 X SEASONAL ADJ. FACTOR 1.1100 = 9303 X AXLE CORR FACTOR 0.9805 = ESTIMATED AVG DAILY TRAFFIC 9122

FACTOR GROUP CB-02
FACTOR GROUP GR-B2

SR 502 MP 005.03 OFF SYSTEM ID. LEG 2 DIRECTION OF TRAFFIC EASTBOUND LANE ALL OF

COUNT IDENTIFIER HPMS COUNTER NUMBER 454645 DESCRIPTION: ON SR 502 E/O NE 72ND AVE

COUNT IDENTIFIER	AM HOURS												PM HOURS												AM TOTAL	PM TOTAL	DAILY TOTAL												
	1	2	3	4	5	6	7	8	9	10	11	12	1	2	3	4	5	6	7	8	9	10	11	12															
10/31/11 MONDAY	12	1	2	3	4	5	6	7	8	9	10	11	12	1	2	3	4	5	6	7	8	9	10	11	12	116	497	553	577	750	830	776	575	334	332	310	183	140	5973
00-15																																							
15-30																																							
30-45																																							
45-00																																							
HOUR																																							
TOT																																							

AM PEAK HOUR 0000 TO 0000 VOLUME 0
PM PEAK HOUR 0345 TO 0445 VOLUME 856

AM TOTAL 116
PM TOTAL 5857

COUNT IDENTIFIER	AM HOURS												PM HOURS												AM TOTAL	PM TOTAL	DAILY TOTAL																							
	1	2	3	4	5	6	7	8	9	10	11	12	1	2	3	4	5	6	7	8	9	10	11	12																										
11/01/11 TUESDAY	12	1	2	3	4	5	6	7	8	9	10	11	12	1	2	3	4	5	6	7	8	9	10	11	12	105	57	66	73	76	72	158	356	361	313	417	435	474	560	536	698	799	833	672	428	356	272	187	146	8450
00-15																																																		
15-30																																																		
30-45																																																		
45-00																																																		
HOUR																																																		
TOT																																																		

AM PEAK HOUR 1045 TO 1145 VOLUME 447
PM PEAK HOUR 0500 TO 0600 VOLUME 833

AM TOTAL 2489
PM TOTAL 5961

COUNT IDENTIFIER	AM HOURS												PM HOURS												AM TOTAL	PM TOTAL	DAILY TOTAL																							
	1	2	3	4	5	6	7	8	9	10	11	12	1	2	3	4	5	6	7	8	9	10	11	12																										
11/02/11 WEDNESDAY	12	1	2	3	4	5	6	7	8	9	10	11	12	1	2	3	4	5	6	7	8	9	10	11	12	89	80	64	60	67	77	131	314	362	383	364	414	465	495	590	657	761	844	620	399	345	285	174	125	8165
00-15																																																		
15-30																																																		
30-45																																																		
45-00																																																		
HOUR																																																		
TOT																																																		

AM PEAK HOUR 1100 TO 1200 VOLUME 414
PM PEAK HOUR 0445 TO 0545 VOLUME 864

AM TOTAL 2405
PM TOTAL 5760

SR 502 MP 005.03 OFF SYSTEM ID. LEG 2 DIRECTION OF TRAFFIC EASTBOUND LANE ALL OF
 COUNT IDENTIFIER HPMS COUNTER NUMBER 454645 DESCRIPTION: ON SR 502 E/O NE 72ND AVE

11/03/11 THURSDAY	AM HOURS												PM HOURS												DAILY TOTAL
	1	2	3	4	5	6	7	8	9	10	11	12	1	2	3	4	5	6	7	8	9	10	11	12	
12	1	2	3	4	5	6	7	8	9	10	11	12	1	2	3	4	5	6	7	8	9	10	11	12	123
TOT	102	81	57	34	24	62	155	367	360	352	408	427	543	532	568	697	772	851	652	433	328	306	195	150	8456
	AM PEAK HOUR 1100 TO 1200 VOLUME 427												PM PEAK HOUR 0500 TO 0600 VOLUME 851												AM TOTAL 2429
	PM PEAK HOUR 0500 TO 0600 VOLUME 851																								PM TOTAL 6027

11/04/11 FRIDAY	AM HOURS												PM HOURS												DAILY TOTAL
	1	2	3	4	5	6	7	8	9	10	11	12	1	2	3	4	5	6	7	8	9	10	11	12	
12	1	2	3	4	5	6	7	8	9	10	11	12	1	2	3	4	5	6	7	8	9	10	11	12	1233
TOT	106	74	63	69	71	58	154	358	280																1233
	AM PEAK HOUR 0730 TO 0830 VOLUME 409												PM PEAK HOUR 0000 TO 0000 VOLUME 0												AM TOTAL 1233
	PM PEAK HOUR 0000 TO 0000 VOLUME 0																								PM TOTAL 0

10/31/11 THRU 11/04/11 TOTAL HOURS FOR COUNT 92
 3 DAYS
 AVG WEEKDAY VOL 8357 X SEASONAL ADJ. FACTOR 1.1100 = 9276 X AXLE CORR FACTOR 0.9805 = ESTIMATED AVG DAILY TRAFFIC 9095
 FACTOR GROUP CB-02
 FACTOR GROUP GR-B2

STATE OF WASHINGTON - DEPARTMENT OF TRANSPORTATION
 TRIP SYSTEM
 15 MINUTE TRAFFIC COUNT SUMMARY

DATE 11/17/11
 TIME 11:44:55
 PAGE 109

SR 502 MP 005.03 OFF SYSTEM ID. LEG 2 DIRECTION OF TRAFFIC BOTH WAYS LANE ALL OF
 COUNT IDENTIFIER HPMS COUNTER NUMBER 454645 DESCRIPTION: ON SR 502 E/O NE 72ND AVE

COUNT IDENTIFIER	HPMS	AM HOURS												PM HOURS	AM TOTAL	PM TOTAL	DAILY TOTAL													
		1	2	3	4	5	6	7	8	9	10	11	12																	
10/31/11 MONDAY		12	1	2	3	4	5	6	7	8	9	10	11	12	1	2	3	4	5	6	7	8	9	10	11	12	223	1327	223	
00-15															216	254	232	304	343	304	273	164	161	130	74	50				
15-30															257	282	268	306	332	316	241	157	160	138	92	60				
30-45															264	266	286	298	316	307	227	150	172	141	63	55				
45-00															223	239	266	282	336	310	271	204	154	164	117	62	35			
HOUR																														
TOT		114	107	95	123	229	442	792	942	948	922	860	870	977	1019	1079	1186	1219	1326	1010	662	533	431	264	168	16318				

AM PEAK HOUR 0000 TO 0000 VOLUME 0
 PM PEAK HOUR 0345 TO 0445 VOLUME 1327

AM TOTAL 223
 PM TOTAL 10099

COUNT IDENTIFIER	HPMS	AM HOURS												PM HOURS	AM TOTAL	PM TOTAL	DAILY TOTAL																						
		1	2	3	4	5	6	7	8	9	10	11	12																										
11/01/11 TUESDAY		12	1	2	3	4	5	6	7	8	9	10	11	12	1	2	3	4	5	6	7	8	9	10	11	12	6636	10228	16864										
00-15															33	17	31	32	42	98	157	235	246	189	239	227	229	269	250	319	312	327	289	204	162	134	78	49	
15-30															36	25	14	28	52	105	224	250	238	210	235	232	266	252	251	308	304	348	271	190	129	125	71	50	
30-45															40	20	20	37	72	135	242	291	218	199	219	256	235	262	250	319	362	371	273	175	153	114	55	41	
45-00															28	19	26	39	72	120	203	260	234	213	239	239	227	280	284	319	314	330	235	134	118	88	55	49	
HOUR																																							
TOT		137	81	91	136	238	458	826	1036	936	811	932	954	955	1063	1035	1265	1292	1376	1068	703	562	461	259	189	16864													

AM PEAK HOUR 0715 TO 0815 VOLUME 1047
 PM PEAK HOUR 0500 TO 0600 VOLUME 1376

AM TOTAL 6636
 PM TOTAL 10228

COUNT IDENTIFIER	HPMS	AM HOURS												PM HOURS	AM TOTAL	PM TOTAL	DAILY TOTAL																						
		1	2	3	4	5	6	7	8	9	10	11	12																										
11/02/11 WEDNESDAY		12	1	2	3	4	5	6	7	8	9	10	11	12	1	2	3	4	5	6	7	8	9	10	11	12	973	1341	2314										
00-15															30	22	34	30	36	70	156	207	206	231	219	190	234	252	252	299	287	342	275	192	130	141	65	42	
15-30															33	31	20	30	56	110	203	270	240	217	231	231	241	253	271	288	308	358	279	157	136	121	82	48	
30-45															29	29	12	32	73	119	231	242	264	242	205	229	246	274	266	274	311	328	229	182	123	101	58	39	
45-00															22	25	29	31	64	143	202	223	238	232	205	220	256	240	290	325	313	298	227	131	144	68	59	39	
HOUR																																							
TOT		114	107	95	123	229	442	792	942	948	922	860	870	977	1019	1079	1186	1219	1326	1010	662	533	431	264	168	16318													

AM PEAK HOUR 0815 TO 0915 VOLUME 973
 PM PEAK HOUR 0445 TO 0545 VOLUME 1341

AM TOTAL 973
 PM TOTAL 1341

STATE OF WASHINGTON - DEPARTMENT OF TRANSPORTATION
TRIP SYSTEM
15 MINUTE TRAFFIC COUNT SUMMARY

DATE 11/17/11
TIME 11:44:55
PAGE 110

SR 502	MP 005.03	OFF SYSTEM ID.	LEG 2	DIRECTION OF TRAFFIC	BOTH WAYS	LANE ALL OF																			
COUNT IDENTIFIER	HPMS	COUNTER NUMBER	454645	DESCRIPTION: ON SR 502 E/O NE 72ND AVE																					
11/03/11 THURSDAY																									
		AM HOURS			PM HOURS	DAILY																			
12	1	2	3	4	5	6	7	8	9	10	11	12	TOTAL												
1	2	3	4	5	6	7	8	9	10	11	12														
00-15	46	26	23	19	31	68	165	203	261	231	219	204	239	263	289	307	313	338	270	218	159	136	86	44	
15-30	36	32	31	18	42	112	218	251	218	214	214	234	285	296	258	270	323	362	260	208	132	151	77	66	
30-45	32	17	19	13	51	137	219	267	243	232	238	263	254	280	298	293	333	333	260	147	145	121	66	43	
45-00	21	22	17	32	63	128	226	277	249	255	233	255	294	296	324	322	293	257	145	109	77	51	43		
TOT	135	97	90	82	187	445	828	998	971	932	904	956	1051	1133	1141	1194	1291	1326	1047	718	545	485	280	196	17032
					AM PEAK HOUR	0715 TO 0815	VOLUME	1056								AM TOTAL	6625								
					PM PEAK HOUR	0445 TO 0545	VOLUME	1355								PM TOTAL	10407								

11/04/11 FRIDAY														
		AM HOURS			PM HOURS	DAILY								
12	1	2	3	4	5	6	7	8	9	10	11	12	TOTAL	
1	2	3	4	5	6	7	8	9	10	11	12			
00-15	42	26	30	26	43	72	141	190	263					
15-30	37	31	16	32	45	110	196	279	238					
30-45	35	23	30	32	74	127	199	264	242					
45-00	31	20	27	35	59	141	188	284						
TOT	145	100	103	125	221	450	724	1017	743				3628	
					AM PEAK HOUR	0715 TO 0815	VOLUME	1090					AM TOTAL	3628
					PM PEAK HOUR	0000 TO 0000	VOLUME	0					PM TOTAL	0

10/31/11 THRU 11/04/11
TOTAL HOURS FOR COUNT 92

3 DAYS

AVG WEEKDAY VOL 16738 X SEASONAL ADJ. FACTOR 1.1100 = 18579 X AXLE CORR FACTOR 0.9805 = ESTIMATED AVG DAILY TRAFFIC 18217

PEAK HOUR PERCENTAGES: K = 8.22 D = 60.54

PEAK HOUR LOCATION : VOLUME = 1376 DATE: 11/01/11 TIME: 05:00 PM

FACTOR GROUP CB-02

FACTOR GROUP GR-B2

Note: Count High



Interval 60 min. 15 min.
 Binned(CL/SP) Count(volume)
Lane No 1 2


Direction Channel 1 _____
Direction Channel 2 _____
Unique ID# _____

Counter No. 451963 Count ID HPMS
SR 502 RRT/RRQ _____ MP 5.03
Leg 1 Direction WB OSID _____

Station Description ON SR 502 W/O NE 72ND AVE

Date	Day	Time	Comments		
10/31/11	2	1114	Manual (1) 5 (2) _____ Counter (1) 5 (2)	SET OK	RT/CP 6.4
11/1	3	1108	Manual (1) 29 (2) _____ Counter (1) 29 (2)	CHECK OK	RT/CP 6.3
11/2	4	0756	Manual (1) 20 (2) _____ Counter (1) 20 (2)	CHECK OK	RT/CP 6.3
11/3	5	1145	Manual (1) 3 (2) _____ Counter (1) 3 (2)	CHECK OK	RT/CP 6.3
11/4	6	0846	Manual (1) 1 (2) _____ Counter (1) 1 (2)	P/U OK	RT/CP 6.3

Sketch



North

RT/CP

Field Person



Interval 60 min. 15 min.
 Binned(CL/SP) Count(volume)
Lane No 1 2

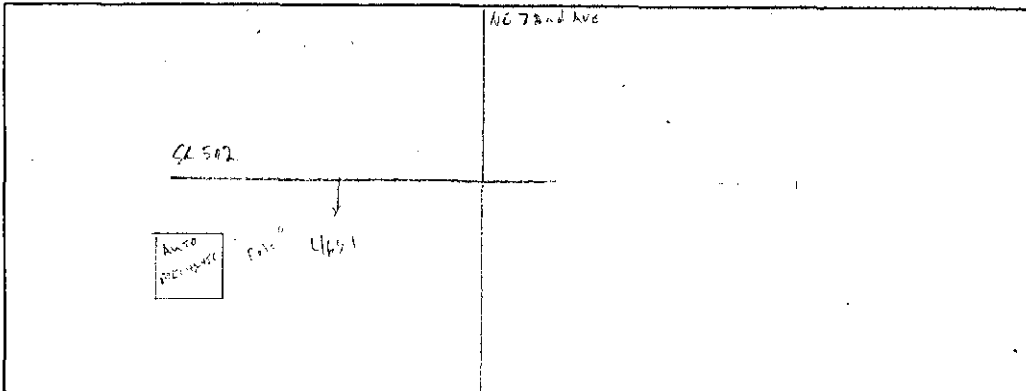
Direction Channel 1 _____
Direction Channel 2 _____
Unique ID# _____

Counter No. 454651 Count ID HPMS
SR 502 RRT/RRQ _____ MP 5.03
Leg 1 Direction EB OSID _____

Station Description ON SR 502 W/O NE 72ND AVE

Date	Day	Time	Comments		
10/31/11	2	1119	Manual (1) <u>5</u> (2) _____ Counter (1) <u>5</u> (2) _____	SET OK	RT/CP 5.9
11/1	3	1107	Manual (1) <u>32</u> (2) _____ Counter (1) <u>32</u> (2) _____	CHECK OK	RT/CP 5.8
11/2	4	0755	Manual (1) <u>11</u> (2) _____ Counter (1) <u>11</u> (2) _____	CHECK OK	RT/CP 5.8
11/3	5	1145	Manual (1) <u>3</u> (2) _____ Counter (1) <u>3</u> (2) _____	CHECK OK	RT/CP 5.9
11/4	6	0843	Manual (1) <u>1</u> (2) _____ Counter (1) <u>1</u> (2) _____	P/U OK	RT/CP 5.8

Sketch



RT/CP

Field Person

COUNT IDENTIFIER	HPMS	COUNTER NUMBER	451963	DESCRIPTION: ON SR 502 W/O NE 72ND AVE	AM PEAK HOUR 0000 TO 0000 VOLUME	PM PEAK HOUR 0245 TO 0345 VOLUME	AM PEAK HOUR 0630 TO 0730 VOLUME	PM PEAK HOUR 0245 TO 0345 VOLUME	AM TOTAL	PM TOTAL	DAILY TOTAL							
10/31/11 MONDAY																		
12	1	2	3	4	5	6	7	8	9	10	11							
1	2	3	4	5	6	7	8	9	10	11	TOTAL							
00-15					96	112	99	126	123	113	92	66	84	62	35	23		
15-30					118	109	128	105	115	101	118	95	60	75	58	24		
30-45					113	116	117	111	113	95	96	87	70	89	73	29		
45-00					102	100	102	120	109	94	83	67	80	51	34	18		
HOUR																		
TOT					333	421	459	435	463	413	410	346	263	328	244	148	94	4357

COUNT IDENTIFIER	HPMS	COUNTER NUMBER	451963	DESCRIPTION: ON SR 502 W/O NE 72ND AVE	AM PEAK HOUR 0000 TO 0000 VOLUME	PM PEAK HOUR 0245 TO 0345 VOLUME	AM PEAK HOUR 0615 TO 0715 VOLUME	PM PEAK HOUR 0500 TO 0600 VOLUME	AM TOTAL	PM TOTAL	DAILY TOTAL														
11/01/11 TUESDAY																									
12	1	2	3	4	5	6	7	8	9	10	11														
1	2	3	4	5	6	7	8	9	10	11	TOTAL														
00-15					32	89	161	183	148	112	132	102	96	109	103	132	126	126	108	76	57	59	27	25	
15-30					48	98	181	177	135	118	120	115	111	110	112	117	99	131	103	68	67	59	28	24	
30-45					71	144	218	184	129	128	134	135	111	114	115	138	113	143	87	66	70	61	29	12	
45-00					59	113	167	158	102	107	107	119	109	114	113	121	117	127	78	48	39	40	27	23	
HOUR																									
TOT					210	444	727	702	542	460	493	471	427	447	443	508	455	527	376	258	233	219	111	84	8442

COUNT IDENTIFIER	HPMS	COUNTER NUMBER	451963	DESCRIPTION: ON SR 502 W/O NE 72ND AVE	AM PEAK HOUR 0630 TO 0730 VOLUME	PM PEAK HOUR 0245 TO 0345 VOLUME	AM PEAK HOUR 0615 TO 0715 VOLUME	PM PEAK HOUR 0500 TO 0600 VOLUME	AM TOTAL	PM TOTAL	DAILY TOTAL														
11/02/11 WEDNESDAY																									
12	1	2	3	4	5	6	7	8	9	10	11														
1	2	3	4	5	6	7	8	9	10	11	TOTAL														
00-15					34	88	159	163	141	135	130	88	118	118	104	117	108	115	94	65	55	46	36	22	
15-30					35	95	201	205	150	115	128	111	83	120	111	125	104	120	106	51	53	47	26	30	
30-45					67	118	194	171	148	151	85	107	128	131	109	113	120	118	70	67	45	48	22	8	
45-00					73	131	170	148	138	111	99	95	120	122	138	119	114	101	74	43	61	31	28	12	
HOUR																									
TOT					209	432	724	687	577	512	442	401	449	491	462	474	446	454	344	226	214	172	112	72	8214

SR 502 MP 005.03 OFF SYSTEM ID. LEG 1 DIRECTION OF TRAFFIC WESTBOUND LANE ALL OF

COUNT IDENTIFIER	HPMS	COUNTER NUMBER	451963	DESCRIPTION: ON SR 502 W/O NE 72ND AVE	AM PEAK HOUR 0615 TO 0715 VOLUME	717	PM PEAK HOUR 0100 TO 0200 VOLUME	537	AM TOTAL	4350	PM TOTAL	4179												
11/03/11 THURSDAY																								
12	1	2	3	4	5	6	7	8	9	10	11	12												
1	2	3	4	5	6	7	8	9	10	11	12	TOTAL												
00-15	22	12	13	21	29	76	161	165	159	123	113	93	123	139	120	126	107	119	113	88	71	49	40	25
15-30	21	15	21	20	59	101	184	165	129	132	103	123	112	141	112	96	124	129	95	70	59	51	27	21
30-45	14	15	18	32	63	134	190	167	157	135	119	118	100	115	147	118	146	109	107	42	65	25	12	12
45-00	14	17	15	30	80	137	178	164	153	147	96	97	99	142	132	123	126	89	66	53	51	40	29	21
TOT	71	59	67	103	231	448	713	661	598	537	431	434	537	511	463	503	446	381	253	246	205	121	79	8529

11/04/11 FRIDAY	1	2	3	4	5	6	7	8	9	10	11	12	1	2	3	4	5	6	7	8	9	10	11	12	DAILY TOTAL
12	1	2	3	4	5	6	7	8	9	10	11	12	1	2	3	4	5	6	7	8	9	10	11	12	2725
1	2	3	4	5	6	7	8	9	10	11	12	1	2	3	4	5	6	7	8	9	10	11	12	TOTAL	2725
00-15	28	15	18	23	46	69	143	152	158																
15-30	16	21	16	19	34	102	174	183	130																
30-45	22	21	31	27	60	132	181	160	153																
45-00	12	10	21	24	67	139	133	187																	
TOT	78	65	86	93	207	442	631	682	441																2725

10/31/11 THRU 11/04/11 92
 3 DAYS
 AVG WEEKDAY VOL 8395 X SEASONAL ADJ. FACTOR 1.1100 = 9318 X AXLE CORR FACTOR 0.9805 = ESTIMATED AVG DAILY TRAFFIC 9136

FACTOR GROUP CB-02
 FACTOR GROUP GR-B2

SR 502 MP 005.03 OFF SYSTEM ID. LEG 1 DIRECTION OF TRAFFIC EASTBOUND LANE ALL OF
 COUNT IDENTIFIER HPMS COUNTER NUMBER 454651 DESCRIPTION: ON SR 502 W/O NE 72ND AVE

COUNT IDENTIFIER	HPMS	AM HOURS												PM HOURS												AM TOTAL	PM TOTAL	DAILY TOTAL													
		1	2	3	4	5	6	7	8	9	10	11	12	1	2	3	4	5	6	7	8	9	10	11	12																
10/31/11 MONDAY		12	1	2	3	4	5	6	7	8	9	10	11	12	1	2	3	4	5	6	7	8	9	10	11	12	206	431	501	527	684	772	758	561	315	324	312	188	127	5706	
00-15																																									
15-30																																									
30-45																																									
45-00																																									
TOT		12	1	2	3	4	5	6	7	8	9	10	11	12	1	2	3	4	5	6	7	8	9	10	11	12	206	431	501	527	684	772	758	561	315	324	312	188	127	5706	

COUNT IDENTIFIER	HPMS	AM HOURS												PM HOURS												AM TOTAL	PM TOTAL	DAILY TOTAL															
		1	2	3	4	5	6	7	8	9	10	11	12	1	2	3	4	5	6	7	8	9	10	11	12																		
11/01/11 TUESDAY		12	1	2	3	4	5	6	7	8	9	10	11	12	1	2	3	4	5	6	7	8	9	10	11	12	334	259	363	382	440	532	491	640	764	812	669	428	332	263	183	143	8011
00-15																																											
15-30																																											
30-45																																											
45-00																																											
TOT		106	70	70	77	69	79	158	347	334	259	363	382	440	532	491	640	764	812	669	428	332	263	183	143	334	259	363	382	440	532	491	640	764	812	669	428	332	263	183	143	8011	

COUNT IDENTIFIER	HPMS	AM HOURS												PM HOURS												AM TOTAL	PM TOTAL	DAILY TOTAL															
		1	2	3	4	5	6	7	8	9	10	11	12	1	2	3	4	5	6	7	8	9	10	11	12																		
11/02/11 WEDNESDAY		12	1	2	3	4	5	6	7	8	9	10	11	12	1	2	3	4	5	6	7	8	9	10	11	12	325	348	311	386	415	468	523	633	782	785	611	373	311	260	176	129	7735
00-15																																											
15-30																																											
30-45																																											
45-00																																											
TOT		89	78	70	60	65	79	139	319	325	348	311	386	415	468	523	633	782	785	611	373	311	260	176	129	325	348	311	386	415	468	523	633	782	785	611	373	311	260	176	129	7735	

AM PEAK HOUR 1045 TO 1145 VOLUME 389 AM TOTAL 2314
 PM PEAK HOUR 0515 TO 0615 VOLUME 814 PM TOTAL 5697

AM PEAK HOUR 1100 TO 1200 VOLUME 386 AM TOTAL 2269
 PM PEAK HOUR 0445 TO 0545 VOLUME 820 PM TOTAL 5466

STATE OF WASHINGTON - DEPARTMENT OF TRANSPORTATION
TRIP SYSTEM
15 MINUTE TRAFFIC COUNT SUMMARY

SR 502 MP 005.03 OFF SYSTEM ID. LEG 1 DIRECTION OF TRAFFIC EASTBOUND LANE ALL OF

COUNT IDENTIFIER HPMS COUNTER NUMBER 454651 DESCRIPTION: ON SR 502 W/O NE 72ND AVE

11/03/11	THURSDAY												DAILY TOTAL										
	AM HOURS						PM HOURS																
	1	2	3	4	5	6	7	8	9	10	11	12											
00-15	32	22	13	17	18	13	24	50	83	69	85	81	113	122	162	170	194	142	120	81	96	59	
15-30	34	23	22	17	19	19	31	88	94	76	87	83	125	131	162	167	224	158	130	74	92	48	
30-45	27	15	14	10	9	20	43	108	86	96	82	114	134	123	144	168	197	198	177	100	81	49	
45-00	18	22	12	17	10	19	54	107	94	97	108	106	95	141	129	195	194	198	149	91	71	40	
TOT	111	82	61	61	56	71	152	353	357	338	362	384	469	508	516	687	728	814	626	441	318	312	
									AM PEAK HOUR 0730 TO 0830 VOLUME 392												AM TOTAL 2388		
									PM PEAK HOUR 0500 TO 0600 VOLUME 814													PM TOTAL 5769	

11/04/11	FRIDAY												DAILY TOTAL										
	AM HOURS						PM HOURS																
	1	2	3	4	5	6	7	8	9	10	11	12											
00-15	24	23	19	18	16	9	23	51	72														
15-30	32	19	13	16	15	12	30	105	97														
30-45	31	15	18	19	25	13	39	90															
45-00	23	19	12	17	15	24	49	101															
TOT	110	76	62	70	71	58	141	347	169														
									AM PEAK HOUR 0715 TO 0815 VOLUME 368												AM TOTAL 1104		
									PM PEAK HOUR 0000 TO 0000 VOLUME 0													PM TOTAL 0	

10/31/11 THRU 11/04/11
TOTAL HOURS FOR COUNT 92

3 DAYS AVG WEEKDAY VOL 7968 X SEASONAL ADJ. FACTOR 1.1100 = 8844 X AXLE CORR FACTOR 0.9805 = ESTIMATED AVG DAILY TRAFFIC 8672

FACTOR GROUP CB-02

FACTOR GROUP GR-B2

8672

DOT-RNB515A-B

STATE OF WASHINGTON - DEPARTMENT OF TRANSPORTATION

TRIP SYSTEM
15 MINUTE TRAFFIC COUNT SUMMARY

DATE 11/17/11
TIME 11:44:55
PAGE 103

SR 502 MP 005.03 OFF SYSTEM ID. LEG 1 DIRECTION OF TRAFFIC BOTH WAYS LANE ALL OF

COUNT IDENTIFIER HPMS COUNTER NUMBER 454651 DESCRIPTION: ON SR 502 W/O NE 72ND AVE

COUNT	IDENTIFIER	HPMS	AM HOURS												PM HOURS												DAILY TOTAL	
			1	2	3	4	5	6	7	8	9	10	11	12	1	2	3	4	5	6	7	8	9	10	11	12		
10/31/11	MONDAY		1	2	3	4	5	6	7	8	9	10	11	12	1	2	3	4	5	6	7	8	9	10	11	12		
00-15			12	1	2	3	4	5	6	7	8	9	10	11	12	189	236	215	283	330	309	264	150	157	130	91	58	
15-30			1	2	3	4	5	6	7	8	9	10	11	12	229	259	242	286	302	328	240	137	138	155	93	56		
30-45			1	2	3	4	5	6	7	8	9	10	11	12	216	232	237	245	279	277	222	142	175	152	73	65		
45-00			1	2	3	4	5	6	7	8	9	10	11	12	205	202	228	260	300	274	254	181	149	182	119	79	42	
TOT			421	852	960	962	1147	1185	1168	907	578	652	556	336	221	9945										421		
			AM PEAK HOUR	0000 TO 0000 VOLUME	0	AM TOTAL	421													PM TOTAL	9524							
			PM PEAK HOUR	0345 TO 0445 VOLUME	1211	PM TOTAL	9524																					

COUNT	IDENTIFIER	HPMS	AM HOURS												PM HOURS												DAILY TOTAL												
			1	2	3	4	5	6	7	8	9	10	11	12	1	2	3	4	5	6	7	8	9	10	11	12													
11/01/11	TUESDAY		1	2	3	4	5	6	7	8	9	10	11	12	1	2	3	4	5	6	7	8	9	10	11	12													
00-15			12	1	2	3	4	5	6	7	8	9	10	11	12	50	26	43	46	45	109	182	228	224	167	215	196	198	236	216	293	303	311	295	194	159	140	86	61
15-30			1	2	3	4	5	6	7	8	9	10	11	12	49	43	21	35	68	118	118	227	266	225	187	217	202	239	226	227	278	302	339	260	173	148	126	70	67
30-45			1	2	3	4	5	6	7	8	9	10	11	12	47	23	28	47	90	163	254	290	208	188	211	237	223	238	247	288	300	354	265	177	155	120	66	39	
45-00			1	2	3	4	5	6	7	8	9	10	11	12	37	36	40	57	76	133	222	265	219	177	213	218	207	279	244	289	314	335	225	142	105	96	72	60	
TOT			183	128	132	185	279	523	885	1049	876	719	856	853	867	979	934	1148	1219	1339	1045	686	565	482	294	227	16453												
			AM PEAK HOUR	0700 TO 0800 VOLUME	1049	AM TOTAL	6668													PM TOTAL	9785																		
			PM PEAK HOUR	0500 TO 0600 VOLUME	1339	PM TOTAL	9785																																

COUNT	IDENTIFIER	HPMS	AM HOURS												PM HOURS												DAILY TOTAL													
			1	2	3	4	5	6	7	8	9	10	11	12	1	2	3	4	5	6	7	8	9	10	11	12														
11/02/11	WEDNESDAY		1	2	3	4	5	6	7	8	9	10	11	12	1	2	3	4	5	6	7	8	9	10	11	12														
00-15			12	1	2	3	4	5	6	7	8	9	10	11	12	47	37	37	48	25	46	104	180	219	199	219	205	176	210	230	228	272	310	311	264	174	128	129	78	54
15-30			1	2	3	4	5	6	7	8	9	10	11	12	47	37	34	43	43	58	119	229	284	230	210	202	206	208	229	249	289	295	328	251	132	126	117	85	64	
30-45			1	2	3	4	5	6	7	8	9	10	11	12	31	38	29	47	47	86	134	232	253	247	230	170	212	221	253	236	254	302	327	209	171	120	115	59	39	
45-00			1	2	3	4	5	6	7	8	9	10	11	12	35	27	43	43	84	154	222	250	226	201	176	193	225	247	272	292	321	273	231	122	151	71	66	44		
TOT			160	139	154	158	274	511	863	1006	902	860	753	787	864	959	985	1107	1228	1239	955	599	525	432	288	201	15949													
			AM PEAK HOUR	0700 TO 0800 VOLUME	1006	AM TOTAL	6567													PM TOTAL	9382																			
			PM PEAK HOUR	0445 TO 0545 VOLUME	1287	PM TOTAL	9382																																	

DOT-RNB515A-B

STATE OF WASHINGTON - DEPARTMENT OF TRANSPORTATION
TRIP SYSTEM
15 MINUTE TRAFFIC COUNT SUMMARY

DATE 11/17/11
TIME 11:44:55
PAGE 104

SR 502 MP 005.03 OFF SYSTEM ID. LEG 1 DIRECTION OF TRAFFIC BOTH WAYS LANE ALL OF
COUNT IDENTIFIER HPMS COUNTER NUMBER 454651 DESCRIPTION: ON SR 502 W/O NE 72ND AVE

11/03/11 THURSDAY	AM HOURS												PM HOURS												DAILY TOTAL
	1	2	3	4	5	6	7	8	9	10	11	12	1	2	3	4	5	6	7	8	9	10	11	12	
12	1	2	3	4	5	6	7	8	9	10	11	12	1	2	3	4	5	6	7	8	9	10	11	12	16686
TOT	182	141	128	164	287	519	865	1014	955	875	793	815	903	1045	1027	1150	1231	1260	1007	694	564	517	317	233	
	AM PEAK HOUR 0715 TO 0815 VOLUME 1041												PM PEAK HOUR 0430 TO 0530 VOLUME 1329												AM TOTAL 6738
	AM PEAK HOUR 0000 TO 0000 VOLUME 0												PM PEAK HOUR 0000 TO 0000 VOLUME 0												PM TOTAL 9948

11/04/11 FRIDAY	AM HOURS												PM HOURS												DAILY TOTAL
	1	2	3	4	5	6	7	8	9	10	11	12	1	2	3	4	5	6	7	8	9	10	11	12	
12	1	2	3	4	5	6	7	8	9	10	11	12	1	2	3	4	5	6	7	8	9	10	11	12	3676
TOT	188	141	148	163	278	500	772	1029	457																
	AM PEAK HOUR 0715 TO 0815 VOLUME 1056												PM PEAK HOUR 0000 TO 0000 VOLUME 0												AM TOTAL 3676
	AM PEAK HOUR 0000 TO 0000 VOLUME 0												PM PEAK HOUR 0000 TO 0000 VOLUME 0												PM TOTAL 0

10/31/11 THRU 11/04/11
TOTAL HOURS FOR COUNT 92

3 DAYS FACTOR GROUP CB-02 FACTOR GROUP GR-82
AVG WEEKDAY VOL 16363 X SEASONAL ADJ. FACTOR 1.1100 = 18163 X AXLE CORR FACTOR 0.9805 = ESTIMATED AVG DAILY TRAFFIC 17809
PEAK HOUR PERCENTAGES: K = 8.18 D = 60.64
PEAK HOUR LOCATION : VOLUME = 1339 DATE: 11/01/11 TIME: 05:00 PM

Note: Count High