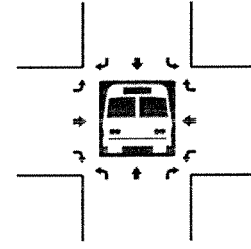
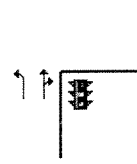
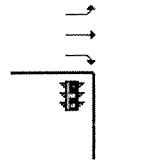
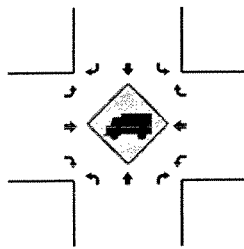
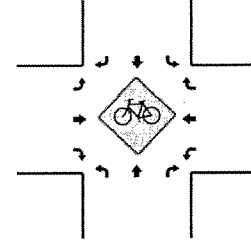
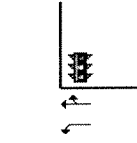
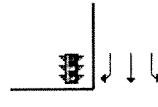
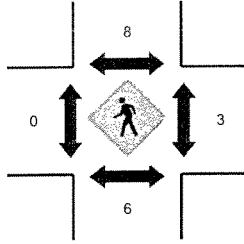
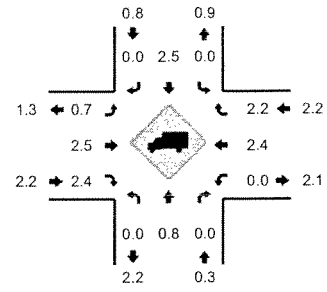
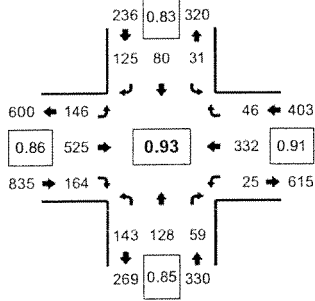


LOCATION: N Parkway Ave -- W Main St (SR 502)
 CITY/STATE: Battle Ground, WA

QC JOB #: 10331708
 DATE: 2/26/2008

Peak-Hour: 5:00 PM -- 6:00 PM
 Peak 15-Min: 5:00 PM -- 5:15 PM



5-Min Count Period Beginning At	N Parkway Ave (Northbound)				N Parkway Ave (Southbound)				W Main St (SR 502) (Eastbound)				W Main St (SR 502) (Westbound)				Total	Hourly Totals
	Left	Thru	Right	U	Left	Thru	Right	U	Left	Thru	Right	U	Left	Thru	Right	U		
4:00 PM	15	7	0	0	2	4	5	0	11	44	15	0	0	32	1	0	136	
4:05 PM	12	6	4	0	4	3	3	0	11	51	11	0	4	30	2	0	141	
4:10 PM	7	3	1	0	4	4	3	0	15	35	14	0	1	28	1	0	116	
4:15 PM	15	6	2	0	5	9	7	0	7	34	19	0	0	23	2	0	129	
4:20 PM	7	8	5	0	2	8	11	0	20	50	9	0	1	28	2	0	151	
4:25 PM	18	16	3	0	6	4	9	0	12	41	15	0	0	20	3	0	147	
4:30 PM	12	10	0	0	5	3	3	0	6	50	9	0	3	29	2	0	132	
4:35 PM	9	9	5	0	4	10	14	0	16	48	15	0	4	35	5	0	174	
4:40 PM	6	5	4	0	2	4	3	0	14	43	12	0	2	26	5	0	126	
4:45 PM	8	11	3	0	4	3	13	0	13	34	11	0	0	21	3	0	124	
4:50 PM	15	13	2	0	1	4	13	0	13	27	13	0	2	30	3	0	136	
4:55 PM	13	16	6	0	1	10	14	0	13	31	15	0	1	25	3	0	148	1660
5:00 PM	17	12	10	0	1	12	5	0	15	38	11	0	5	32	7	0	165	1689
5:05 PM	19	11	5	0	1	5	8	0	14	53	19	0	4	27	6	0	172	1720
5:10 PM	14	7	2	0	1	7	13	0	12	48	12	0	1	26	3	0	146	1750
5:15 PM	10	12	5	0	2	7	8	0	19	51	15	0	1	26	2	0	158	1779
5:20 PM	13	9	6	0	3	3	11	0	9	31	17	0	2	16	5	0	125	1753
5:25 PM	12	9	5	0	1	7	8	0	12	47	20	0	2	36	3	0	162	1768
5:30 PM	4	9	10	0	1	7	11	0	10	45	10	0	0	36	5	0	148	1784
5:35 PM	12	13	4	0	7	6	18	0	11	40	13	0	1	19	3	0	147	1757
5:40 PM	10	16	1	0	2	5	13	0	12	39	14	0	2	22	4	0	140	1771
5:45 PM	11	10	6	0	3	8	9	0	13	46	11	0	0	27	2	0	146	1793
5:50 PM	15	11	3	0	7	7	12	0	9	39	11	0	4	34	5	0	157	1814
5:55 PM	6	9	2	0	2	6	9	0	10	48	11	0	3	31	1	0	138	1804
Peak 15-Min Flowrates	Northbound				Southbound				Eastbound				Westbound				Total	
All Vehicles	200	120	68	0	12	96	104	0	164	556	168	0	40	340	64	0	1932	
Heavy Trucks	0	0	0	0	0	0	0	0	0	16	0	0	0	12	0	0	28	
Pedestrians		8				8				0				8			24	
Bicycles																		
Railroad																		
Stopped Buses																		

Comments: