

Roadway Survey Field Sheet

0339C-200403.PDF

TS Project # 04-108 Map _____ Grid _____ Start Time 3:30 # Of Days _____

Location: 83RD + ANDRESEN
City: VANCOOVER

Type of Survey
 Volume
 Speed
 Classification

Start Date: 3/16/04
 S M T W T F S
 End Date: _____
 S M T W T F S

Counters _____
Tubes _____

SITE EVALUATION

	YES	NO	???
Vehicles Crossing Tube Perpendicular	<input checked="" type="checkbox"/>	<input type="checkbox"/>	<input type="checkbox"/>
Do You Anticipate Queing Across Tube	<input type="checkbox"/>	<input type="checkbox"/>	<input checked="" type="checkbox"/>
Speed Greater Than 20 Miles / Hour	<input checked="" type="checkbox"/>	<input type="checkbox"/>	<input type="checkbox"/>
Tube Crosses More Than 2 Lanes	<input type="checkbox"/>	<input type="checkbox"/>	<input type="checkbox"/>

SPEED: High _____ Mph Low _____ Mph

POSTED SPEED

<input type="checkbox"/> None	<input checked="" type="checkbox"/> 40 Mph
<input type="checkbox"/> 25 Mph	<input type="checkbox"/> 45 Mph
<input type="checkbox"/> 30 Mph	<input type="checkbox"/> 50 Mph
<input type="checkbox"/> 35 Mph	<input type="checkbox"/> 55 Mph
<input type="checkbox"/> Other: _____	

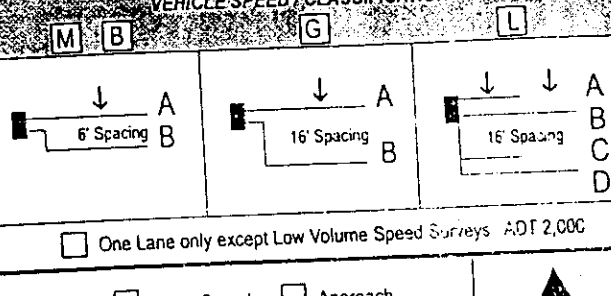
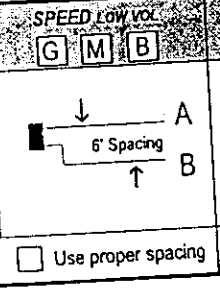
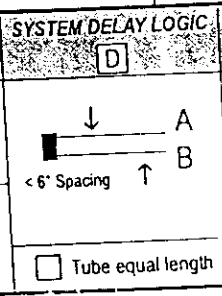
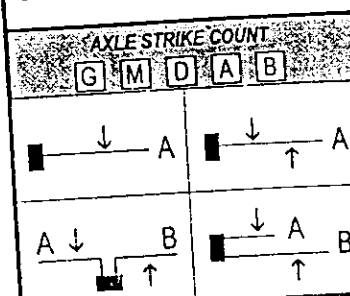
DWELL TIME

LOWEST SPEED	HIGHEST SPEED				
	10-20	15-30	25-40	35-45	> 45
MPH	200	130	100	80	40
Standing Queue	130	90	70	60	40
5 - 10 MPH	100	80	60	40	40
> 10 MPH					

(TAD, TBD) [A] [B] [M] [D]

DWELL (TAD, TBD) _____

Use 2 Counters if Traffic Conditions are different in each direction.



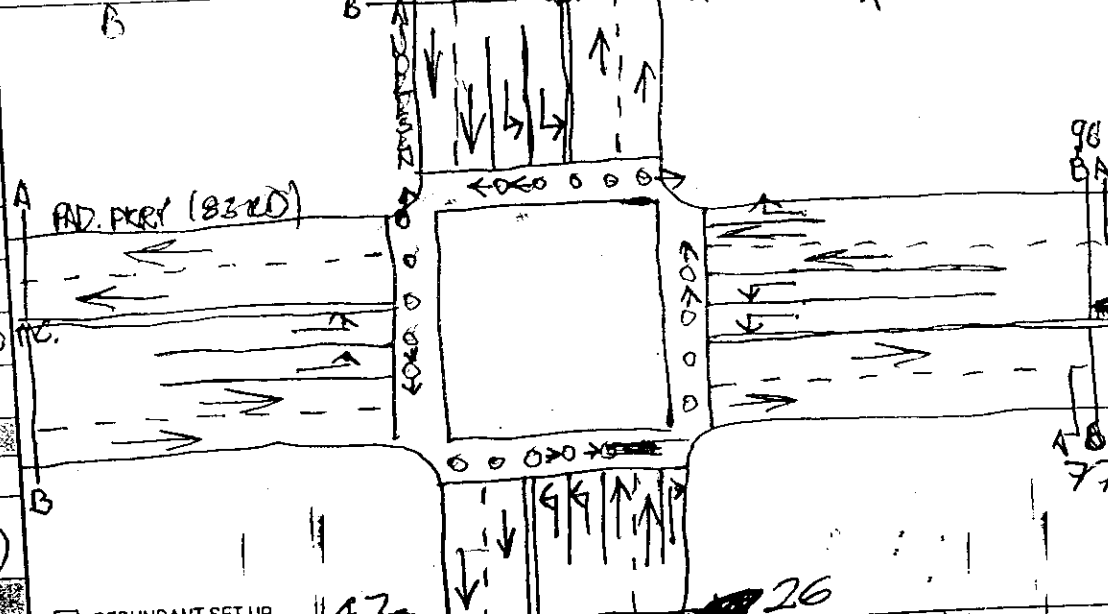

COUNTER / SET DOWN

Type	<u>M. C. / MAX</u>			
No.	<u>52</u>	<u>70</u>	<u>96</u>	<u>59</u>
Box	<u>X35</u>	<u>X86</u>	<u>X34</u>	<u>A6</u>
Tube Length	_____			
<input type="checkbox"/> Hammer Test				
CHECK	DATE	TIME		
P F				
P F				
P F				
P F				
P F				

DIRECTION: East Bound West Bound North Bound South Bound Approach

COMBINED: East / West North / South DRWY: Combined In-Bound Out-Bound

ROAD: Dry Wet Asphalt Concrete Broken Rutted Curved



PICK-UP

Hammer Test

Date: 5/18/04 Time: 11:20

FILE NAMES

18ANDS26
11 42
18ANDN52
1883DW70
1883DE96
11 77

REDUNDANT SET-UP

Remarks: WEATHER: Sunny Overcast Rain Snow

Surveyed By: M.P.

TRAFFIC SMITHY
 1225 NW Murray Blvd. Suite 111
 Portland, OR 97229
 Phone: 503/641-6333 - Fax: 503/643-8866

TRAFFIC SMITHY, INC

1225 NW MURRAY BLVD

PORTLAND, OR 97209

Phone: 503-641-6333 Fax: 503-643-8866

Roadway: ANDRESEN

Location: SOUTH OF 83RD STREET

Date: 03/17/04

Day of Week: Wednesday

NB Traffic

TIME	:00	:05	:10	:15	:20	:25	:30	:35	:40	:45	:50	:55	Total
00:00	3	3	6	4	4	5	4	3	6	0	0	1	39
01:00	0	3	2	5	3	1	0	3	2	4	3	1	27
02:00	5	1	1	1	2	3	2	1	1	0	3	0	20
03:00	1	1	1	2	0	1	1	2	3	4	3	2	21
04:00	3	2	4	2	3	3	1	8	5	5	4	7	47
05:00	2	8	7	6	6	9	15	9	15	9	13	12	111
06:00	7	11	15	13	15	27	21	22	33	36	18	31	249
07:00	35	30	30	38	28	40	20	37	30	27	30	25	370
08:00	28	40	49	46	51	52	36	33	43	29	38	37	482
09:00	27	37	29	37	31	48	27	39	30	23	34	31	393
10:00	38	29	36	36	35	41	25	37	39	55	48	46	465
11:00	38	50	37	44	46	37	48	62	54	67	45	57	585
12:00	49	45	45	52	51	43	44	38	57	46	38	32	540
13:00	44	52	53	45	42	58	63	41	64	50	37	49	598
14:00	46	70	50	51	53	33	53	49	66	38	60	50	619
15:00	84	73	59	70	59	48	50	62	55	77	57	58	752
16:00	56	58	72	79	39	80	56	64	65	52	67	52	740
17:00	66	83	60	101	67	63	70	46	56	56	51	55	774
18:00	56	67	49	51	67	53	59	54	46	39	64	41	646
19:00	46	48	57	38	47	33	32	35	33	34	23	33	459
20:00	37	41	57	39	60	40	32	32	28	39	34	42	481
21:00	40	38	34	35	36	37	23	25	19	21	25	15	348
22:00	24	17	23	14	19	19	9	12	12	9	10	11	179
23:00	14	5	3	6	5	9	5	9	6	2	7	4	75

Daily Total: 9020

AM Peak Hour: 585 (11:00 - 12:00)

6.48% Of Daily Total

PM Peak Hour: 813 (16:25 - 17:25)

9.01% Of Daily Total

4th Highest Hour: 646 (18:00 - 19:00)

7.16% Of Daily Total

8th Highest Hour: 540 (12:00 - 13:00)

5.98% Of Daily Total

TRAFFIC SMITHY, INC

1225 NW MURRAY BLVD

PORTLAND, OR 97209

Phone: 503-641-6333 Fax: 503-643-8866

Roadway: ANDRESEN

Location: SOUTH OF 83RD STREET

Date: 03/17/04

Day of Week: Wednesday

SB Traffic

TIME	:00	:05	:10	:15	:20	:25	:30	:35	:40	:45	:50	:55	Total
00:00	4	3	4	4	2	5	2	1	3	5	2	2	37
01:00	1	1	0	1	1	0	0	2	1	1	3	2	13
02:00	1	1	2	3	2	0	1	2	0	1	0	1	14
03:00	0	1	5	0	1	3	5	1	1	1	2	2	22
04:00	0	0	0	4	2	6	5	0	3	4	5	5	34
05:00	3	5	6	0	10	6	16	8	16	14	21	16	121
06:00	14	12	19	15	15	34	29	23	51	27	29	25	293
07:00	31	24	45	35	58	32	61	60	55	65	49	57	572
08:00	47	44	55	48	40	58	51	33	57	42	70	48	593
09:00	46	57	41	46	40	26	46	43	45	39	39	15	483
10:00	38	39	42	32	39	38	22	29	41	56	43	29	448
11:00	39	34	46	49	41	34	48	44	42	38	30	57	502
12:00	39	53	37	41	39	45	44	28	51	39	50	39	505
13:00	42	46	31	41	54	42	39	37	42	34	35	46	489
14:00	48	39	42	46	39	45	42	41	52	42	47	51	534
15:00	57	50	63	50	46	56	68	47	60	55	45	61	658
16:00	50	61	41	54	61	52	45	49	48	72	24	68	625
17:00	49	42	61	53	54	30	68	45	46	52	62	44	606
18:00	60	58	46	56	58	56	54	57	70	55	63	46	679
19:00	43	35	40	24	29	26	27	19	30	28	30	33	364
20:00	34	25	20	29	26	24	25	22	21	17	23	23	289
21:00	29	13	24	15	20	16	12	22	18	15	13	11	208
22:00	15	12	10	9	15	10	17	13	4	9	9	6	129
23:00	2	5	6	5	5	7	11	4	7	7	5	9	73

Daily Total: 8291

AM Peak Hour: 639 (07:30 - 08:30)

7.70% Of Daily Total

PM Peak Hour: 679 (18:00 - 19:00)

8.18% Of Daily Total

4th Highest Hour: 606 (17:00 - 18:00)

7.30% Of Daily Total

8th Highest Hour: 505 (12:00 - 13:00)

6.09% Of Daily Total

TRAFFIC SMITHY, INC

1225 NW MURRAY BLVD

PORTLAND, OR 97209

Phone: 503-641-6333 Fax: 503-643-8866

Roadway: NE ANDRESEN

Location: NORTH OF 83RD STREET

Date: 03/17/04

Day of Week: Wednesday

NB Traffic

TIME	:00	:05	:10	:15	:20	:25	:30	:35	:40	:45	:50	:55	Total
00:00	9	11	9	11	8	5	2	15	4	3	1	2	80
01:00	5	0	8	10	4	0	4	6	5	3	1	3	49
02:00	4	6	6	3	3	5	5	5	1	7	3	2	50
03:00	2	0	5	4	0	1	2	2	5	4	1	3	29
04:00	2	4	5	5	2	8	6	15	9	8	4	9	77
05:00	6	4	10	12	12	8	17	25	19	22	15	20	170
06:00	18	21	21	20	23	33	37	41	49	52	37	38	390
07:00	42	41	40	47	56	38	41	74	57	69	57	40	602
08:00	49	53	56	46	63	62	50	62	58	61	61	49	670
09:00	45	62	65	51	71	46	75	40	68	46	65	54	688
10:00	51	66	68	65	56	57	58	61	62	51	79	47	721
11:00	69	76	71	74	80	73	86	79	72	83	78	80	921
12:00	84	67	76	79	64	72	80	79	82	72	67	86	908
13:00	83	91	72	88	73	95	61	88	66	86	65	74	942
14:00	95	85	77	90	74	86	66	102	76	104	92	116	1063
15:00	102	91	107	74	94	86	95	98	105	108	96	124	1180
16:00	103	110	110	105	88	123	85	108	110	93	108	110	1253
17:00	119	111	128	126	114	94	111	101	97	94	80	81	1256
18:00	99	121	88	91	82	94	76	79	77	75	60	75	1017
19:00	61	85	66	66	62	53	56	47	64	37	51	42	690
20:00	53	55	55	69	52	44	62	47	45	55	31	64	632
21:00	42	48	39	48	46	43	41	33	29	43	37	31	480
22:00	35	25	25	38	26	26	18	18	13	12	19	8	263
23:00	11	13	22	12	17	18	18	13	15	14	10	9	172

Daily Total: 14303

AM Peak Hour: 921 (11:00 - 12:00)

PM Peak Hour: 1335 (16:25 - 17:25)

4th Highest Hour: 1063 (14:00 - 15:00)

8th Highest Hour: 908 (12:00 - 13:00)

6.43% Of Daily Total

9.33% Of Daily Total

7.43% Of Daily Total

6.34% Of Daily Total

TRAFFIC SMITHY, INC

1225 NW MURRAY BLVD

PORTLAND, OR 97209

Phone: 503-641-6333 Fax: 503-643-8866

Roadway: NE ANDRESEN

Location: NORTH OF 83RD STREET

Date: 03/17/04

Day of Week: Wednesday

SB Traffic

TIME	:00	:05	:10	:15	:20	:25	:30	:35	:40	:45	:50	:55	Total
00:00	4	4	5	3	6	3	3	7	5	9	4	2	55
01:00	1	7	2	0	4	1	1	0	3	5	2	3	29
02:00	7	5	4	4	5	5	7	4	2	2	3	3	51
03:00	4	9	2	4	7	1	4	3	2	2	1	6	45
04:00	4	6	4	5	12	9	7	13	15	12	18	17	122
05:00	18	22	20	25	30	35	37	39	42	28	41	40	377
06:00	53	44	64	74	72	80	100	68	82	72	63	71	843
07:00	74	68	100	75	88	95	133	100	97	75	86	67	1058
08:00	78	83	64	83	71	86	75	91	68	91	81	76	947
09:00	63	52	69	76	58	71	73	74	64	45	61	56	762
10:00	68	75	73	65	59	53	53	67	69	49	77	57	765
11:00	80	68	66	83	57	88	61	62	60	81	70	79	855
12:00	69	66	79	71	74	65	65	77	73	87	59	61	846
13:00	77	77	73	73	77	66	78	64	69	63	74	68	859
14:00	61	70	70	68	77	60	73	65	64	68	90	62	828
15:00	65	67	65	57	79	75	74	68	88	69	80	58	845
16:00	109	73	72	69	65	68	86	74	86	57	72	83	914
17:00	90	84	87	59	74	84	79	75	94	50	54	56	886
18:00	72	79	66	62	60	70	80	79	67	60	59	55	809
19:00	47	50	42	38	35	42	28	51	37	34	28	31	463
20:00	40	31	41	41	26	43	34	29	23	36	32	32	408
21:00	18	31	17	21	31	19	22	16	17	18	13	19	242
22:00	27	12	21	23	16	14	13	5	12	18	7	14	182
23:00	14	7	14	10	6	7	6	6	9	10	1	6	96

Daily Total: 13287

AM Peak Hour: 1077 (07:10 - 08:10)

8.10% Of Daily Total

PM Peak Hour: 938 (16:45 - 17:45)

7.05% Of Daily Total

4th Highest Hour: 886 (17:00 - 18:00)

6.66% Of Daily Total

8th Highest Hour: 845 (15:00 - 16:00)

6.35% Of Daily Total

TRAFFIC SMITHY, INC

1225 NW MURRAY BLVD

PORTLAND, OR 97209

Phone: 503-641-6333 Fax: 503-643-8866

Roadway: 83RD STREET - PADDEN PARKWAY

Location: WEST OF ANDRESEN

Date: 03/17/04

Day of Week: Wednesday

WB Traffic

TIME	:00	:05	:10	:15	:20	:25	:30	:35	:40	:45	:50	:55	Total
00:00	2	8	2	8	5	3	10	0	3	5	1	4	51
01:00	2	2	3	3	4	1	1	0	3	0	3	2	24
02:00	0	2	3	1	3	1	3	3	2	2	4	1	25
03:00	4	7	11	9	1	1	1	6	3	0	1	6	50
04:00	2	3	3	3	6	2	0	4	4	4	14	4	49
05:00	5	11	4	8	16	19	15	13	16	37	26	26	196
06:00	31	29	18	33	35	38	38	35	58	45	38	33	431
07:00	54	33	33	65	42	55	77	49	66	54	90	47	665
08:00	54	44	52	58	53	52	41	50	58	45	38	45	590
09:00	49	31	50	23	36	39	42	43	36	39	24	36	448
10:00	37	27	38	22	31	39	38	49	31	36	20	48	416
11:00	37	35	32	35	37	40	42	38	44	31	35	34	440
12:00	41	46	45	28	38	51	34	56	32	42	67	29	509
13:00	30	37	32	62	32	41	29	44	32	48	33	50	470
14:00	47	32	51	49	44	52	50	49	50	53	66	54	597
15:00	50	50	41	49	58	44	44	54	59	57	66	49	621
16:00	61	51	58	56	70	50	62	59	43	47	71	61	689
17:00	52	77	89	68	59	52	57	49	59	66	38	62	728
18:00	37	48	52	43	55	47	27	52	30	45	37	33	506
19:00	46	35	28	34	29	24	25	33	16	27	24	27	348
20:00	26	15	30	27	18	19	25	16	22	19	25	24	266
21:00	23	19	27	20	19	16	16	15	9	16	10	17	207
22:00	17	12	10	10	8	6	12	11	7	4	8	9	114
23:00	11	9	10	7	11	6	3	4	4	4	3	6	78

Daily Total: 8518

AM Peak Hour: 699 (07:25 - 08:25)

8.20% Of Daily Total

PM Peak Hour: 760 (16:50 - 17:50)

8.92% Of Daily Total

4th Highest Hour: 621 (15:00 - 16:00)

7.29% Of Daily Total

8th Highest Hour: 506 (18:00 - 19:00)

5.94% Of Daily Total

TRAFFIC SMITHY, INC

1225 NW MURRAY BLVD

PORTLAND, OR 97209

Phone: 503-641-6333 Fax: 503-643-8866

Roadway: 83RD STREET - PADDEN PARKWAY

Location: WEST OF ANDRESEN

Date: 03/17/04

Day of Week: Wednesday

EB Traffic

TIME	:00	:05	:10	:15	:20	:25	:30	:35	:40	:45	:50	:55	Total
00:00	3	4	0	3	2	7	2	2	3	8	3	2	39
01:00	5	1	0	2	4	2	3	1	2	1	0	2	23
02:00	0	3	0	0	2	0	0	3	0	0	0	2	10
03:00	2	1	1	3	3	0	5	4	2	1	1	1	24
04:00	1	0	2	2	2	11	3	6	4	5	8	6	50
05:00	4	7	5	16	9	11	8	16	8	16	12	15	127
06:00	9	11	17	32	24	18	31	44	31	22	52	36	327
07:00	48	36	54	42	43	62	35	45	58	46	43	45	557
08:00	44	40	41	39	41	51	48	28	45	47	54	30	508
09:00	29	26	33	29	32	42	43	31	25	33	22	30	375
10:00	29	31	35	41	33	29	38	30	43	38	28	23	398
11:00	25	29	51	25	34	31	29	29	21	42	40	34	390
12:00	58	30	44	42	42	31	27	39	37	36	43	31	460
13:00	38	53	38	29	47	31	37	43	35	52	38	24	465
14:00	35	38	42	44	38	43	44	38	48	43	59	39	511
15:00	47	69	57	56	67	41	73	59	56	60	40	48	673
16:00	55	64	66	44	63	51	58	67	51	53	44	52	668
17:00	69	90	51	63	69	63	63	41	52	50	40	53	704
18:00	38	41	63	48	47	36	40	36	35	31	32	22	469
19:00	42	43	29	31	24	22	19	22	26	25	13	21	317
20:00	19	22	33	33	37	27	30	30	34	26	15	19	325
21:00	26	13	24	19	13	23	15	22	13	9	18	9	204
22:00	14	24	9	10	8	8	10	12	9	10	3	11	128
23:00	10	9	9	10	5	6	6	11	11	4	1	14	96

Daily Total: 7848

AM Peak Hour: 557 (06:50 - 07:50)

PM Peak Hour: 735 (16:35 - 17:35)

4th Highest Hour: 557 (07:00 - 08:00)

8th Highest Hour: 465 (13:00 - 14:00)

7.09% Of Daily Total

9.36% Of Daily Total

7.09% Of Daily Total

5.92% Of Daily Total

TRAFFIC SMITHY, INC

1225 NW MURRAY BLVD

PORTLAND, OR 97209

Phone: 503-641-6333 Fax: 503-643-8866

Roadway: 83RD STREET

Location: EAST OF ANDRESEN

Date: 03/17/04

Day of Week: Wednesday

WB-INNER LANE Traffic

TIME	:00	:05	:10	:15	:20	:25	:30	:35	:40	:45	:50	:55	Total
00:00	1	2	3	3	2	1	1	4	1	4	2	2	26
01:00	0	1	1	2	1	2	0	0	0	0	1	2	10
02:00	2	0	0	2	2	0	2	2	1	0	1	2	14
03:00	3	2	1	8	0	1	0	2	4	0	1	4	26
04:00	4	1	1	3	3	1	0	1	2	2	1	6	25
05:00	3	7	5	5	12	10	13	6	14	21	18	18	132
06:00	19	19	22	14	24	27	27	23	41	43	26	34	319
07:00	35	26	39	44	56	39	62	42	56	59	55	49	562
08:00	40	41	55	45	38	51	39	31	47	40	50	44	521
09:00	39	42	36	36	35	34	29	28	37	31	29	20	396
10:00	27	25	21	16	24	24	28	24	29	23	26	28	295
11:00	22	20	23	36	23	24	31	33	31	32	21	27	323
12:00	35	34	30	27	33	29	23	31	33	25	34	33	367
13:00	33	30	24	35	33	21	31	32	23	29	30	42	363
14:00	34	27	40	29	34	38	43	36	39	49	42	41	452
15:00	40	53	45	39	41	41	50	41	64	52	54	49	569
16:00	62	43	45	35	60	48	48	44	35	55	51	53	579
17:00	59	62	68	67	43	44	44	45	64	57	55	43	651
18:00	51	32	37	56	42	43	36	35	35	52	46	36	501
19:00	40	40	38	21	29	17	24	15	19	22	21	23	309
20:00	27	19	21	21	15	15	18	10	14	14	20	19	213
21:00	18	23	17	15	14	14	8	18	14	14	11	13	179
22:00	9	11	12	5	7	10	10	8	8	2	7	6	95
23:00	4	5	5	4	8	7	5	5	3	4	4	5	59

Daily Total: 6986

AM Peak Hour: 599 (07:20 - 08:20)

8.57% Of Daily Total

PM Peak Hour: 661 (16:55 - 17:55)

9.46% Of Daily Total

4th Highest Hour: 562 (07:00 - 08:00)

8.04% Of Daily Total

8th Highest Hour: 396 (09:00 - 10:00)

5.66% Of Daily Total

TRAFFIC SMITHY, INC

1225 NW MURRAY BLVD

PORTLAND, OR 97209

Phone: 503-641-6333 Fax: 503-643-8866

Roadway: 83RD STREET
Location: EAST OF ENDRESEN

Date: 03/17/04

Day of Week: Wednesday

WB-OUTER LANE Traffic

TIME	:00	:05	:10	:15	:20	:25	:30	:35	:40	:45	:50	:55	Total
00:00	4	9	14	12	11	8	7	4	5	7	3	3	87
01:00	4	3	4	2	11	5	3	0	7	3	3	1	46
02:00	2	5	4	5	5	3	6	3	5	2	5	4	49
03:00	4	6	4	5	4	1	2	3	2	2	3	3	39
04:00	2	2	5	3	6	5	6	5	10	11	14	9	78
05:00	5	11	2	6	13	11	12	13	22	29	35	22	181
06:00	24	20	29	22	38	24	42	45	50	54	46	47	441
07:00	45	34	45	39	53	58	53	44	70	56	83	70	650
08:00	53	50	61	54	46	59	56	47	58	49	62	52	647
09:00	52	45	61	50	40	53	49	38	56	54	51	50	599
10:00	35	48	58	49	52	49	41	48	56	38	41	50	565
11:00	50	47	52	54	57	60	60	58	57	44	44	54	637
12:00	53	50	56	54	57	58	45	73	54	60	78	58	696
13:00	50	63	56	76	59	48	61	52	46	54	70	51	686
14:00	69	51	68	61	71	63	77	60	67	76	86	72	821
15:00	87	80	68	68	79	68	66	72	86	83	78	81	916
16:00	104	71	76	74	90	77	90	79	81	85	87	79	993
17:00	85	91	77	103	92	74	76	73	81	75	81	67	975
18:00	69	70	84	80	71	70	62	68	52	57	52	44	779
19:00	59	47	48	55	53	36	43	47	34	42	43	32	539
20:00	36	29	42	42	39	35	36	38	39	43	30	25	434
21:00	31	35	38	24	23	26	28	31	27	29	23	27	342
22:00	27	28	23	17	20	23	21	16	21	8	12	13	229
23:00	7	12	9	18	21	12	15	10	9	18	16	10	157

Daily Total: 11586

AM Peak Hour: 705 (07:20 - 08:20)

6.08% Of Daily Total

PM Peak Hour: 1026 (16:25 - 17:25)

8.85% Of Daily Total

4th Highest Hour: 821 (14:00 - 15:00)

7.08% Of Daily Total

8th Highest Hour: 650 (07:00 - 08:00)

5.61% Of Daily Total

TRAFFIC SMITHY, INC

1225 NW MURRAY BLVD

PORTLAND, OR 97209

Phone: 503-641-6333 Fax: 503-643-8866

Roadway: 83RD STREET

Location: EAST OF ANDRESEN

Date: 03/17/04

Day of Week: Wednesday

EB-INNER LANE Traffic

TIME	:00	:05	:10	:15	:20	:25	:30	:35	:40	:45	:50	:55	Total
00:00	0	0	0	2	2	2	2	1	0	1	5	1	16
01:00	0	1	2	4	1	0	0	0	0	0	0	1	9
02:00	5	5	0	0	5	1	2	1	0	1	0	2	22
03:00	0	1	2	1	1	0	0	1	0	1	2	0	9
04:00	1	0	4	0	1	2	0	2	2	2	0	4	18
05:00	4	4	4	6	5	4	6	5	5	5	5	5	58
06:00	7	8	9	6	8	8	16	14	14	11	21	24	146
07:00	18	19	20	16	14	18	11	25	29	22	14	23	229
08:00	18	24	14	22	24	17	19	12	14	17	32	16	229
09:00	15	27	11	15	14	17	16	15	19	13	10	13	185
10:00	16	19	16	27	16	18	16	13	13	18	19	16	207
11:00	18	26	22	11	17	20	20	20	13	21	18	17	223
12:00	23	19	27	25	23	19	21	11	16	21	16	19	240
13:00	19	28	20	21	33	27	29	26	18	28	25	20	294
14:00	25	27	31	22	28	28	16	22	20	22	26	25	292
15:00	26	33	27	28	32	21	32	34	25	23	28	32	341
16:00	24	23	31	29	32	27	25	23	29	30	29	22	324
17:00	36	35	31	30	27	30	32	25	35	36	21	26	364
18:00	18	20	32	29	19	13	18	18	17	14	16	14	228
19:00	17	12	22	12	10	8	8	14	7	19	5	7	141
20:00	6	8	10	13	26	14	13	13	5	10	8	13	139
21:00	9	12	7	10	10	5	6	6	7	3	4	3	82
22:00	5	8	6	6	4	11	5	2	5	3	3	4	62
23:00	8	3	3	7	4	7	5	5	4	3	5	3	57

Daily Total: 3915

AM Peak Hour: 251 (07:35 - 08:35)

6.41% Of Daily Total

PM Peak Hour: 368 (16:50 - 17:50)

9.39% Of Daily Total

4th Highest Hour: 294 (13:00 - 14:00)

7.50% Of Daily Total

8th Highest Hour: 229 (08:00 - 09:00)

5.84% Of Daily Total

TRAFFIC SMITHY, INC

1225 NW MURRAY BLVD

PORTLAND, OR 97209

Phone: 503-641-6333 Fax: 503-643-8866

Roadway: 83RD STREET

Location: EAST OF ANDRESEN

Date: 03/17/04

Day of Week: Wednesday

EB-OUTER LANE Traffic

TIME	:00	:05	:10	:15	:20	:25	:30	:35	:40	:45	:50	:55	Total
00:00	5	6	3	6	3	7	4	4	8	1	4	6	57
01:00	6	5	3	2	3	3	3	3	1	4	1	5	39
02:00	2	3	4	2	2	4	3	7	3	1	2	3	36
03:00	2	3	3	4	4	5	3	7	4	4	1	3	43
04:00	6	4	5	3	6	16	11	11	15	11	16	21	125
05:00	17	14	23	25	22	30	33	34	40	38	34	36	346
06:00	36	46	46	83	78	73	78	104	79	66	89	79	857
07:00	85	75	93	95	94	90	97	101	96	79	70	85	1060
08:00	63	71	92	66	82	86	94	49	81	70	81	78	913
09:00	53	53	47	60	59	71	55	51	72	50	47	52	670
10:00	46	44	57	72	51	46	49	54	51	73	42	60	645
11:00	46	44	64	47	64	54	60	49	48	56	64	45	641
12:00	82	50	56	54	51	54	57	49	64	57	56	49	679
13:00	58	64	68	54	49	57	53	70	56	57	59	57	702
14:00	51	56	60	46	71	63	60	57	64	63	61	64	716
15:00	68	68	67	66	45	73	69	72	69	68	58	51	774
16:00	61	67	95	62	74	55	80	72	73	58	58	54	809
17:00	84	75	78	97	55	76	70	65	71	68	54	55	848
18:00	60	59	55	75	53	46	67	50	57	46	44	46	658
19:00	56	55	46	43	33	33	34	29	41	29	26	30	455
20:00	20	37	44	53	40	31	48	35	33	25	38	28	432
21:00	26	24	29	21	26	30	26	24	15	11	25	17	274
22:00	17	35	22	16	17	21	15	14	8	13	16	10	204
23:00	14	19	10	10	7	8	2	9	8	10	6	8	111

Daily Total: 12094

AM Peak Hour: 1073 (06:50 - 07:50)

8.87% Of Daily Total

PM Peak Hour: 860 (16:30 - 17:30)

7.11% Of Daily Total

4th Highest Hour: 848 (17:00 - 18:00)

7.01% Of Daily Total

8th Highest Hour: 702 (13:00 - 14:00)

5.80% Of Daily Total