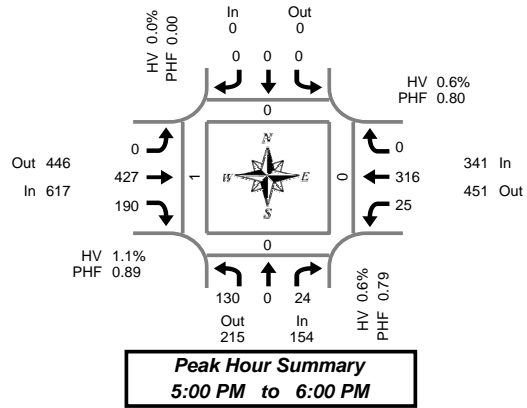


Total Vehicle Summary



Clay Carney
(503) 833-2740



NE Salmon Creek Ave & NE 134th St

Wednesday, March 01, 2006

4:00 PM to 6:00 PM

5-Minute Interval Summary 4:00 PM to 6:00 PM

Interval Start Time	Northbound NE Salmon Creek Ave				Southbound NE Salmon Creek Ave				Eastbound NE 134th St				Westbound NE 134th St				Interval Total	Pedestrians Crosswalk				
	L	T	R	Bikes	L	T	R	Bikes	L	T	R	Bikes	L	T	R	Bikes		North	South	East	West	
4:00 PM	7	0	2	0	0	0	0	0	0	37	12	0	0	15	0	0	0	73	0	1	0	0
4:05 PM	9	0	2	0	0	0	0	0	0	35	14	0	2	22	0	0	0	84	0	0	0	0
4:10 PM	6	0	0	0	0	0	0	0	0	31	11	0	1	40	0	0	0	89	0	0	0	0
4:15 PM	16	0	1	0	0	0	0	0	0	23	15	0	3	43	0	0	0	101	0	0	0	1
4:20 PM	9	0	5	0	0	0	0	0	0	27	13	0	1	31	0	0	0	86	0	0	0	1
4:25 PM	8	0	3	0	0	0	0	0	0	26	12	0	1	24	0	0	0	74	0	0	0	0
4:30 PM	5	0	0	0	0	0	0	0	0	20	16	0	2	34	0	0	0	77	0	0	0	0
4:35 PM	18	0	2	0	0	0	0	0	0	17	12	0	1	29	0	0	0	79	0	0	0	0
4:40 PM	11	0	0	0	0	0	0	0	0	32	11	0	4	29	0	0	0	87	0	1	0	0
4:45 PM	11	0	3	0	0	0	0	0	0	19	15	0	4	24	0	0	0	76	0	0	0	0
4:50 PM	6	0	1	0	0	0	0	0	0	32	13	0	7	18	0	0	0	77	0	0	0	0
4:55 PM	10	0	2	0	0	0	0	0	0	31	11	0	0	23	0	0	0	77	0	0	0	0
5:00 PM	12	0	2	0	0	0	0	0	0	25	11	0	2	21	0	0	0	73	0	0	0	0
5:05 PM	8	0	1	0	0	0	0	0	0	34	18	0	1	31	0	0	0	93	0	0	0	0
5:10 PM	10	0	3	0	0	0	0	0	0	26	14	0	2	27	0	0	0	82	0	0	0	0
5:15 PM	6	0	0	0	0	0	0	0	0	47	16	0	2	22	0	0	0	93	0	0	0	1
5:20 PM	13	0	2	0	0	0	0	0	0	38	18	0	2	22	0	0	0	95	0	0	0	0
5:25 PM	10	0	1	0	0	0	0	0	0	35	20	0	3	25	0	0	0	94	0	0	0	0
5:30 PM	9	0	3	0	0	0	0	0	0	43	10	0	0	22	0	0	0	87	0	0	0	0
5:35 PM	15	0	4	0	0	0	0	0	0	40	16	0	1	32	0	0	0	108	0	0	0	0
5:40 PM	10	0	3	0	0	0	0	0	0	42	18	0	5	42	0	0	0	120	0	0	0	0
5:45 PM	13	0	4	0	0	0	0	0	0	33	14	0	3	24	0	0	0	91	0	0	0	0
5:50 PM	13	0	1	0	0	0	0	0	0	36	17	0	1	19	0	0	0	87	0	0	0	0
5:55 PM	11	0	0	0	0	0	0	0	0	28	18	0	3	29	0	0	0	89	0	0	0	0
Total Survey	246	0	45	0	0	0	0	0	0	757	345	0	51	648	0	0	0	2,092	0	2	0	3

15-Minute Interval Summary 4:00 PM to 6:00 PM

Interval Start Time	Northbound NE Salmon Creek Ave				Southbound NE Salmon Creek Ave				Eastbound NE 134th St				Westbound NE 134th St				Interval Total	Pedestrians Crosswalk				
	L	T	R	Bikes	L	T	R	Bikes	L	T	R	Bikes	L	T	R	Bikes		North	South	East	West	
4:00 PM	22	0	4	0	0	0	0	0	0	103	37	0	3	77	0	0	0	246	0	1	0	0
4:15 PM	33	0	9	0	0	0	0	0	0	76	40	0	5	98	0	0	0	261	0	0	0	2
4:30 PM	34	0	2	0	0	0	0	0	0	69	39	0	7	92	0	0	0	243	0	1	0	0
4:45 PM	27	0	6	0	0	0	0	0	0	82	39	0	11	65	0	0	0	230	0	0	0	0
5:00 PM	30	0	6	0	0	0	0	0	0	85	43	0	5	79	0	0	0	248	0	0	0	0
5:15 PM	29	0	3	0	0	0	0	0	0	120	54	0	7	69	0	0	0	282	0	0	0	1
5:30 PM	34	0	10	0	0	0	0	0	0	125	44	0	6	96	0	0	0	315	0	0	0	0
5:45 PM	37	0	5	0	0	0	0	0	0	97	49	0	7	72	0	0	0	267	0	0	0	0
Total Survey	246	0	45	0	0	0	0	0	0	757	345	0	51	648	0	0	0	2,092	0	2	0	3

Peak Hour Summary 5:00 PM to 6:00 PM

By Approach	Northbound NE Salmon Creek Ave				Southbound NE Salmon Creek Ave				Eastbound NE 134th St				Westbound NE 134th St				Total	Pedestrians Crosswalk			
	In	Out	Total	Bikes	In	Out	Total	Bikes	In	Out	Total	Bikes	In	Out	Total	Bikes		North	South	East	West
Volume	154	215	369	0	0	0	0	0	617	446	1,063	0	341	451	792	0	1,112	0	0	0	1
%HV	0.6%				0.0%				1.1%				0.6%				0.9%				
PHF	0.79				0.00				0.89				0.80				0.87				

By Movement	Northbound NE Salmon Creek Ave				Southbound NE Salmon Creek Ave				Eastbound NE 134th St				Westbound NE 134th St				Total
	L	T	R	Total	L	T	R	Total	L	T	R	Total	L	T	R	Total	
Volume	130	0	24	154	0	0	0	0	0	427	190	617	25	316	0	341	1,112
%HV	0.8%	0.0%	0.0%	0.6%	0.0%	0.0%	0.0%	0.0%	0.0%	1.2%	1.1%	1.1%	0.0%	0.6%	0.0%	0.6%	0.9%
PHF	0.86	0.00	0.55	0.79	0.00	0.00	0.00	0.00	0.00	0.85	0.88	0.89	0.69	0.81	0.00	0.80	0.87

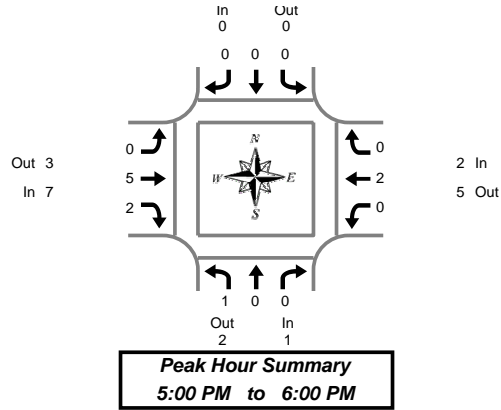
Rolling Hour Summary 4:00 PM to 6:00 PM

Interval Start Time	Northbound NE Salmon Creek Ave				Southbound NE Salmon Creek Ave				Eastbound NE 134th St				Westbound NE 134th St				Interval Total	Pedestrians Crosswalk			
	L	T	R	Bikes	L	T	R	Bikes	L	T	R	Bikes	L	T	R	Bikes		North	South	East	West
4:00 PM	116	0	21	0	0	0	0	0	0	330	155	0	26	332	0	0	980	0	2	0	2
4:15 PM	124	0	23	0	0	0	0	0	0	312	161	0	28	334	0	0	982	0	1	0	2
4:30 PM	120	0	17	0	0	0	0	0	0	356	175	0	30	305	0	0	1,003	0	1	0	1
4:45 PM	120	0	25	0	0	0	0	0	0	412	180	0	29	309	0	0	1,075	0	0	0	1
5:00 PM	130	0	24	0	0	0	0	0	0	427	190	0	25	316	0	0	1,112	0	0	0	1

Heavy Vehicle Summary



Clay Carney
(503) 833-2740



NE Salmon Creek Ave & NE 134th St

Wednesday, March 01, 2006

4:00 PM to 6:00 PM

Heavy Vehicle 5-Minute Interval Summary

4:00 PM to 6:00 PM

Interval Start Time	Northbound NE Salmon Creek Ave				Southbound NE Salmon Creek Ave				Eastbound NE 134th St				Westbound NE 134th St				Interval Total
	L	T	R	Total	L	T	R	Total	L	T	R	Total	L	T	R	Total	
4:00 PM	0	0	0	0	0	0	0	0	0	1	0	1	0	0	0	0	1
4:05 PM	0	0	0	0	0	0	0	0	0	0	0	0	0	3	0	3	3
4:10 PM	0	0	0	0	0	0	0	0	0	1	1	2	0	0	0	0	2
4:15 PM	0	0	0	0	0	0	0	0	0	0	0	0	0	0	0	0	0
4:20 PM	0	0	0	0	0	0	0	0	0	0	0	0	0	0	0	0	0
4:25 PM	0	0	0	0	0	0	0	0	0	0	0	0	0	0	0	0	0
4:30 PM	0	0	0	0	0	0	0	0	0	0	0	0	0	0	0	0	0
4:35 PM	0	0	0	0	0	0	0	0	0	1	0	1	0	0	0	0	1
4:40 PM	0	0	0	0	0	0	0	0	0	1	0	1	0	2	0	2	3
4:45 PM	1	0	0	1	0	0	0	0	0	0	0	0	0	0	0	0	1
4:50 PM	1	0	0	1	0	0	0	0	0	0	0	0	0	1	0	1	2
4:55 PM	0	0	0	0	0	0	0	0	0	1	1	2	0	0	0	0	2
5:00 PM	0	0	0	0	0	0	0	0	0	0	0	0	0	0	0	0	0
5:05 PM	0	0	0	0	0	0	0	0	0	0	1	1	0	0	0	0	1
5:10 PM	0	0	0	0	0	0	0	0	0	0	0	0	0	1	0	1	1
5:15 PM	0	0	0	0	0	0	0	0	0	2	0	2	0	0	0	0	2
5:20 PM	0	0	0	0	0	0	0	0	0	1	0	1	0	1	0	1	2
5:25 PM	0	0	0	0	0	0	0	0	0	0	0	0	0	0	0	0	0
5:30 PM	0	0	0	0	0	0	0	0	0	0	0	0	0	0	0	0	0
5:35 PM	0	0	0	0	0	0	0	0	0	0	0	0	0	0	0	0	0
5:40 PM	1	0	0	1	0	0	0	0	0	1	0	1	0	0	0	0	2
5:45 PM	0	0	0	0	0	0	0	0	0	0	0	0	0	0	0	0	0
5:50 PM	0	0	0	0	0	0	0	0	0	0	1	1	0	0	0	0	1
5:55 PM	0	0	0	0	0	0	0	0	0	1	0	1	0	0	0	0	1
Total Survey	3	0	0	3	0	0	0	0	0	10	4	14	0	8	0	8	25

Heavy Vehicle 15-Minute Interval Summary

4:00 PM to 6:00 PM

Interval Start Time	Northbound NE Salmon Creek Ave				Southbound NE Salmon Creek Ave				Eastbound NE 134th St				Westbound NE 134th St				Interval Total
	L	T	R	Total	L	T	R	Total	L	T	R	Total	L	T	R	Total	
4:00 PM	0	0	0	0	0	0	0	0	0	2	1	3	0	3	0	3	6
4:15 PM	0	0	0	0	0	0	0	0	0	0	0	0	0	0	0	0	0
4:30 PM	0	0	0	0	0	0	0	0	0	2	0	2	0	2	0	2	4
4:45 PM	2	0	0	2	0	0	0	0	0	1	1	2	0	1	0	1	5
5:00 PM	0	0	0	0	0	0	0	0	0	0	1	1	0	1	0	1	2
5:15 PM	0	0	0	0	0	0	0	0	0	3	0	3	0	1	0	1	4
5:30 PM	1	0	0	1	0	0	0	0	0	1	0	1	0	0	0	0	2
5:45 PM	0	0	0	0	0	0	0	0	0	1	1	2	0	0	0	0	2
Total Survey	3	0	0	3	0	0	0	0	0	10	4	14	0	8	0	8	25

Heavy Vehicle Peak Hour Summary

5:00 PM to 6:00 PM

By Approach	Northbound NE Salmon Creek Ave			Southbound NE Salmon Creek Ave			Eastbound NE 134th St			Westbound NE 134th St			Total
	In	Out	Total	In	Out	Total	In	Out	Total	In	Out	Total	
Volume	1	2	3	0	0	0	7	3	10	2	5	7	10
PHF	0.25			0.00			0.58			0.25			0.50

By Movement	Northbound NE Salmon Creek Ave				Southbound NE Salmon Creek Ave				Eastbound NE 134th St				Westbound NE 134th St				Total
	L	T	R	Total	L	T	R	Total	L	T	R	Total	L	T	R	Total	
Volume	1	0	0	1	0	0	0	0	0	5	2	7	0	2	0	2	10
PHF	0.25	0.00	0.00	0.25	0.00	0.00	0.00	0.00	0.00	0.42	0.50	0.58	0.00	0.25	0.00	0.25	0.50

Heavy Vehicle Rolling Hour Summary

4:00 PM to 6:00 PM

Interval Start Time	Northbound NE Salmon Creek Ave				Southbound NE Salmon Creek Ave				Eastbound NE 134th St				Westbound NE 134th St				Interval Total
	L	T	R	Total	L	T	R	Total	L	T	R	Total	L	T	R	Total	
4:00 PM	2	0	0	2	0	0	0	0	0	5	2	7	0	6	0	6	15
4:15 PM	2	0	0	2	0	0	0	0	0	3	2	5	0	4	0	4	11
4:30 PM	2	0	0	2	0	0	0	0	0	6	2	8	0	5	0	5	15
4:45 PM	3	0	0	3	0	0	0	0	0	5	2	7	0	3	0	3	13
5:00 PM	1	0	0	1	0	0	0	0	0	5	2	7	0	2	0	2	10

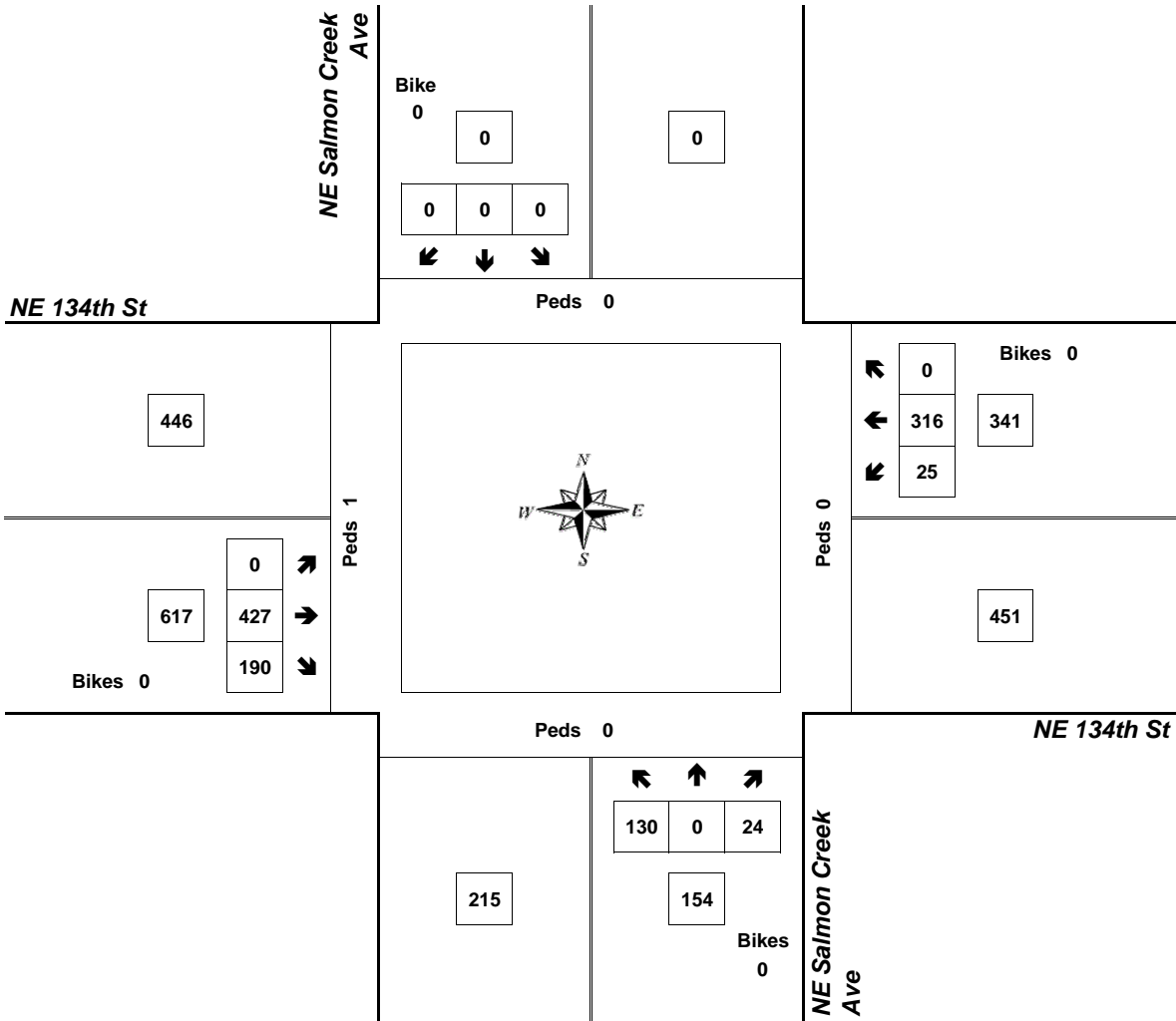
Peak Hour Summary



Clay Carney
(503) 833-2740

NE Salmon Creek Ave & NE 134th St

5:00 PM to 6:00 PM
Wednesday, March 01, 2006



Approach	PHF	HV%	Volume
EB	0.89	1.1%	617
WB	0.80	0.6%	341
NB	0.79	0.6%	154
SB	0.00	0.0%	0
Intersection	0.87	0.9%	1,112

Count Period: 4:00 PM to 6:00 PM