

Diamond Traffic Counter.



Washington State
Department of Transportation

Interval 15 MIN 60 MIN
 Count(volume) Binned(CL/SP)
 Speed Lane No 1 2

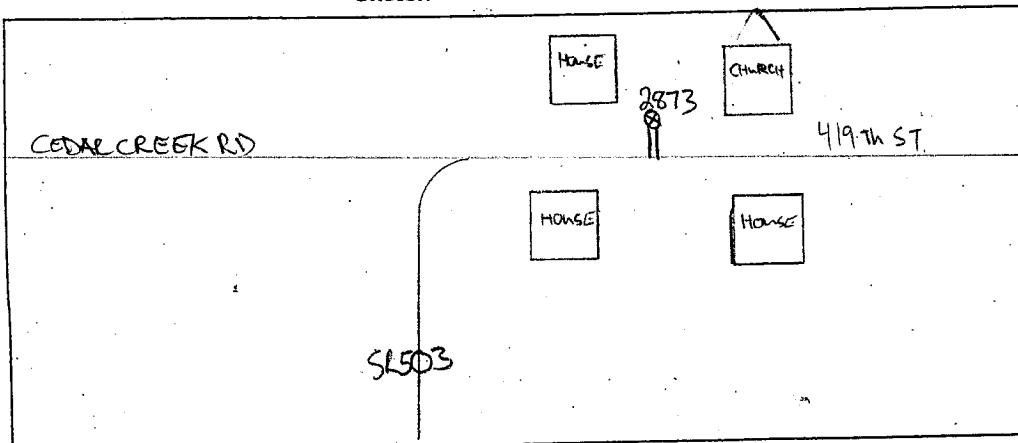
Direction CH #1 _____
 Direction CH #2 _____
 Data Hog # 3165

Counter No. 32-²⁸⁷³6480 Count ID HPMS
 SR 503 RRT/RRQ _____ MP 22.61
 Leg 2 Direction W13 OSID _____

Station Description ON SR 503 E/O CEDAR CREEK RD
On SR 503 E/O NE 419th St

Date	Day	Time	Comments
8/6/07	2	1208	Manual (1) 1 (2) _____ Counter (1) 1 (2) _____ BADCNTR replaced with 2873 @ 1202 Set OK RT 6.6
8/7	3	948	Manual (1) 4 (2) _____ Counter (1) 4 (2) _____ Check OK RT 6.5
8/8	4	912	Manual (1) 4 (2) _____ Counter (1) 4 (2) _____ Check OK RT 6.5
8/9	5		Manual (1) _____ (2) _____ Counter (1) _____ (2) _____ NO check RT
8/10	6	600	Manual (1) _____ (2) _____ Counter (1) _____ (2) _____ Tube up channel 1 P/W OK RT

Sketch



RT
 Field Person _____



Interval 15 MIN 60 MIN
 Count(volume) Binned(CL/SP)
 Speed Lane No 1 2

Direction CH #1 _____
 Direction CH #2 _____
 Data Hog # 3165

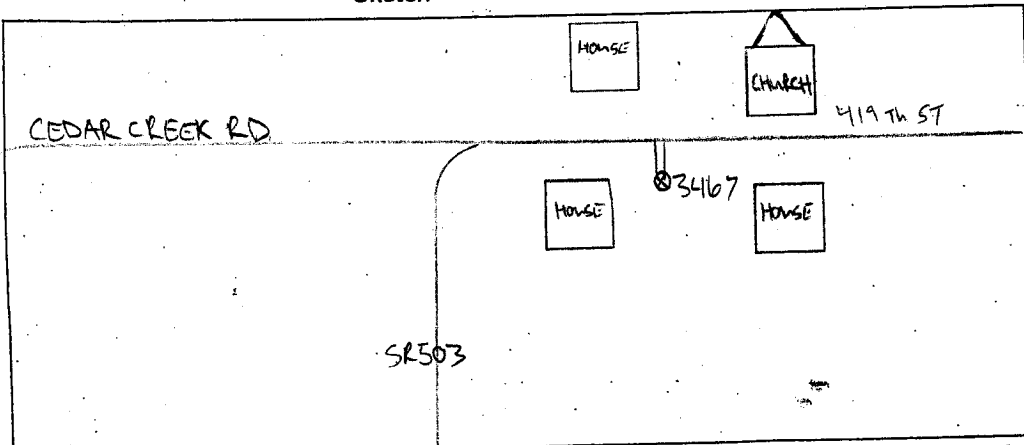
Counter No. 32-3467 Count ID HPMS
 SR 503 RRT/RRQ _____ MP 22.61
 Leg 2 Direction EB OSID _____

Station Description ON SR 503 E/O CEDAR CREEK RD.

On SR 503 E/O NE 419th St

Date	Day	Time	Comments
8/6/07	2	1202	Manual (1) <u>3</u> (2) _____ Counter (1) <u>3</u> (2) _____ Set OK RT 6.8
8/7	3	946	Manual (1) <u>4</u> (2) _____ Counter (1) <u>4</u> (2) _____ Check OK RT 6.8
8/8	4	906	Manual (1) <u>4</u> (2) _____ Counter (1) <u>4</u> (2) _____ Check OK RT 6.7
8/9	5		Manual (1) _____ (2) _____ Counter (1) _____ (2) _____ No Check RT
8/10	6	738	Manual (1) _____ (2) _____ Counter (1) _____ (2) _____ P/W OK RT 6.7

Sketch



RT

Field Person

STATE OF WASHINGTON - DEPARTMENT OF TRANSPORTATION
TRIP SYSTEM
HOURLY TRAFFIC CLASSIFICATION SUMMARY

SR 503 MP 022.61 OFF SYSTEM ID. LEG 2 DIRECTION OF TRAFFIC WESTBOUND LANE ALL OF
COUNT IDENTIFIER HPMS COUNTER NUMBER 322873 DESCRIPTION: ON SR 503 S/O NE 419TH ST

08-06-07 MONDAY AM HOURS	CARS PICKUPS	BUS	SINGLE MED HVY	4+	SINGLE UNIT %	DOUBLE 4-5	6+	DOUBLE UNIT %	5-6 TRAINS	7+	TRAIN %	TRUCK %	CLASS UNKNOWN	TOTAL VEHICLES
12 - 1	83		3	2	5.6	1		1.1				6.7	1	89
1 - 2	65		5	1	10.7	2		2.7				13.3		75
2 - 3	70		9		11.3		1	1.3				12.5		80
3 - 4	64		3	1	7.1							7.1	1	70
4 - 5	90		6		6.1							6.1	2	98
5 - 6	59		3	1	6.2	2		3.1				9.2	2	65
6 - 7	53		4		6.8							6.8	1	59
7 - 8	34		2		5.4							5.4	1	37
8 - 9	32		2		5.7	1		2.9				8.6	1	35
9 - 10	12				13.3							13.3	1	15
10 - 11	3		2										1	4
11 - 12														
AM TOTAL	565		39	5	7.5	6	1	1.1				8.6	8	627
PM TOTAL	565		39	5	7.5	6	1	1.1				8.6	8	627
DAY TOTAL	565		39	5	7.5	6	1	1.1				8.6	8	627

												2-AXLE EQUIVALENT		640

STATE OF WASHINGTON - DEPARTMENT OF TRANSPORTATION
 TRIP SYSTEM
 HOURLY TRAFFIC CLASSIFICATION SUMMARY

SR	COUNT	IDENTIFIER	HPMS	MP	OFF SYSTEM ID.	COUNTER NUMBER	LEG	DESCRIPTION	DIRECTION OF TRAFFIC	LANE ALL OF
08-08-07										
WEDNESDAY										
AM HOURS										
12 - 1	5									
1 - 2	4									
2 - 3	4									
3 - 4	6									
4 - 5	16									
5 - 6	55									
6 - 7	58									
7 - 8	54									
8 - 9	47									
9 - 10	48									
10 - 11	54									
11 - 12	53									
PM HOURS										
12 - 1	66									
1 - 2	61									
2 - 3	54									
3 - 4	66									
4 - 5	70									
5 - 6	81									
6 - 7	55									
7 - 8	45									
8 - 9	44									
9 - 10	37									
10 - 11	17									
11 - 12	4									
AM TOTAL	404									
PM TOTAL	600									
DAY TOTAL	1004									

1203
 1252

SR 503 MP 022.61 OFF SYSTEM ID. LEG 2 DIRECTION OF TRAFFIC WESTBOUND LANE ALL OF

COUNT IDENTIFIER HPMS COUNTER NUMBER 322873 DESCRIPTION: ON SR 503 S/O NE 419TH ST

THURSDAY AM HOURS	CARS PICKUPS	BUS MED	SINGLE UNITS HVV	4+ UNIT %	DOUBLE UNITS 4-	5 UNIT %	6+ UNIT %	5- UNIT %	TRAINS 6	7+ UNIT %	TRAIN %	TRUCK %	CLASS UNKNOWN	TOTAL VEHICLES
12 - 1	4													4
1 - 2	3		1									25.0		4
2 - 3	4		1									20.0		5
3 - 4	3													4
4 - 5	15		3									16.7		18
5 - 6	59		8									11.8		68
6 - 7	72		3									5.3		76
7 - 8	56		5									9.5		63
8 - 9	44		7	1								15.1		53
9 - 10	53		7									17.0		63
10 - 11	44		7									15.9		57
11 - 12	57		8									17.5		66
PM HOURS												13.6		
12 - 1	59		7									11.4	3	70
1 - 2	68		10									12.7	34	79
2 - 3	41		10									14.6	74	891
3 - 4			1		1						1.3		34	74
4 - 5													74	74
5 - 6													93	93
6 - 7													91	91
7 - 8													64	64
8 - 9													64	64
9 - 10													60	60
10 - 11													38	38
11 - 12													25	25
AM TOTAL	414		50									12.5	2	481
PM TOTAL	168		27									4.1	555	756
DAY TOTAL	582		77									7.4	557	1237
2-AXLE EQUIVALENT														1239

Tube CP

DOT-RNB505A-B

STATE OF WASHINGTON - DEPARTMENT OF TRANSPORTATION
TRIP SYSTEM
HOURLY TRAFFIC CLASSIFICATION SUMMARY

DATE 10/09/07
TIME 13:47:24
PAGE 369

SR 503 MP 022.61 OFF SYSTEM ID. LEG 2 DIRECTION OF TRAFFIC WESTBOUND LANE ALL OF
COUNT IDENTIFIER HPMS COUNTER NUMBER 322873 DESCRIPTION: ON SR 503 S/O NE 419TH ST

08-10-07	CARS PICKUPS	BUS	SINGLE MED	UNITS HVY	4+	SINGLE UNIT %	DOUBLE UNITS 4-	5	6+	DOUBLE UNIT %	5-	TRAINS 6	7+	TRAIN %	TRUCK %	CLASS UNKNOWN	TOTAL VEHICLES
FRIDAY																	
AM HOURS																	
12 - 1	1																3
1 - 2	2																5
2 - 3	3																3
3 - 4	4																5
4 - 5	5																17
5 - 6	6																62
6 - 7	7																59
7 - 8	8																59
8 - 9	9																59
9 - 10	10																59
10 - 11	11																59
11 - 12	12																59
PM HOURS																	
12 - 1	1																59
1 - 2	2																59
2 - 3	3																59
3 - 4	4																59
4 - 5	5																59
5 - 6	6																59
6 - 7	7																59
7 - 8	8																59
8 - 9	9																59
9 - 10	10																59
10 - 11	11																59
11 - 12	12																59
AM TOTAL																	154
PM TOTAL																	154
DAY TOTAL																	154

08-06-07 THRU 08-10-07
AVERAGE WEEKDAY CLASSIFICATION VOLUMES *****
CARS PICKUPS | BUS MED HVY | 4+ | SINGLE UNIT % | DOUBLE UNITS 4- | 5 | 6+ | DOUBLE UNIT % | 5- | TRAINS 6 | 7+ | TRAIN % | TRUCK % | CLASS UNKNOWN | TOTAL VEHICLES
154 154
2-AXLE EQUIVALENT 154

08-06-07 THRU 08-10-07
AVERAGE WEEKDAY CLASSIFICATION VOLUMES *****
CARS PICKUPS | BUS MED HVY | 4+ | SINGLE UNIT % | DOUBLE UNITS 4- | 5 | 6+ | DOUBLE UNIT % | 5- | TRAINS 6 | 7+ | TRAIN % | TRUCK % | CLASS UNKNOWN | TOTAL VEHICLES
841 1 106 16 4 10.9 8 5 1 1.2 1 0 1 0.7 14.44 19 1178/1149
TOTAL HOURS FOR COUNT 90 1178 X SEASONAL ADJ. FACTOR 0.8800 = ESTIMATED AVG DAILY TRAFFIC 1037
AVG WEEKDAY VOL 1149

1011

Tube
90

DOT-RNB505A-B

STATE OF WASHINGTON - DEPARTMENT OF TRANSPORTATION

TRIP SYSTEM HOURLY TRAFFIC CLASSIFICATION SUMMARY

DATE 10/09/07
TIME 13:47:24
PAGE 370

SR 503 MP 022.61 OFF SYSTEM ID. LEG 2 DIRECTION OF TRAFFIC EASTBOUND LANE ALL OF

COUNT IDENTIFIER HPMS COUNTER NUMBER 323467 DESCRIPTION: ON SR 503 E/O NE 419TH ST

08-06-07 MONDAY AM HOURS	CARS PICKUPS	SINGLE MED	UNITS HVV	4+	SINGLE UNIT %	DOUBLE 4-	DOUBLE 5	DOUBLE 6+	DOUBLE UNIT %	5-	TRAINS 6	7+	TRAIN %	TRUCK %	CLASS UNKNOWN	TOTAL VEHICLES
12 - 1	95	7	3		9.4	1			1.3					9.4	1	106
1 - 2	66	7	1		10.5									11.8	1	76
2 - 3	81	2	2		2.3									2.3	3	86
3 - 4	92	6	1		7.1	1			.9					7.1		99
4 - 5	99	8	1		8.3									9.2	1	109
5 - 6	92	7			6.9				1.0					7.9		101
6 - 7	74	8			9.8									9.8		82
7 - 8	45	1	1		15.1									15.1		53
8 - 9	33	1			2.9									2.9		34
9 - 10	21	3			12.5									12.5		24
10 - 11	21	2			8.7									8.7		23
11 - 12																
AM TOTAL	719	58	7		8.2	3			.4					8.6	6	793
PM TOTAL	719	58	7		8.2	3			.4					8.6	6	793
DAY TOTAL	719	58	7		8.2	3			.4					8.6	6	793

															2-AXLE EQUIVALENT	800

SR 503 MP 022.61

OFF SYSTEM ID.

LEG 2

DIRECTION OF TRAFFIC EASTBOUND

LANE ALL OF

COUNT IDENTIFIER HPMS

COUNTER NUMBER 323467

DESCRIPTION: ON SR 503 E/O NE 419TH ST

08-07-07	TUESDAY	AM HOURS	PM HOURS	CARS PICKUPS	BUS MED	SINGLE UNITS HVY	4+	SINGLE UNIT %	DOUBLE UNITS 4-	5	6+	DOUBLE UNIT %	5-	TRAINS 6	7+	TRAIN %	TRUCK %	CLASS UNKNOWN	TOTAL VEHICLES	
12 - 1	1	8	2	2															2	4
1 - 2	2	2	2	2															2	2
2 - 3	3	2	2	2															2	2
3 - 4	4	2	2	2															2	2
4 - 5	5	5	5	5															2	2
5 - 6	6	10	10	10															2	2
6 - 7	7	10	10	10															2	2
7 - 8	8	10	10	10															2	2
8 - 9	9	10	10	10															2	2
9 - 10	10	10	10	10															2	2
10 - 11	11	10	10	10															2	2
11 - 12	12	18	18	18															2	2
AM TOTAL		282	282	282															6	329
PM TOTAL		671	671	671															5	743
DAY TOTAL		953	953	953															11	1072
																				1098

2-AXLE EQUIVALENT

STATE OF WASHINGTON - DEPARTMENT OF TRANSPORTATION
TRIP SYSTEM
HOURLY TRAFFIC CLASSIFICATION SUMMARY

SR 503 MP 022.61 OFF SYSTEM ID. LEG 2 DIRECTION OF TRAFFIC EASTBOUND LANE ALL OF
COUNT IDENTIFIER HPMS COUNTER NUMBER 323467 DESCRIPTION: ON SR 503 E/O NE 419TH ST

08-08-07 WEDNESDAY AM HOURS	CARS PICKUPS	BUS	SINGLE MED	UNITS HVVY	4+ UNIT %	DOUBLE UNITS 4-5	6+ UNIT %	DOUBLE UNITS 6+ UNIT %	5- TRAINS 6	7+ UNIT %	TRUCK % 12.5	CLASS UNKNOWN	TOTAL VEHICLES
1 - 1	7		1		20.0						20.0	1	8
2 - 2	3												3
3 - 3	3												3
4 - 4	4												5
5 - 5	3												9
6 - 6	10				55.6						55.6	1	11
7 - 7	25				13.3						13.3	1	30
8 - 8	28				18.9						18.9	1	37
9 - 9	41	1	3	1	10.4	1	1	4.2			14.6	2	48
10 - 10	46	1	5	3	13.8	2	1	5.2	1		20.7	1	58
11 - 11	36		5	7	25.0			1.5			25.0	1	48
12 - 12	52	1	8	4	19.1	1	1	1.5			22.1	1	68
PM HOURS													
1 - 1	58		11	3	19.2		1	1.4			20.5	1	73
2 - 2	64		10	2	15.2	3		3.8			19.0	1	79
3 - 3	63		5	1	8.5	1		1.4			9.9	1	71
4 - 4	75		11	2	14.3	2		2.2			16.5	1	91
5 - 5	89		9	1	10.0						10.0	1	100
6 - 6	112		12	3	11.8						11.8	2	127
7 - 7	94		9	3	11.1						11.1	1	108
8 - 8	76		7	3	8.3	1		1.2			9.5	1	84
9 - 9	53		3	3	5.3						5.3	1	57
10 - 10	44		2	2	4.3						4.3	1	47
11 - 11	24												24
12 - 12	10		2		16.7						16.7		12
AM TOTAL	258	2	32	22	17.0	2	3	1.8	1		19.4	8	330
PM TOTAL	762		81	15	11.0	7	1	.9			11.9	7	873
DAY TOTAL	1020	2	113	37	12.6	9	4	1.2	1		14.0	15	1203
										.2	2-AXLE EQUIVALENT		1243

STATE OF WASHINGTON - DEPARTMENT OF TRANSPORTATION
 TRIP SYSTEM
 HOURLY TRAFFIC CLASSIFICATION SUMMARY

SR 503	MP 022.61	OFF SYSTEM ID.	LEG 2	DIRECTION OF TRAFFIC	EASTBOUND	LANE ALL OF						
COUNT IDENTIFIER	HPMS	COUNTER NUMBER	323467	DESCRIPTION:	ON SR 503 E/O NE 419TH ST							
08-09-07												
THURSDAY												
AM HOURS	CARS PICKUPS	BUS MED	SINGLE UNITS 4+	SINGLE UNIT %	DOUBLE UNITS 4-5	DOUBLE UNITS 6+	DOUBLE UNIT %	5- TRAINS 6-7+	TRAIN %	TRUCK %	CLASS UNKNOWN	TOTAL VEHICLES
12 - 1	9											9
1 - 2	5											6
2 - 3	2											2
3 - 4	1											4
4 - 5	4											5
5 - 6	9											12
6 - 7	24											30
7 - 8	31											35
8 - 9	38											43
9 - 10	51											59
10 - 11	61											72
11 - 12	61											68
PM HOURS												
12 - 1	90											102
1 - 2	71											83
2 - 3	83											92
3 - 4	73											77
4 - 5	107											122
5 - 6	115											125
6 - 7	84											96
7 - 8	86											91
8 - 9	60											66
9 - 10	40											40
10 - 11	24											28
11 - 12	20											21
AM TOTAL	296											345
PM TOTAL	853											943
DAY TOTAL	1149											1288
												1318

2-AXLE EQUIVALENT .1 9.7 14 14

STATE OF WASHINGTON - DEPARTMENT OF TRANSPORTATION
TRIP SYSTEM
HOURLY TRAFFIC CLASSIFICATION SUMMARY

SR 503 MP 022.61 OFF SYSTEM ID. LEG 2 DIRECTION OF TRAFFIC EASTBOUND LANE ALL OF
COUNT IDENTIFIER HPMS COUNTER NUMBER 323467 DESCRIPTION: ON SR 503 E/O NE 419TH ST

08-10-07	FRIDAY	AM HOURS	CARS PICKUPS	BUS MED	SINGLE UNITS HVY	4+	SINGLE UNIT %	DOUBLE UNITS 4-	5	6+	DOUBLE UNIT %	5-	6	7+	TRAIN %	TRUCK %	CLASS UNKNOWN	TOTAL VEHICLES	
12 -	1	2	4															1	2
1 -	2	4																	5
2 -	3	2																	2
3 -	4	2																	2
4 -	5	4																	4
5 -	6	11																	12
6 -	7	17																	21
7 -	8																		
8 -	9																		
9 -	10																		
10 -	11																		
11 -	12																		
PM HOURS																			
12 -	1																		
1 -	2																		
2 -	3																		
3 -	4																		
4 -	5																		
5 -	6																		
6 -	7																		
7 -	8																		
8 -	9																		
9 -	10																		
10 -	11																		
11 -	12																		

AM TOTAL	42	3	6.3	1	2.1	1	2.1	10.4	1	48
PM TOTAL	42	3	6.3	1	2.1	1	2.1	10.4	1	48
DAY TOTAL	42	3	6.3	1	2.1	1	2.1	10.4	1	48

08-06-07 THRU 08-10-07

AVERAGE WEEKDAY CLASSIFICATION VOLUMES *****

AVERAGE WEEKDAY	CARS PICKUPS	BUS MED	SINGLE UNITS HVY	4+	SINGLE UNIT %	DOUBLE UNITS 4-	5	6+	DOUBLE UNIT %	5-	6	7+	TRAIN %	TRUCK %	CLASS UNKNOWN	TOTAL VEHICLES
VOLUME	1041	1	93	25	10.0	7	4	2	1.1							1188
TOTAL HOURS FOR COUNT	90															1216
3 DAYS																
AVG WEEKDAY VOL	1188	X	SEASONAL ADJ.	FACTOR	0.8800	=	ESTIMATED	AVG DAILY TRAFFIC	1045							

AMD 2-AXLE EQUIVALENT

STATE OF WASHINGTON - DEPARTMENT OF TRANSPORTATION
TRIP SYSTEM
HOURLY TRAFFIC CLASSIFICATION SUMMARY

SR 503 MP 022.61 OFF SYSTEM ID. LEG 2 DIRECTION OF TRAFFIC BOTH WAYS LANE ALL OF
COUNT IDENTIFIER HPMS COUNTER NUMBER 323467 DESCRIPTION: ON SR 503 E/O NE 419TH ST

08-06-07 MONDAY AM HOURS	CARS PICKUPS	BUS	SINGLE MED	UNITS HVV	4+	SINGLE UNIT %	DOUBLE UNITS	4-	5	6+	DOUBLE UNIT %	5-	6	7+	TRAIN %	TRUCK %	CLASS UNKNOWN	TOTAL VEHICLES
12 - 1	178		10	5	2	7.7	1				.5				8.2	1	1	195
1 - 2	131		12	2	2	10.6	3				2.0				12.6	1	1	151
2 - 3	151		11	1	1	6.6		1			.6				7.2	3	3	166
3 - 4	156		9	2	1	7.1									7.1	1	1	169
4 - 5	189		14	1	1	7.2	1				.5				7.7	2	2	207
5 - 6	151		10	1	1	6.6	3				1.8				8.4	1	1	166
6 - 7	127		12	1	1	8.5									8.5	2	2	141
7 - 8	79		9	1	1	11.1									11.1	1	1	90
8 - 9	65		3			4.3	1				1.4				5.8	1	1	69
9 - 10	33		5			12.8									12.8	1	1	39
10 - 11	33		2			7.4									7.4	1	1	27
11 - 12	24																	
AM TOTAL	1284		97	12	3	7.9	9	1			.7				8.6	14	14	1420
PM TOTAL	1284		97	12	3	7.9	9	1			.7				8.6	14	14	1420
DAY TOTAL	1284		97	12	3	7.9	9	1			.7				8.6	14	14	1440

2-AXLE EQUIVALENT

SR 503 MP 022.61 OFF SYSTEM ID. LEG 2 DIRECTION OF TRAFFIC BOTH WAYS LANE ALL OF

COUNT IDENTIFIER HPMS COUNTER NUMBER 323467 DESCRIPTION: ON SR 503 E/O NE 419TH ST

DAY	AM TOTAL	PM TOTAL	CARS PICKUPS	BUS	SINGLE MED	HVY	4+	SINGLE UNIT %	DOUBLE 4-	5	6+	DOUBLE UNIT %	5-	6	7+	TRAIN %	TRUCK %	CLASS UNKNOWN	TOTAL VEHICLES	
08-07-07																				
TUESDAY																				
AM HOURS																				
12 -			14																	14
1 -			6																	8
2 -			10																	10
3 -			9																	9
4 -			18		4			26.9				3.8					30.8		26	
5 -			75		6			7.4				.9					7.4		81	
6 -			91		13			13.1		1		1.0					14.0	1	107	
7 -			81		9			11.5				1.0					12.5	3	96	
8 -			85		15			17.3	1			1.5					18.3	3	104	
9 -			116		6			6.9				1.7					8.5	1	130	
10 -			95		17			14.8	1			4.0					16.5	1	115	
11 -			108		8			9.6	4								13.6		125	
PM HOURS																				
12 -			92		11			12.6	1			3.6					16.2	1	111	
1 -			108		12			11.0	2			2.4					13.4	2	127	
2 -			107		9			10.7		1		.8					12.3	1	122	
3 -			143		17			12.0	1			.6					12.6	3	167	
4 -			148	1	9			6.3				.5					6.9	1	160	
5 -			175		13			6.8	1								7.3	2	191	
6 -			121		18			15.3									10.5	1	144	
7 -			101		9			10.5									10.2	1	114	
8 -			79		8			9.1	1			1.1					7.9		88	
9 -			58		4			6.3				1.6					6.3		63	
10 -			30		2			4.5	1								4.5		32	
11 -			21		1														22	
12 -																				
AM TOTAL	708				78			11.4	7			1.6					13.0	10	825	
PM TOTAL	1183				113			9.9	7			1.0					11.0	11	1341	
DAY TOTAL	1891				191			10.5	14			1.2					11.7	21	2166	
																			2249	

2-AXLE EQUIVALENT

DOT-RNB505A-B

STATE OF WASHINGTON - DEPARTMENT OF TRANSPORTATION
TRIP SYSTEM
HOURLY TRAFFIC CLASSIFICATION SUMMARY

DATE 10/09/07
TIME 13:47:24
PAGE 377

SR 503 MP 022.61 OFF SYSTEM ID. LEG 2 DIRECTION OF TRAFFIC BOTH WAYS LANE ALL OF

COUNT IDENTIFIER HPMS COUNTER NUMBER 323467 DESCRIPTION: ON SR 503 E/O NE 419TH ST

08-08-07	WEDNESDAY	CARS PICKUPS	BUS	SINGLE MED	HVY	4+	SINGLE UNIT %	DOUBLE 4-	5	6+	DOUBLE UNIT %	5-	TRAINS 6	7+	TRAIN %	TRUCK %	CLASS UNKNOWN	TOTAL VEHICLES
12 - 1	1	12		1			7.7				7.7					7.7		13
1 - 2	2	7		2			20.0									20.0		7
2 - 3	3	7																10
3 - 4	4	10		1			7.7				7.7					7.7		13
4 - 5	5	19		4			25.0				25.0					25.0		28
5 - 6	6	65		13			16.5				16.5					16.5		79
6 - 7	7	83		8			11.5				11.5					11.5		96
7 - 8	8	82		12			16.8				16.8					16.8		101
8 - 9	9	88		11			15.1				15.1					15.1		106
9 - 10	10	94		11			13.6				13.6					13.6		118
10 - 11	11	90		14			22.5				22.5					22.5		120
11 - 12	12	105		13			16.7				16.7					16.7		132
PM HOURS																		
1 - 1	1	124		1			15.4				15.4					15.4		149
2 - 2	2	125		18			14.2				14.2					14.2		155
3 - 3	3	117		11			9.6				9.6					9.6		135
4 - 4	4	141		28			17.3				17.3					17.3		179
5 - 5	5	159		17			10.3				10.3					10.3		184
6 - 6	6	193		17			10.0				10.0					10.0		219
7 - 7	7	149		14			11.6				11.6					11.6		173
8 - 8	8	121		10			7.5				7.5					7.5		134
9 - 9	9	97		8			7.5				7.5					7.5		106
10 - 10	10	81		7			7.9				7.9					7.9		89
11 - 11	11	41		1			2.3				2.3					2.3		43
12 - 12	12	14		2			11.8				11.8					11.8		17
AM TOTAL		662		2			16.2				16.2					16.2		823
PM TOTAL		1362		1			11.2				11.2					11.2		1583
DAY TOTAL		2024		3			12.9				12.9					12.9		1583
				239														1583
				62														1583
				7														1583
				25														1583
				8														1583
				2														1583
				1														1583
				3														1583
				.2														1583
				14.5														1583
				32														1583
				2406														1583
				2495														1583

2-AXLE EQUIVALENT

2406
2495

DOT-RNB505A-B

STATE OF WASHINGTON - DEPARTMENT OF TRANSPORTATION
TRIP SYSTEM
HOURLY TRAFFIC CLASSIFICATION SUMMARY

DATE 10/09/07
TIME 13:47:24
PAGE 378

SR 503 MP 022.61

OFF SYSTEM ID.

LEG 2

DIRECTION OF TRAFFIC BOTH WAYS

LANE ALL OF

COUNT IDENTIFIER HPMS

COUNTER NUMBER 323467

DESCRIPTION: ON SR 503 E/O NE 419TH ST

08-09-07 THURSDAY AM HOURS	CARS PICKUPS	BUS	MED	SINGLE UNITS	4+	SINGLE UNIT %	DOUBLE UNITS	4-	5	6+	DOUBLE UNIT %	5-	TRAINS	7+	TRAIN %	TRUCK %	CLASS UNKNOWN	TOTAL VEHICLES	
																			1
1 - 1	13					10.0												1	13
2 - 2	8					14.3												1	10
3 - 3	6					14.3												1	7
4 - 4	4					37.5												1	8
5 - 5	19					17.4												1	23
6 - 6	68					12.5												1	80
7 - 7	96					9.4												1	106
8 - 8	87					7.1												1	98
9 - 9	82					12.5												1	96
10 - 10	104					14.8												2	122
11 - 11	105					14.7												2	129
12 - 12	118					10.4												2	134
PM HOURS																			
1 - 1	149					10.5												4	172
2 - 2	139					12.3												1	163
3 - 3	124					11.0												1	181
4 - 4	73					2.0												35	75
5 - 5	107					5.1												94	151
6 - 6	115					3.2												92	215
7 - 7	84					7.5												64	160
8 - 8	86					1.9												66	155
9 - 9	60					2.4												63	126
10 - 10	40					7.5												38	78
11 - 11	24					3.3												25	53
12 - 12	20					3.3												9	30
AM TOTAL	710					12.0												5	826
PM TOTAL	1021					6.0												566	1699
DAY TOTAL	1731					8.0												571	2525
																		2577	

Tube
up
WB

STATE OF WASHINGTON - DEPARTMENT OF TRANSPORTATION
TRIP SUMMARY
HOURLY TRAFFIC CLASSIFICATION SUMMARY

SR 503 MP 022.61 OFF SYSTEM ID. LEG 2 DIRECTION OF TRAFFIC BOTH WAYS LANE ALL OF
COUNT IDENTIFIER HPMS COUNTER NUMBER 323467 DESCRIPTION: ON SR 503 E/O NE 419TH ST

FRIDAY AM HOURS	CARS PICKUPS	BUS MED	SINGLE UNIT %	DOUBLE UNITS	TRAINS	TRUCK	CLASS	TOTAL VEHICLES
12 - 1	2							2
11 - 2	4							4
10 - 3	2							2
9 - 4	2							2
8 - 5	4							4
7 - 6	11							11
6 - 7	17							17
5 - 8		3	3.8	1		1.4		5
4 - 9								0
3 - 10								0
2 - 11								0
1 - 12								0
PM HOURS								
12 - 1								0
11 - 2								0
10 - 3								0
9 - 4								0
8 - 5								0
7 - 6								0
6 - 7								0
5 - 8								0
4 - 9								0
3 - 10								0
2 - 11								0
1 - 12								0
AM TOTAL	42	3	1.5	1		.5		155
PM TOTAL								
DAY TOTAL	42	3	1.5	1		.5		155

08-06-07 THRU 08-10-07

AVERAGE WEEKDAY CLASSIFICATION VOLUMES *****

CARS PICKUPS	BUS MED	SINGLE UNIT %	DOUBLE UNITS	TRAINS	TRUCK	CLASS	TOTAL VEHICLES
1882	1	10.4	16	9	1.2		208
1958	2	11.77	20	9	1		2431
TOTAL HOURS FOR COUNT	90						2012
AVG WEEKDAY VOL	2366						2366
AVG WEEKDAY	2286						2363

PEAK HOUR PERCENTAGES: K = 9.26 D = 57.99 T = 11.42
 PEAK HOUR LOCATION : VOLUME = 219 DATE: 08/08/07 TIME: 05:00 PM

Note: Med High WB

Tube
up
WB



Interval 15 MIN 60 MIN
 Count(volume) Binned(CL/SP)
 Speed Lane No 1 2

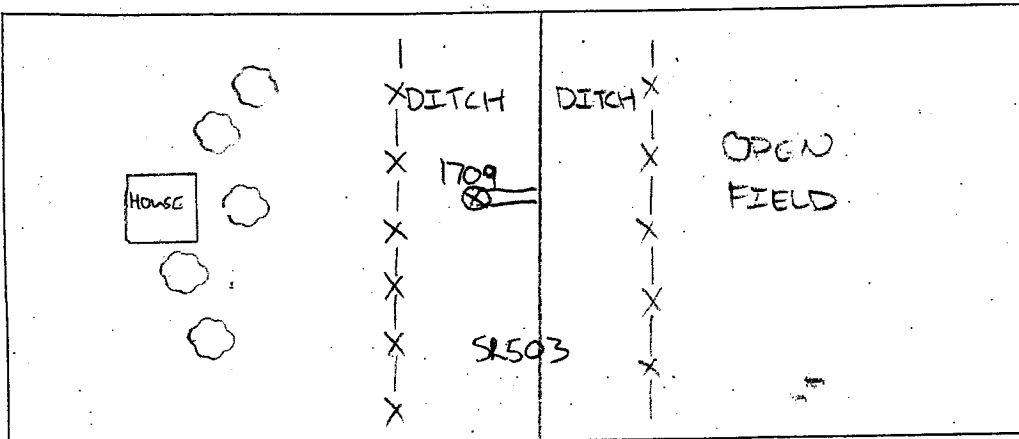
Direction CH #1 _____
 Direction CH.#2 _____
 Data Hog # 3165

Counter No. 32-1709 Count ID HPMS
 SR 503 RRT/RRQ _____ MP 22.61
 Leg 1 Direction SB OSID _____

Station Description ON SL 503 S/D NE 419th St

Date	Day	Time	Comments
8/6/07	2	1251	Manual (1) 1 (2) _____ Counter (1) 1 (2) _____ Set OK RT 8.0
8/7	3	958	Manual (1) (2) _____ Counter (1) (2) _____ Check OK RT 8.0
8/8	4	927	Manual (1) 1 (2) 1=SV Counter (1) 1 (2) _____ Check OK RT 8.0
8/9	5		Manual (1) (2) _____ Counter (1) (2) _____ NO Check RT
8/10	6	728	Manual (1) 1 (2) _____ Counter (1) 1 (2) _____ Pln OK RT 7.9

Sketch



RT

Field Person _____



Interval 15 MIN 60 MIN
 Count(volume) Binned(GL/SP)
 Speed Lane No 1 2

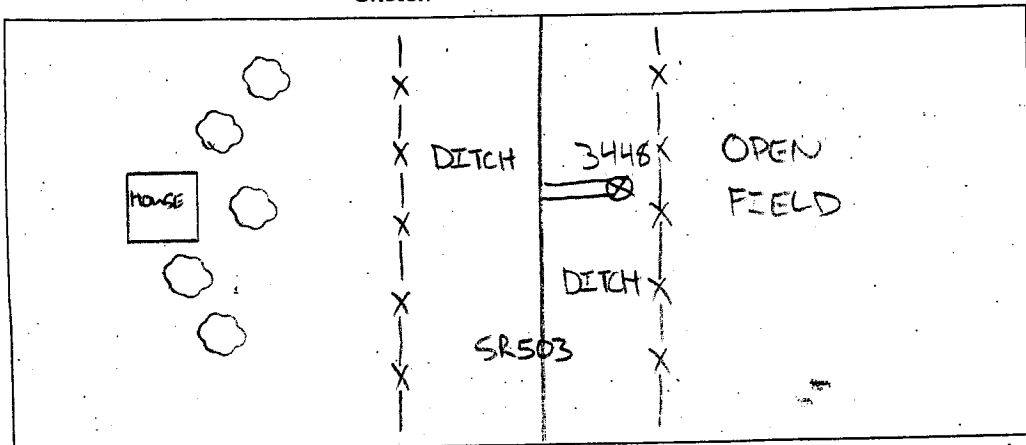
Direction CH #1 _____
 Direction CH #2 _____
 Data Hog # 3165

Counter No. 32-3448 Count ID HPMS
 SR 503 RRT/RRQ _____ MP 22.61
 Leg 1 Direction NB OSID _____

Station Description ON SR 503 S/O NE 419th St

Date	Day	Time	Comments
8/6/07	2	1242	Manual (1) 1 (2) _____ Counter (1) 1 (2) _____ Set OK RT 6.7
8/7	3	1000	Manual (1) 1 (2) _____ Counter (1) 1 (2) _____ Check OK RT 6.7
8/8	4	929	Manual (1) 1 (2) _____ Counter (1) 1 (2) _____ check OK RT 6.6
8/9	5		Manual (1) _____ (2) _____ Counter (1) _____ (2) _____ NO check RT
8/10	6	728	Manual (1) 1 (2) 1=SV Counter (1) 1 (2) _____ PM OK RT 6.5

Sketch



North

RT

Field Person _____

SR 503 MP 022.61 OFF SYSTEM ID. LEG 1 DIRECTION OF TRAFFIC SOUTHBOUND LANE ALL OF
 COUNT IDENTIFIER HPMS COUNTER NUMBER 321709 DESCRIPTION: ON SR 503 S/O NE 419TH ST

08-06-07 MONDAY AM HOURS	CARS PICKUPS	BUS MED	SINGLE UNITS HVV	4+ SINGLE UNIT %	DOUBLE UNITS 4-	5 6+	DOUBLE UNITS UNIT %	5- 6 7+	TRAIN %	TRUCK %	CLASS UNKNOWN	TOTAL VEHICLES
12 - 1	1											
1 - 2	2											
2 - 3	2											
3 - 4	3											
4 - 5	4											
5 - 6	5											
6 - 7	6											
7 - 8	7											
8 - 9	8											
9 - 10	9											
10 - 11	10											
11 - 12	11											
PM HOURS												
12 - 1	1											
1 - 2	1											
2 - 3	2											
3 - 4	3											
4 - 5	4											
5 - 6	5											
6 - 7	6											
7 - 8	7											
8 - 9	8											
9 - 10	9											
10 - 11	10											
11 - 12	11											
AM TOTAL	192		13	2	2		7.9	2		.9	5	216
PM TOTAL	192		13	2	2		7.9	2		.9	5	216
DAY TOTAL	192		13	2	2		7.9	2		.9	5	216

2-AXLE EQUIVALENT

STATE OF WASHINGTON - DEPARTMENT OF TRANSPORTATION
 HOURLY TRAFFIC CLASSIFICATION SUMMARY

SR 503	MP 022.61	OFF SYSTEM ID.	COUNTER NUMBER 321709	DESCRIPTION: ON SR 503 S/O NE 419TH ST	LEG 1	DIRECTION OF TRAFFIC SOUTHBOUND	LANE ALL OF											
08-07-07	TUESDAY	CARS PICKUPS	BUS	SINGLE MED	HVY	4+	SINGLE UNIT %	DOUBLE 4-	DOUBLE 5	DOUBLE 6+	DOUBLE UNIT %	5-	TRAINS 6	TRAINS 7+	TRAIN %	TRUCK %	CLASS UNKNOWN	TOTAL VEHICLES
12 - 1	3	1																3
1 - 2	1																	1
2 - 3	1																	1
3 - 4	1																	1
4 - 5	1																	1
5 - 6	1																	1
6 - 7	8			1			11.1											9
7 - 8	8			2			25.0											12
8 - 9	4			2			42.9			1								7
9 - 10	13			1			11.1											13
10 - 11	15			2			13.3											18
11 - 12	22			1			4.0	1										25
PM HOURS																		
12 - 1	10			4			31.3			1								16
1 - 2	23			3			13.8	2										29
2 - 3	19			1			17.4											23
3 - 4	40		1	2			6.8											44
4 - 5	21			3			12.5											24
5 - 6	23			5			7.7											26
6 - 7	19			5			20.0			1								25
7 - 8	7			3			27.3											11
8 - 9	15			4			21.1											19
9 - 10	12																	12
10 - 11	4																	4
11 - 12																		
AM TOTAL	88			10			11.2			1								107
PM TOTAL	193		1	27			14.2			2								233
DAY TOTAL	281		1	37			13.2			3								340

																	2-AXLE EQUIVALENT	8
																		15.0
																		13.1
																		15.9
																		1.9
																		1.7
																		1.8

DOT-RNBS05A-B

STATE OF WASHINGTON - DEPARTMENT OF TRANSPORTATION
TRIP SYSTEM
HOURLY TRAFFIC CLASSIFICATION SUMMARY

DATE 10/09/07
TIME 13:47:24
PAGE 354

SR 503 MP 022.61 OFF SYSTEM ID. LEG 1 DIRECTION OF TRAFFIC SOUTHBOUND LANE ALL OF
COUNT IDENTIFIER HPMS COUNTER NUMBER 321709 DESCRIPTION: ON SR 503 S/O NE 419TH ST

08-10-07	CARS PICKUPS	BUS MED	SINGLE UNITS 4+	SINGLE UNIT %	DOUBLE UNITS 4-5	DOUBLE UNITS 6+	DOUBLE UNIT %	5- TRAINS 6	7+ TRAINS 7+	TRAIN %	TRUCK %	CLASS UNKNOWN	TOTAL VEHICLES
FRIDAY	1												1
AM HOURS	1												1
12 - 1	2												2
1 - 2	3												3
2 - 3	4												4
3 - 4	5												5
4 - 5	6												6
5 - 6	7												7
6 - 7	8												8
7 - 8	9												9
8 - 9	10												10
9 - 10	11												11
10 - 11	12												12
PM HOURS	1												1
12 - 1	2												2
1 - 2	3												3
2 - 3	4												4
3 - 4	5												5
4 - 5	6												6
5 - 6	7												7
6 - 7	8												8
7 - 8	9												9
8 - 9	10												10
9 - 10	11												11
10 - 11	12												12
AM TOTAL	15		4	20.0	1		5.0				25.0		20
PM TOTAL	15		4	20.0	1		5.0				25.0		20
DAY TOTAL	15		4	20.0	1		5.0				25.0		20

08-06-07 THRU 08-10-07

AVERAGE WEEKDAY CLASSIFICATION VOLUMES	CARS PICKUPS	BUS MED	SINGLE UNITS 4+	SINGLE UNIT %	DOUBLE UNITS 4-5	DOUBLE UNITS 6+	DOUBLE UNIT %	5- TRAINS 6	7+ TRAINS 7+	TRAIN %	TRUCK %	CLASS UNKNOWN	TOTAL VEHICLES
309	1	38	2	11.8	4	1	1.6				13.4	7	365
AMD 2-AXLE EQUIVALENT													
90													376
TOTAL HOURS FOR COUNT													
3 DAYS	365 X SEASONAL ADJ. FACTOR 0.8800 = ESTIMATED AVG DAILY TRAFFIC 321												
AVG WEEKDAY VOL	321												

TRIP SYSTEM HOURLY TRAFFIC CLASSIFICATION SUMMARY

SR 503 MP 022.61 OFF SYSTEM ID. LEG 1 DIRECTION OF TRAFFIC NORTHBOUND LANE ALL OF

COUNT IDENTIFIER HPMS COUNTER NUMBER 323448 DESCRIPTION: ON SR 503 S/O NE 419TH ST

08-06-07 MONDAY AM HOURS	CARS PICKUPS	BUS MED	SINGLE UNITS HVV	4+	SINGLE UNIT %	DOUBLE UNITS 4-	DOUBLE UNITS 5	DOUBLE UNITS 6+	DOUBLE UNIT %	5-	TRAINS 6	TRAINS 7+	TRAIN %	TRUCK %	CLASS UNKNOWN	TOTAL VEHICLES
12 - 1	1															1
11 - 2	2															2
10 - 3	3															3
9 - 4	4															4
8 - 5	5															5
7 - 6	6															6
6 - 7	7															7
5 - 8	8															8
4 - 9	9															9
3 - 10	10															10
2 - 11	11															11
1 - 12	12															12
PM HOURS																
12 - 1	1															1
11 - 2	2															2
10 - 3	3															3
9 - 4	4															4
8 - 5	5															5
7 - 6	6															6
6 - 7	7															7
5 - 8	8															8
4 - 9	9															9
3 - 10	10															10
2 - 11	11															11
1 - 12	12															12
AM TOTAL	280		28	4	10.2	3			1.0					11.1		315
PM TOTAL	280		28	4	10.2	3			1.0					11.1		315
DAY TOTAL	280		28	4	10.2	3			1.0					11.1		315
															2-AXLE EQUIVALENT	320

SR 503	MP 022-61	OFF SYSTEM ID.	COUNTER NUMBER 323448	LEG 1	DESCRIPTION: ON SR 503 S/O NE 419TH ST	DIRECTION OF TRAFFIC NORTHBOUND	LANE ALL OF	TOTAL								
COUNT IDENTIFIER	HPMS	COUNTER NUMBER	323448	DESCRIPTION:	ON SR 503 S/O NE 419TH ST											
08-07-07	TUESDAY															
AM HOURS	CARS PICKUPS	BUS	SINGLE MED	HVY	4+	SINGLE UNIT %	DOUBLE 4-	DOUBLE 5	DOUBLE 6+	DOUBLE UNIT %	5- TRAINS 6	7+	TRAIN %	TRUCK %	CLASS UNKNOWN	VEHICLES
12 - 1	4					20.0				12.5						8
1 - 2	1					12.5				12.5						5
2 - 3	4					12.5				12.5						5
3 - 4	2					12.5				12.5						5
4 - 5	2					12.5				12.5						5
5 - 6	2					12.5				12.5						5
6 - 7	6					12.5				12.5						5
7 - 8	12					12.5				12.5						5
8 - 9	10					12.5				12.5						5
9 - 10	18					12.5				12.5						5
10 - 11	32					12.5				12.5						5
11 - 12	14					12.5				12.5						5
PM HOURS																
12 - 1	24					13.3	2	1		6.7				20.0		30
1 - 2	31					16.2				6.7				20.0		37
2 - 3	20					8.7		1		4.3				13.0		23
3 - 4	26					12.9			1	3.2				16.1		31
4 - 5	36					14.3								14.3		42
5 - 6	38					2.6								2.6		39
6 - 7	40					4.8								4.8		42
7 - 8	33					13.2								8.0		38
8 - 9	23					8.0								8.0		25
9 - 10	19					5.0								5.0		20
10 - 11	12					20.0								20.0		12
11 - 12	4					12.5								12.5		5
AM TOTAL	125		15	7		14.5	3	1		2.6				17.1	1	152
PM TOTAL	289		28	3		9.6		1	1	.6				10.2		322
DAY TOTAL	414		43	10		11.2	3	2	1	1.3				12.4	1	474
														2-AXLE EQUIVALENT		487

TRIP SYSTEM HOURLY TRAFFIC CLASSIFICATION SUMMARY

SR 503 MP 022.61

OFF SYSTEM ID.

LEG 1

DIRECTION OF TRAFFIC NORTHBOUND

LANE ALL OF

COUNT IDENTIFIER HPMS

COUNTER NUMBER 323448

DESCRIPTION: ON SR 503 S/O NE 419TH ST

THURSDAY	CARS PICKUPS	SINGLE MED	HVY	4+	SINGLE UNIT %	DOUBLE 4-	DOUBLE 5	DOUBLE 6+	DOUBLE UNIT %	5- TRAINS	7+	TRAIN %	TRUCK %	CLASS UNKNOWN	TOTAL VEHICLES
12 - 1	4														4
11 - 1	1														1
10 - 1	1														1
9 - 1	1														1
8 - 1	1														1
7 - 1	1														1
6 - 1	1														1
5 - 1	1														1
4 - 1	1														1
3 - 1	1														1
2 - 1	1														1
12 - 1	1														1
11 - 1	1														1
10 - 1	1														1
9 - 1	1														1
8 - 1	1														1
7 - 1	1														1
6 - 1	1														1
5 - 1	1														1
4 - 1	1														1
3 - 1	1														1
2 - 1	1														1
12 - 1	1														1
11 - 1	1														1
10 - 1	1														1
9 - 1	1														1
8 - 1	1														1
7 - 1	1														1
6 - 1	1														1
5 - 1	1														1
4 - 1	1														1
3 - 1	1														1
2 - 1	1														1
12 - 1	1														1
11 - 1	1														1
10 - 1	1														1
9 - 1	1														1
8 - 1	1														1
7 - 1	1														1
6 - 1	1														1
5 - 1	1														1
4 - 1	1														1
3 - 1	1														1
2 - 1	1														1
12 - 1	1														1
11 - 1	1														1
10 - 1	1														1
9 - 1	1														1
8 - 1	1														1
7 - 1	1														1
6 - 1	1														1
5 - 1	1														1
4 - 1	1														1
3 - 1	1														1
2 - 1	1														1
12 - 1	1														1
11 - 1	1														1
10 - 1	1														1
9 - 1	1														1
8 - 1	1														1
7 - 1	1														1
6 - 1	1														1
5 - 1	1														1
4 - 1	1														1
3 - 1	1														1
2 - 1	1														1
12 - 1	1														1
11 - 1	1														1
10 - 1	1														1
9 - 1	1														1
8 - 1	1														1
7 - 1	1														1
6 - 1	1														1
5 - 1	1														1
4 - 1	1														1
3 - 1	1														1
2 - 1	1														1
12 - 1	1														1
11 - 1	1														1
10 - 1	1														1
9 - 1	1														1
8 - 1	1														1
7 - 1	1														1
6 - 1	1														1
5 - 1	1														1
4 - 1	1														1
3 - 1	1														1
2 - 1	1														1
12 - 1	1														1
11 - 1	1														1
10 - 1	1														1
9 - 1	1														1
8 - 1	1														1
7 - 1	1														1
6 - 1	1														1
5 - 1	1														1
4 - 1	1														1
3 - 1	1														1
2 - 1	1														1
12 - 1	1														1
11 - 1	1														1
10 - 1	1														1
9 - 1	1														1
8 - 1	1														1
7 - 1	1														1
6 - 1	1														1
5 - 1	1														1
4 - 1	1														1
3 - 1	1														1
2 - 1	1														1
12 - 1	1														1
11 - 1	1														1
10 - 1	1														1
9 - 1	1														1
8 - 1	1														1
7 - 1	1														1
6 - 1	1														1
5 - 1	1														1
4 - 1	1														1
3 - 1	1														1
2 - 1	1			</											

STATE OF WASHINGTON - DEPARTMENT OF TRANSPORTATION
TRIP SYSTEM
HOURLY TRAFFIC CLASSIFICATION SUMMARY

SR 503 MP 022.61 OFF SYSTEM ID. LEG 1 DIRECTION OF TRAFFIC NORTHBOUND LANE ALL OF
COUNT IDENTIFIER HPMS COUNTER NUMBER 323448 DESCRIPTION: ON SR 503 S/O NE 419TH ST

08-10-07	CARS PICKUPS	BUS	SINGLE MED	UNITS HVY	4+	SINGLE UNIT %	DOUBLE UNITS 4-	5	6+	DOUBLE UNIT %	5-	TRAINS 6	7+	TRAIN %	TRUCK %	CLASS UNKNOWN	TOTAL VEHICLES
FRIDAY	1																1
AM HOURS	1																1
12 - 1	1																1
1 - 2	1																1
2 - 3	1																1
3 - 4	1																1
4 - 5	2																2
5 - 6	6																6
6 - 7	15																15
7 - 8																	0
8 - 9																	0
9 - 10																	0
10 - 11																	0
11 - 12																	0
PM HOURS																	0
12 - 1	1																1
1 - 2	2																2
2 - 3	3																3
3 - 4	4																4
4 - 5	5																5
5 - 6	6																6
6 - 7	7																7
7 - 8	8																8
8 - 9	9																9
9 - 10	10																10
10 - 11	11																11
11 - 12	12																12
AM TOTAL	26																26
PM TOTAL	26																26
DAY TOTAL	26																52

08-06-07 THRU 08-10-07

AVERAGE WEEKDAY CLASSIFICATION VOLUMES *****

AVERAGE WEEKDAY	CARS PICKUPS	BUS	SINGLE MED	UNITS HVY	4+	SINGLE UNIT %	DOUBLE UNITS 4-	5	6+	DOUBLE UNIT %	5-	TRAINS 6	7+	TRAIN %	TRUCK %	CLASS UNKNOWN	TOTAL VEHICLES
AVERAGE WEEKDAY	459																459
VOLUME	459																459
TOTAL HOURS FOR COUNT	90																90
3 DAYS	534																534
AVG WEEKDAY VOL	534																534

FACTOR GROUP GR-05
FACTOR 0.8800 = ESTIMATED AVG DAILY TRAFFIC 470

AMD 2-AXLE EQUIVALENT

HOURLY TRAFFIC CLASSIFICATION SUMMARY

SR 503 MP 022.61 OFF SYSTEM ID. LEG 1 DIRECTION OF TRAFFIC BOTH WAYS LANE ALL OF

COUNT IDENTIFIER HPMS COUNTER NUMBER 323448 DESCRIPTION: ON SR 503 S/O NE 419TH ST

08-06-07 MONDAY AM HOURS	CARS PICKUPS	SINGLE MED	UNITS HVV	4+	SINGLE UNIT %	DOUBLE UNITS 4-	DOUBLE UNITS 5	DOUBLE UNITS 6+	DOUBLE UNIT %	5-	TRAINS 6	TRAINS 7+	TRAIN %	TRUCK %	CLASS UNKNOWN	TOTAL VEHICLES
1 - 1	70	10	3	1	16.5	1			1.2					17.6		85
2 - 2	58	2	2	1	7.8	1			1.6					9.4		64
3 - 3	55	2			3.4	1			1.7					5.2		58
4 - 4	65	5			7.1	1			1.3					7.1		70
5 - 5	68	7			9.1	1			1.3					10.4	1	77
6 - 6	49	4			7.4				2.2					7.4	1	54
7 - 7	38	4	1		10.9									13.0	2	46
8 - 8	26	3			10.3									10.3		29
9 - 9	25	3			10.3									10.3	1	29
10 - 10	11	1			8.3									8.3		12
11 - 11	7															7
12 - 12																
AM TOTAL	472	41	6	2	9.2	5			.9					10.2	5	531
PM TOTAL	472	41	6	2	9.2	5			.9					10.2	5	531
DAY TOTAL	472	41	6	2	9.2	5			.9					10.2	5	531

															2-AXLE EQUIVALENT	541

SR 503 MP 022.61 OFF SYSTEM ID. LEG 1 DIRECTION OF TRAFFIC BOTH WAYS LANE ALL OF
COUNT IDENTIFIER HPMS COUNTER NUMBER 323448 DESCRIPTION: ON SR 503 S/O NE 419TH ST

08-08-07 WEDNESDAY AM HOURS	CARS PICKUPS	BUS	SINGLE MED	HVY	4+	SINGLE UNIT %	DOUBLE 4-5	UNITS 6+	DOUBLE UNIT %	5-6	7+	TRAIN %	TRUCK %	CLASS UNKNOWN	TOTAL VEHICLES
12 - 1	5		1			33.3							33.3		5
1 - 2	2														1
2 - 3	1														1
3 - 4	3														3
4 - 5	3														3
5 - 6	12					42.9							42.9		12
6 - 7	12					17.6							17.6		12
7 - 8	22					23.3							23.3		22
8 - 9	19					26.9							26.9		19
9 - 10	23					11.1							14.8		23
10 - 11	35					21.3							25.5		35
11 - 12	33					17.5							17.5		33
PM HOURS	57					15.7							18.6		57
12 - 1	36					16.3							16.3		36
1 - 2	49					19.1							26.5		49
2 - 3	54					6.7							10.0		54
3 - 4	58					20.3							25.3		58
4 - 5	61					9.0							9.0		61
5 - 6	73					8.6							8.6		73
6 - 7	71					6.5							6.5		71
7 - 8	60					4.7							6.3		60
8 - 9	31					17.9							17.9		31
9 - 10	19					5.0							5.0		19
10 - 11	13														13
11 - 12	9														9
AM TOTAL	215					18.8							21.0		215
PM TOTAL	534					11.1							13.2		534
DAY TOTAL	749					13.5							15.6		749

2-AXLE EQUIVALENT 8 897 928

STATE OF WASHINGTON - DEPARTMENT OF TRANSPORTATION
 TRIP SYSTEM
 HOURLY TRAFFIC CLASSIFICATION SUMMARY

SR 503 MP 022.61 OFF SYSTEM ID. LEG 1 DIRECTION OF TRAFFIC BOTH WAYS LANE ALL OF
 COUNT IDENTIFIER HPMS COUNTER NUMBER 323448 DESCRIPTION: ON SR 503 S/O NE 419TH ST

THURSDAY AM HOURS	CARS PICKUPS	BUS	SINGLE MED	UNITS HVV	4+	SINGLE UNIT %	DOUBLE UNITS	4-	5	6+	DOUBLE UNIT %	5-	TRAINS	6	7+	TRAIN %	TRUCK %	CLASS UNKNOWN	TOTAL VEHICLES	
12 - 1	5																		8	275
1 - 2	1																		12	711
2 - 3	2																		20	986
3 - 4	2																		20	986
4 - 5	1																		20	986
5 - 6	14																		20	986
6 - 7	17																		20	986
7 - 8	17																		20	986
8 - 9	36																		20	986
9 - 10	31																		20	986
10 - 11	46																		20	986
11 - 12	54																		20	986
PM HOURS																			20	986
12 - 1	80																		20	986
1 - 2	67																		20	986
2 - 3	64																		20	986
3 - 4	58																		20	986
4 - 5	74																		20	986
5 - 6	86																		20	986
6 - 7	50																		20	986
7 - 8	60																		20	986
8 - 9	49																		20	986
9 - 10	32																		20	986
10 - 11	11																		20	986
11 - 12	3																		20	986
AM TOTAL	226																		20	275
PM TOTAL	634																		20	711
DAY TOTAL	860																		20	986

2-AXLE EQUIVALENT

SR 503 MP 022.61 OFF SYSTEM ID. LEG 1 DIRECTION OF TRAFFIC BOTH WAYS LANE ALL OF
COUNT IDENTIFIER HPMS COUNTER NUMBER 323448 DESCRIPTION: ON SR 503 S/O NE 419TH ST

08-10-07	CARS PICKUPS	BUS MED	SINGLE UNITS HVY	4+	SINGLE UNIT %	DOUBLE UNITS 4-	5	6+	DOUBLE UNIT %	5-	6	7+	TRAIN %	TRUCK %	CLASS UNKNOWN	TOTAL VEHICLES
FRIDAY AM HOURS	2															2
12 - 1	1															1
1 - 2	1															1
2 - 3	1															1
3 - 4	2															2
4 - 5	3															3
5 - 6	11															11
6 - 7	21															21
7 - 8																
8 - 9																
9 - 10																
10 - 11																
11 - 12																
PM HOURS	1															1
12 - 1	2															2
1 - 2	2															2
2 - 3	3															3
3 - 4	4															4
4 - 5	5															5
5 - 6	6															6
6 - 7	7															7
7 - 8	8															8
8 - 9	8															8
9 - 10	9															9
10 - 11	10															10
11 - 12	11															11
AM TOTAL	41															41
PM TOTAL	41															41
DAY TOTAL	41															82

08-06-07 THRU 08-10-07

AVERAGE WEEKDAY CLASSIFICATION VOLUMES	CARS PICKUPS	BUS MED	SINGLE UNITS HVY	4+	SINGLE UNIT %	DOUBLE UNITS 4-	5	6+	DOUBLE UNIT %	5-	6	7+	TRAIN %	TRUCK %	CLASS UNKNOWN	TOTAL VEHICLES
768	2	89	12	2	11.7	9	3	1	1.4							899
90																90
899 X SEASONAL ADJ.																899
791																791

PEAK HOUR PERCENTAGES: K = 10.57 D = 54.74 T = 8.42
PEAK HOUR LOCATION : VOLUME = 95 DATE: 08/09/07 TIME: 05:00 PM

Note: Med/hvy high NB