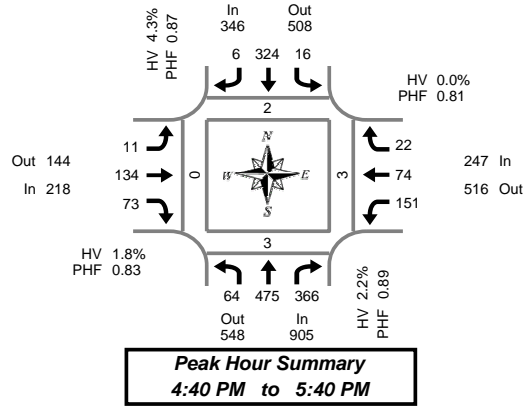


Total Vehicle Summary



Clay Carney
(503) 833-2740



NE Covington Rd & NE 107th Ave

Tuesday, March 07, 2006

4:00 PM to 6:00 PM

5-Minute Interval Summary 4:00 PM to 6:00 PM

Interval Start Time	Northbound NE Covington Rd				Southbound NE Covington Rd				Eastbound NE 107th Ave				Westbound NE 107th Ave				Interval Total	Pedestrians Crosswalk				
	L	T	R	Bikes	L	T	R	Bikes	L	T	R	Bikes	L	T	R	Bikes		North	South	East	West	
4:00 PM	3	28	28	0	3	28	0	0	0	9	5	0	0	9	5	2	0	120	0	0	0	0
4:05 PM	3	52	24	0	2	33	1	0	2	6	5	0	11	8	2	0	149	1	0	0	0	
4:10 PM	4	27	25	0	0	30	0	0	0	9	3	0	14	10	1	0	123	1	0	0	0	
4:15 PM	4	39	16	0	1	32	2	0	0	8	6	0	9	5	2	0	124	0	1	0	0	
4:20 PM	3	27	26	0	0	19	0	0	1	15	8	0	11	7	1	0	118	0	0	0	0	
4:25 PM	3	26	12	0	3	28	0	0	3	7	4	0	8	10	0	0	104	0	0	0	0	
4:30 PM	2	34	30	0	0	29	0	0	0	12	7	0	13	5	3	0	135	0	0	0	0	
4:35 PM	1	36	27	0	6	22	0	0	1	11	4	0	9	9	1	0	127	0	0	0	0	
4:40 PM	4	34	28	0	2	29	0	0	1	9	8	0	20	5	2	0	142	0	0	1	0	
4:45 PM	7	41	28	0	0	21	0	0	0	7	7	0	13	7	3	0	134	0	0	0	0	
4:50 PM	7	38	31	0	3	35	1	0	0	14	8	0	14	10	2	0	163	0	0	0	0	
4:55 PM	5	45	19	0	1	25	0	0	2	12	8	0	12	1	0	0	130	0	0	0	0	
5:00 PM	7	43	26	0	2	31	2	0	1	8	3	0	13	13	0	0	149	0	1	0	0	
5:05 PM	2	40	23	0	2	24	1	0	2	12	9	0	8	6	0	0	129	0	1	0	0	
5:10 PM	6	41	39	0	2	32	0	0	0	13	11	0	9	3	5	0	161	1	0	0	0	
5:15 PM	3	56	30	0	1	20	0	0	1	12	6	0	9	6	0	0	144	0	1	0	0	
5:20 PM	8	33	38	0	0	19	1	0	1	8	1	0	14	8	4	0	135	0	0	0	0	
5:25 PM	6	36	32	0	1	19	0	0	1	14	5	0	11	3	4	0	132	0	0	0	0	
5:30 PM	5	39	43	0	1	35	1	0	2	11	3	0	16	6	2	0	164	1	0	2	0	
5:35 PM	4	29	29	0	1	34	0	0	0	14	4	0	12	6	0	0	133	0	0	0	0	
5:40 PM	3	34	24	0	1	28	1	0	0	3	5	0	12	7	0	0	118	0	0	0	0	
5:45 PM	5	34	23	0	0	22	0	0	0	9	5	0	12	8	1	0	119	0	0	0	0	
5:50 PM	6	37	28	0	3	30	0	0	0	10	5	0	14	4	0	0	137	0	0	0	0	
5:55 PM	1	28	30	0	4	13	1	0	0	8	4	0	14	7	0	0	110	0	0	0	0	
Total Survey	102	877	659	0	39	638	11	0	18	241	134	0	287	159	35	0	3,200	4	4	3	0	

15-Minute Interval Summary 4:00 PM to 6:00 PM

Interval Start Time	Northbound NE Covington Rd				Southbound NE Covington Rd				Eastbound NE 107th Ave				Westbound NE 107th Ave				Interval Total	Pedestrians Crosswalk			
	L	T	R	Bikes	L	T	R	Bikes	L	T	R	Bikes	L	T	R	Bikes		North	South	East	West
4:00 PM	10	107	77	0	5	91	1	0	2	24	13	0	34	23	5	0	392	2	0	0	0
4:15 PM	10	92	54	0	4	79	2	0	4	30	18	0	28	22	3	0	346	0	1	0	0
4:30 PM	7	104	85	0	8	80	0	0	2	32	19	0	42	19	6	0	404	0	0	1	0
4:45 PM	19	124	78	0	4	81	1	0	2	33	23	0	39	18	5	0	427	0	0	0	0
5:00 PM	15	124	88	0	6	87	3	0	3	33	23	0	30	22	5	0	439	1	2	0	0
5:15 PM	17	125	100	0	2	58	1	0	3	34	12	0	34	17	8	0	411	0	1	0	0
5:30 PM	12	102	96	0	3	97	2	0	2	28	12	0	40	19	2	0	415	1	0	2	0
5:45 PM	12	99	81	0	7	65	1	0	0	27	14	0	40	19	1	0	366	0	0	0	0
Total Survey	102	877	659	0	39	638	11	0	18	241	134	0	287	159	35	0	3,200	4	4	3	0

Peak Hour Summary 4:40 PM to 5:40 PM

By Approach	Northbound NE Covington Rd				Southbound NE Covington Rd				Eastbound NE 107th Ave				Westbound NE 107th Ave				Total	Pedestrians Crosswalk			
	In	Out	Total	Bikes	In	Out	Total	Bikes	In	Out	Total	Bikes	In	Out	Total	Bikes		North	South	East	West
Volume	905	548	1,453	0	346	508	854	0	218	144	362	0	247	516	763	0	1,716	2	3	3	0
%HV	2.2%				4.3%				1.8%				0.0%				2.3%				
PHF	0.89				0.87				0.83				0.81				0.97				

By Movement	Northbound NE Covington Rd				Southbound NE Covington Rd				Eastbound NE 107th Ave				Westbound NE 107th Ave				Total
	L	T	R	Total	L	T	R	Total	L	T	R	Total	L	T	R	Total	
Volume	64	475	366	905	16	324	6	346	11	134	73	218	151	74	22	247	1,716
%HV	0.0%	2.1%	2.7%	2.2%	0.0%	4.6%	0.0%	4.3%	0.0%	2.2%	1.4%	1.8%	0.0%	0.0%	0.0%	0.0%	2.3%
PHF	0.84	0.87	0.81	0.89	0.67	0.89	0.50	0.87	0.55	0.86	0.70	0.83	0.80	0.77	0.55	0.81	0.97

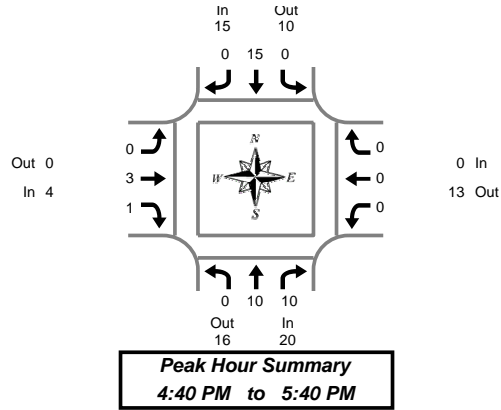
Rolling Hour Summary 4:00 PM to 6:00 PM

Interval Start Time	Northbound NE Covington Rd				Southbound NE Covington Rd				Eastbound NE 107th Ave				Westbound NE 107th Ave				Interval Total	Pedestrians Crosswalk			
	L	T	R	Bikes	L	T	R	Bikes	L	T	R	Bikes	L	T	R	Bikes		North	South	East	West
4:00 PM	46	427	294	0	21	331	4	0	10	119	73	0	143	82	19	0	1,569	2	1	1	0
4:15 PM	51	444	305	0	22	327	6	0	11	128	83	0	139	81	19	0	1,616	1	3	1	0
4:30 PM	58	477	351	0	20	306	5	0	10	132	77	0	145	76	24	0	1,681	1	3	1	0
4:45 PM	63	475	362	0	15	323	7	0	10	128	70	0	143	76	20	0	1,692	2	3	2	0
5:00 PM	56	450	365	0	18	307	7	0	8	122	61	0	144	77	16	0	1,631	2	3	2	0

Heavy Vehicle Summary



Clay Carney
(503) 833-2740



NE Covington Rd & NE 107th Ave

Tuesday, March 07, 2006

4:00 PM to 6:00 PM

Heavy Vehicle 5-Minute Interval Summary

4:00 PM to 6:00 PM

Interval Start Time	Northbound NE Covington Rd				Southbound NE Covington Rd				Eastbound NE 107th Ave				Westbound NE 107th Ave				Interval Total
	L	T	R	Total	L	T	R	Total	L	T	R	Total	L	T	R	Total	
4:00 PM	0	0	0	0	0	1	0	1	0	1	0	1	0	0	0	0	2
4:05 PM	0	2	0	2	0	2	0	2	0	0	0	0	1	1	0	0	6
4:10 PM	0	0	0	0	0	1	0	1	0	0	0	0	0	0	0	0	1
4:15 PM	1	1	1	3	0	1	0	1	0	1	0	1	4	0	0	0	9
4:20 PM	0	0	0	0	0	1	0	1	0	0	0	0	0	0	0	0	1
4:25 PM	0	1	0	1	0	2	0	2	0	0	0	0	0	0	0	0	3
4:30 PM	0	0	0	0	0	3	0	3	0	0	0	0	0	0	0	0	3
4:35 PM	0	2	1	3	1	2	0	3	1	0	0	1	0	0	0	0	7
4:40 PM	0	1	1	2	0	5	0	5	0	1	0	1	0	0	0	0	8
4:45 PM	0	0	0	0	0	0	0	0	0	0	0	0	0	0	0	0	0
4:50 PM	0	0	2	2	0	3	0	3	0	0	1	1	0	0	0	0	6
4:55 PM	0	1	0	1	0	2	0	2	0	0	0	0	0	0	0	0	3
5:00 PM	0	0	0	0	0	0	0	0	0	0	0	0	0	0	0	0	0
5:05 PM	0	2	1	3	0	1	0	1	0	0	0	0	0	0	0	0	4
5:10 PM	0	1	1	2	0	0	0	0	0	0	0	0	0	0	0	0	2
5:15 PM	0	2	1	3	0	1	0	1	0	0	0	0	0	0	0	0	4
5:20 PM	0	0	0	0	0	1	0	1	0	0	0	0	0	0	0	0	1
5:25 PM	0	1	2	3	0	0	0	0	0	2	0	2	0	0	0	0	5
5:30 PM	0	1	0	1	0	1	0	1	0	0	0	0	0	0	0	0	2
5:35 PM	0	1	2	3	0	1	0	1	0	0	0	0	0	0	0	0	4
5:40 PM	0	0	1	1	0	0	1	1	0	0	0	0	0	0	0	0	2
5:45 PM	0	1	0	1	0	0	0	0	0	0	0	0	0	0	0	0	1
5:50 PM	1	0	0	1	0	1	0	1	0	0	1	1	0	0	0	0	3
5:55 PM	0	2	0	2	0	1	0	1	0	0	0	1	0	0	0	0	3
Total Survey	2	19	13	34	1	30	1	32	1	5	2	8	5	1	0	6	80

Heavy Vehicle 15-Minute Interval Summary

4:00 PM to 6:00 PM

Interval Start Time	Northbound NE Covington Rd				Southbound NE Covington Rd				Eastbound NE 107th Ave				Westbound NE 107th Ave				Interval Total
	L	T	R	Total	L	T	R	Total	L	T	R	Total	L	T	R	Total	
4:00 PM	0	2	0	2	0	4	0	4	0	1	0	1	1	1	0	2	9
4:15 PM	1	2	1	4	0	4	0	4	0	1	0	1	4	0	0	4	13
4:30 PM	0	3	2	5	1	10	0	11	1	1	0	2	0	0	0	0	18
4:45 PM	0	1	2	3	0	5	0	5	0	0	1	1	0	0	0	0	9
5:00 PM	0	3	2	5	0	1	0	1	0	0	0	0	0	0	0	0	6
5:15 PM	0	3	3	6	0	2	0	2	0	2	0	2	0	0	0	0	10
5:30 PM	0	2	3	5	0	2	1	3	0	0	0	0	0	0	0	0	8
5:45 PM	1	3	0	4	0	2	0	2	0	0	1	1	0	0	0	0	7
Total Survey	2	19	13	34	1	30	1	32	1	5	2	8	5	1	0	6	80

Heavy Vehicle Peak Hour Summary

4:40 PM to 5:40 PM

By Approach	Northbound NE Covington Rd			Southbound NE Covington Rd			Eastbound NE 107th Ave			Westbound NE 107th Ave			Total
	In	Out	Total	In	Out	Total	In	Out	Total	In	Out	Total	
Volume	20	16	36	15	10	25	4	0	4	0	13	13	39
PHF	0.63			0.47			0.50			0.00			0.70

By Movement	Northbound NE Covington Rd				Southbound NE Covington Rd				Eastbound NE 107th Ave				Westbound NE 107th Ave				Total
	L	T	R	Total	L	T	R	Total	L	T	R	Total	L	T	R	Total	
Volume	0	10	10	20	0	15	0	15	0	3	1	4	0	0	0	0	39
PHF	0.00	0.50	0.63	0.63	0.00	0.47	0.00	0.47	0.00	0.38	0.25	0.50	0.00	0.00	0.00	0.00	0.70

Heavy Vehicle Rolling Hour Summary

4:00 PM to 6:00 PM

Interval Start Time	Northbound NE Covington Rd				Southbound NE Covington Rd				Eastbound NE 107th Ave				Westbound NE 107th Ave				Interval Total
	L	T	R	Total	L	T	R	Total	L	T	R	Total	L	T	R	Total	
4:00 PM	1	8	5	14	1	23	0	24	1	3	1	5	5	1	0	0	49
4:15 PM	1	9	7	17	1	20	0	21	1	2	1	4	4	0	0	0	46
4:30 PM	0	10	9	19	1	18	0	19	1	3	1	5	0	0	0	0	43
4:45 PM	0	9	10	19	0	10	1	11	0	2	1	3	0	0	0	0	33
5:00 PM	1	11	8	20	0	7	1	8	0	2	1	3	0	0	0	0	31

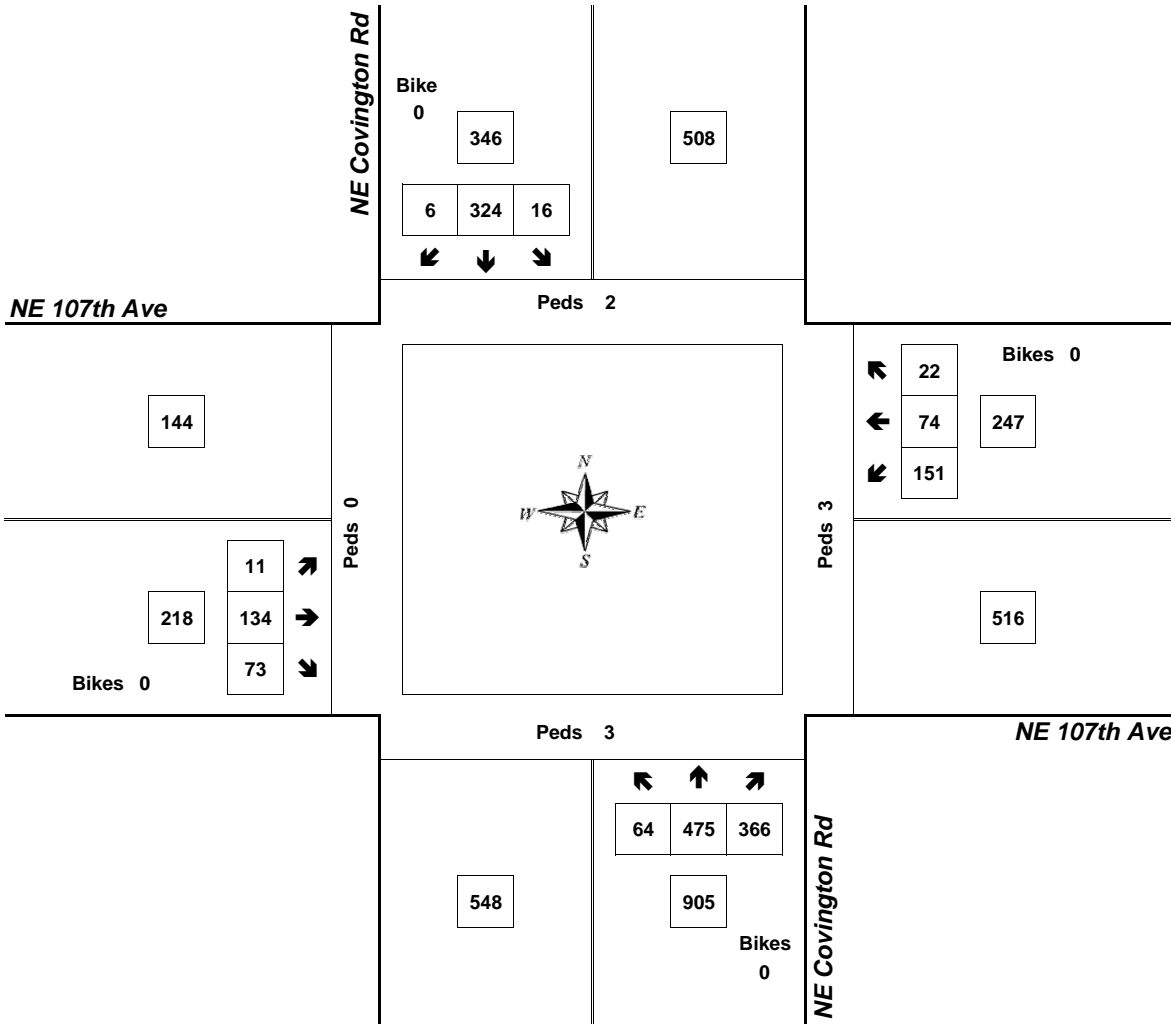
Peak Hour Summary



Clay Carney
(503) 833-2740

NE Covington Rd & NE 107th Ave

4:40 PM to 5:40 PM
Tuesday, March 07, 2006



Approach	PHF	HV%	Volume
EB	0.83	1.8%	218
WB	0.81	0.0%	247
NB	0.89	2.2%	905
SB	0.87	4.3%	346
Intersection	0.97	2.3%	1,716

Count Period: 4:00 PM to 6:00 PM