



JA

Interval 60 min. 15 min.
 Binned(CL/SP) Count(volume)
 Lane No 1 2

1 of 2

Direction Channel 1 _____
 Direction Channel 2 _____
 Unique ID# _____

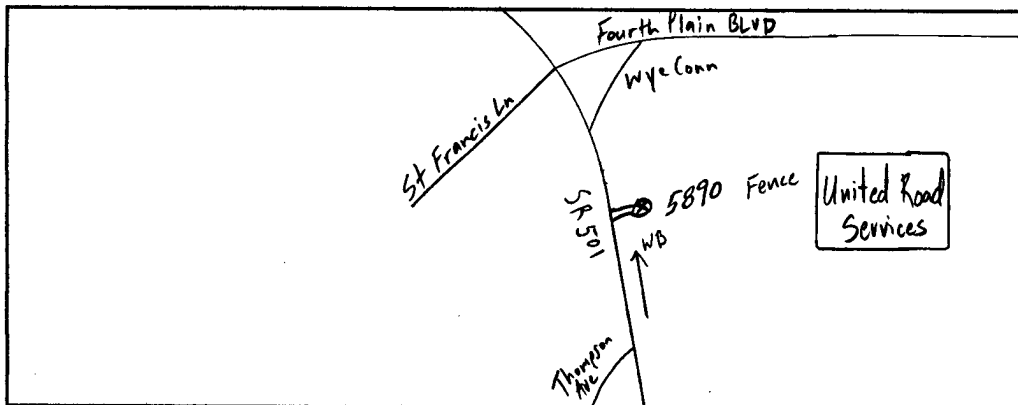
Counter No. 285890 Count ID HPMS
 SR 501 RRT/RRQ MP 1.71
 Leg 1 Direction WB OSID _____

DELETE Bal FROM CLASSICAT - JRP

Station Description _ ON SR 501 E/O FOURTH PLAIN BLVD WYE CONN

Date	Day	Time	Comments
7/9/18	2	12:29	Manual (1) <u>2</u> (2) _____ SET COUNTER OK SS/RT 6.5v Counter (1) 2 (2)
7/10/18	3	12:12	Manual (1) <u>10</u> (2) _____ CHECK OK SS/RT 7.0v Counter (1) 10 (2)
7/11/18	4	8:32	Manual (1) <u>7</u> (2) _____ CHECK OK SS/RT 6.8v Counter (1) 7 (2)
7/12/18	5	10:17	Manual (1) <u>5</u> (2) _____ CHECK OK SS/RT 7.0v Counter (1) 5 (2)
7/13/18	6	9:31	Manual (1) <u>1</u> (2) _____ P/U OK SS/RT 6.8v Counter (1) 1 (2)

Sketch



SS/RT
Field Person



Interval 60 min. 15 min.
 Binned(CL/SP) Count(volume)
Lane No 1 2

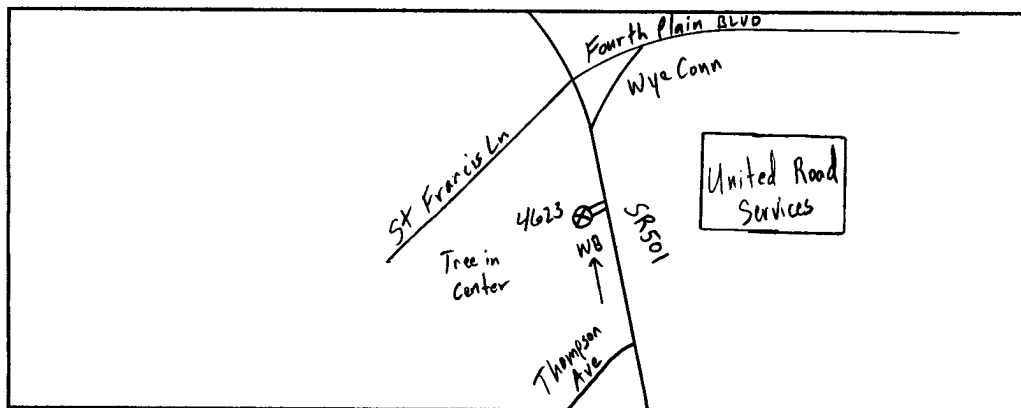
Direction Channel 1 2052
Direction Channel 2 _____
Unique ID# _____

Counter No. 284623 Count ID HPMS
SR 501 RRT/RRQ _____ MP 1.71
Leg 1 Direction WB OSID _____

Station Description _ ON SR 501 E/O FOURTH PLAIN BLVD WYE CONN

Date	Day	Time	Comments
7/9/18	2	12:31	Manual (1) <u>2</u> (2) _____ SET COUNTER OK SS/RT 6.5v Counter (1) 2 (2)
7/10/18	3	12:17	Manual (1) <u>13</u> (2) _____ CHECK OK SS/RT 7.0v Counter (1) 13 (2)
7/11/18	4	8:34	Manual (1) <u>6</u> (2) _____ CHECK OK SS/RT 6.5v Counter (1) 6 (2)
7/12/18	5	10:20	Manual (1) <u>8</u> (2) _____ CHECK OK SS/RT 7.0v Counter (1) 8 (2)
7/13/18	6	9:32	Manual (1) <u>1</u> (2) _____ P/U OK SS/RT 6.5v Counter (1) 1 (2)

Sketch



S/RT
Field Person



Interval 60 min. 15 min.
 Binned(CL/SP) Count(volume)
 Lane No 1 2

1 of 2

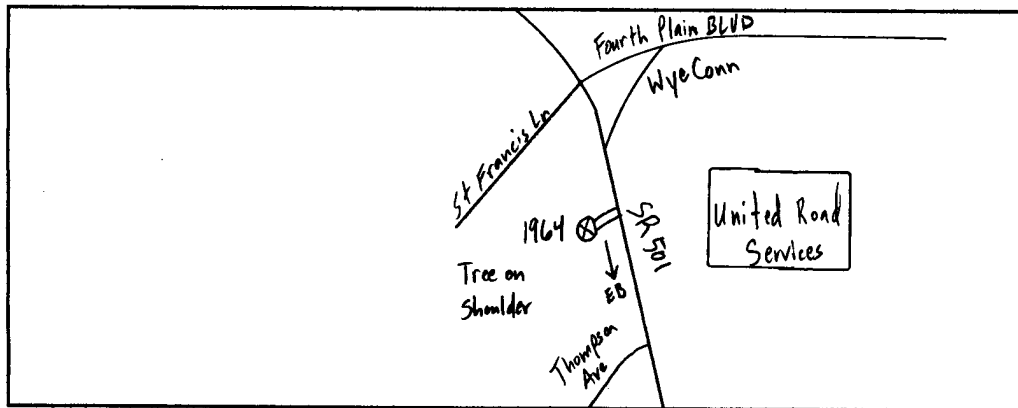
Direction Channel 1 _____
 Direction Channel 2 _____
 Unique ID# _____

Counter No. 281964 Count ID HPMS
 SR 501 RRT/RRQ _____ MP 1.71
 Leg 1 Direction EB OSID _____

Station Description _ ON SR 501 E/O FOURTH PLAIN BLVD WYE CONN

Date	Day	Time	Comments
7/9/18	2	12:48	Manual (1) <u>2</u> (2) _____ SET COUNTER OK SS/RT 6.5v Counter (1) <u>2</u> (2)
7/10/18	3	12:12	Manual (1) <u>13</u> (2) _____ CHECK OK SS/RT 6.7v Counter (1) <u>13</u> (2)
7/11/18	4	8:33	Manual (1) <u>11</u> (2) _____ CHECK OK SS/RT 6.8v Counter (1) <u>11</u> (2)
7/12/18	5	10:18	Manual (1) <u>4</u> (2) _____ CHECK OK SS/RT 6.7v Counter (1) <u>4</u> (2)
7/13/18	6	9:34	Manual (1) <u>1</u> (2) _____ P/U OK SS/RT 6.7v Counter (1) <u>1</u> (2)

Sketch



North

SS/RT
Field Person



JP

Interval 60 min. 15 min.
 Binned(CL/SP) Count(volume)
Lane No 1 2

2 of 2

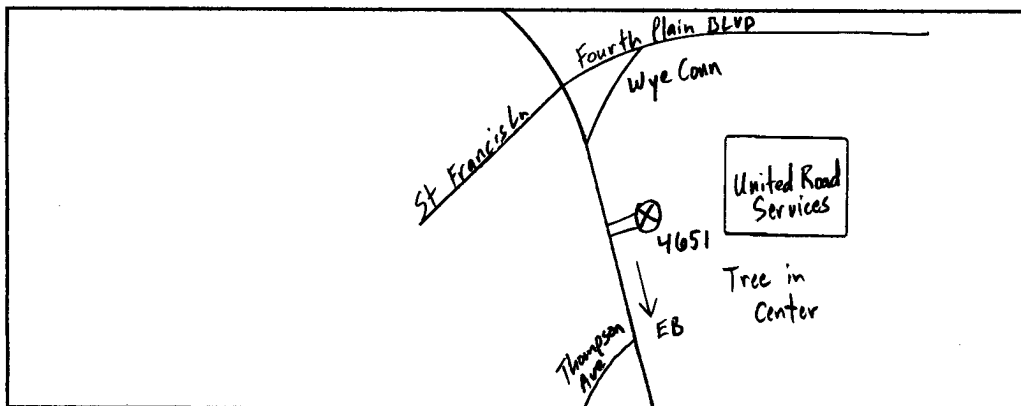
Direction Channel 1 _____
Direction Channel 2 _____
Unique ID# _____

Counter No. 284651 Count ID HPMS
SR 501 RRT/RRQ _____ MP 1.71
Leg 1 Direction EB OSID _____

Station Description ON SR 501 E/O FOURTH PLAIN BLVD WYE CONN

Date	Day	Time	Comments
7/9/18	2	12:41	Manual (1) <u>2</u> (2) _____ SET COUNTER OK SS/RT 6.5v Counter (1) <u>2</u> (2)
7/10/18	3	12:18	Manual (1) <u>6</u> (2) _____ CHECK OK SS/RT 6.8v Counter (1) <u>6</u> (2)
7/11/18	4	8:34	Manual (1) <u>7</u> (2) _____ CHECK OK SS/RT 6.5v Counter (1) <u>7</u> (2)
7/12/18	5	10:19	Manual (1) <u>5</u> (2) _____ CHECK OK SS/RT 6.5v Counter (1) <u>5</u> (2)
7/13/18	6	9:34	Manual (1) <u>1</u> (2) _____ P/U OK SS/RT 6.5v Counter (1) <u>1</u> (2)

Sketch



SS/RT
Field Person

STATE OF WASHINGTON - DEPARTMENT OF TRANSPORTATION
 TRIP SYSTEM
 HOURLY TRAFFIC CLASSIFICATION SUMMARY

SR 501 MP 001.71 OFF SYSTEM ID. LEG 1 DIRECTION OF TRAFFIC WESTBOUND LANE 1 OF 2
 COUNT IDENTIFIER HPMS COUNTER NUMBER 285890 DESCRIPTION: ON SR 501 E/O FOURTH PLAIN BLVD WYE CONN

07-09-18 MONDAY		CARS PICKUPS				SINGLE UNITS				SINGLE UNIT %	DOUBLE UNITS			DOUBLE UNIT %	TRAINS			TRAIN %	TRUCK %	CLASS UNKNOWN	TOTAL VEHICLES
AM HOURS	PM HOURS	BUS	MED	HVY	4+	4-	5	6+	5-	6	7+										
12 - 1																					
1 - 2																					
2 - 3																					
3 - 4																					
4 - 5																					
5 - 6																					
6 - 7																					
7 - 8																					
8 - 9																					
9 - 10																					
10 - 11																					
11 - 12																					
12 - 1																					
1 - 2		84	1	1	4	2			8.6		1		1.1					9.7			93
2 - 3		83		3	8				10.7	1	5	2	7.8		1		1.0	19.4			103
3 - 4		84		3	4				7.1	2	2	2	6.1			1	1.0	14.1		1	99
4 - 5		163		4	4				4.4	2	8	1	6.0					10.4			182
5 - 6		164			1				.6	3	2	1	3.5					4.1			171
6 - 7		70		2					2.7		2	1	4.0					6.7			75
7 - 8		33			1				2.8			2	5.6					8.3			36
8 - 9		26																			26
9 - 10		26								1	2	1	12.9					12.9		1	31
10 - 11		23								1			4.2					4.2			24
11 - 12		14									1		6.7					6.7			15

AM TOTAL																					
PM TOTAL		770	1	13	22	2			4.4	10	22	11	5.0		1	1	.2	9.7		2	855
DAY TOTAL		770	1	13	22	2			4.4	10	22	11	5.0		1	1	.2	9.7		2	855
																			2-AXLE EQUIVALENT	938	

STATE OF WASHINGTON - DEPARTMENT OF TRANSPORTATION
 T R I P S S Y S T E M
 HOURLY TRAFFIC CLASSIFICATION SUMMARY

SR 501 MP 001.71 OFF SYSTEM ID. LEG 1 DIRECTION OF TRAFFIC WESTBOUND LANE 1 OF 2
 COUNT IDENTIFIER HPMS COUNTER NUMBER 285890 DESCRIPTION: ON SR 501 E/O FOURTH PLAIN BLVD WYE CONN

07-10-18		CARS PICKUPS	SINGLE UNITS				SINGLE UNIT %	DOUBLE UNITS			DOUBLE UNIT %	TRAINS			TRAIN %	TRUCK %	CLASS UNKNOWN	TOTAL VEHICLES
TUESDAY	AM HOURS		BUS	MED	HVY	4+		4-	5	6+		5-	6	7+				
12 - 1		9															9	
1 - 2		5		1	1	22.2		1	11.1		1	11.1	44.4				9	
2 - 3		6					2	25.0					25.0				8	
3 - 4		6			2	20.0		2	20.0				40.0				10	
4 - 5		16					1	10.5		1	5.3	15.8	8.8				19	
5 - 6		30		1	2	8.8							8.8			1	34	
6 - 7		35	1	4	2	15.2	1	2	6.5			1	2.2	23.9			46	
7 - 8		37			2	6.1		5	18.4					24.5			49	
8 - 9		33		2	4	13.6	3	5	27.1		1	1	3.4	44.1			59	
9 - 10		51		5	3	15.3		3	12.5			1	1.4	29.2			72	
10 - 11		58	1	3	3	9.0	2	5	15.4					24.4		1	78	
11 - 12		73	1	7	2	16.0	3	3	9.0					25.0		2	100	
PM HOURS																		
12 - 1		84		4	5	11.8		8	11.8					23.6			110	
1 - 2		109	1	1	1	4.9	1	2	5.7					10.6		1	123	
2 - 3		97		6	4	11.0	2	4	5.9			1	.8	17.8			118	
3 - 4		95	1	2	5	7.0	2	6	8.8			1	.9	16.7			114	
4 - 5		125		1	6	5.0	2	2	3.6		2		1.4	10.0		1	140	
5 - 6		155		2	2	2.5						1	.6	3.1		1	161	
6 - 7		78					2	1	6.0					6.0			83	
7 - 8		47		1		2.0			2.0					4.1			49	
8 - 9		51															51	
9 - 10		32		1	2	8.6								8.6			35	
10 - 11		17			1	5.0					1		5.0	10.0		1	20	
11 - 12		10						1	9.1					9.1			11	
AM TOTAL		359	3	23	21	12	12.0	9	26	30	13.2	3	3	1.2	26.4	4	493	
PM TOTAL		900	2	18	26	10	5.5	9	23	17	4.8	3	3	.6	10.9	4	1015	
DAY TOTAL		1259	5	41	47	22	7.6	18	49	47	7.6	6	6	.8	16.0	8	1508	
																	2-AXLE EQUIVALENT	1766

STATE OF WASHINGTON - DEPARTMENT OF TRANSPORTATION
 T R I P S S Y S T E M
 HOURLY TRAFFIC CLASSIFICATION SUMMARY

SR 501 MP 001.71 OFF SYSTEM ID. LEG 1 DIRECTION OF TRAFFIC WESTBOUND LANE 1 OF 2

COUNT IDENTIFIER HPMS COUNTER NUMBER 285890 DESCRIPTION: ON SR 501 E/O FOURTH PLAIN BLVD WYE CONN

07-11-18 WEDNESDAY		CARS PICKUPS	SINGLE UNITS				SINGLE UNIT %	DOUBLE UNITS			DOUBLE UNIT %	TRAINS			TRAIN %	TRUCK %	CLASS UNKNOWN	TOTAL VEHICLES
AM HOURS	PM HOURS		BUS	MED	HVY	4+		4-	5	6+		5-	6	7+				
12 - 1		10								8.3				8.3	16.7		12	
1 - 2		3			1					20.0					40.0		5	
2 - 3		4						1		20.0					20.0		5	
3 - 4		11			1					8.3					8.3		12	
4 - 5		14		1	1					10.5			1	5.3	26.3		19	
5 - 6		24							6	20.0					20.0		30	
6 - 7		39			2	2			5	14.0					22.0		50	
7 - 8		39		2	1	6			2	16.7					27.8		54	
8 - 9		36		1	1	3		1	7	10.0					28.0		50	
9 - 10		53	2	3	1	1			4	10.9					17.2		64	
10 - 11		55	2	3	4	3		3	5	15.2					29.1	1	79	
11 - 12		59	1	6	4	6		1	10	19.1			1	1.1	33.7		89	
PM HOURS																		
12 - 1		73	1	4	2	2			2	10.2					17.0		88	
1 - 2		110		6	1	4		3	3	8.5				.8	14.0	1	129	
2 - 3		85	1	4	5			1	4	9.3			1	1.9	18.7	2	107	
3 - 4		105		3	1			1	4	3.4				2	9.4	1	117	
4 - 5		131		1	2			3	3	2.1					7.7		142	
5 - 6		173		2				1	3	1.1					5.4	1	184	
6 - 7		72			2			1	1	2.6					5.2	1	77	
7 - 8		54			3				1	5.2					6.9		58	
8 - 9		42		1	2					6.5				1	8.7		46	
9 - 10		38							1	4.9				2.2	4.9	1	41	
10 - 11		23		1				1	1	3.8					11.5		26	
11 - 12		9			1					10.0					10.0		10	
AM TOTAL		347	5	16	16	21		6	42	11	12.4		3	1	.9	25.8	1	469
PM TOTAL		915	2	22	19	6		11	23	14	4.8		1	5	.6	10.0	7	1025
DAY TOTAL		1262	7	38	35	27		17	65	25	7.2		4	6	.7	15.0	8	1494
																	2-AXLE EQUIVALENT	1726

STATE OF WASHINGTON - DEPARTMENT OF TRANSPORTATION
 TRIP SYSTEM
 HOURLY TRAFFIC CLASSIFICATION SUMMARY

SR 501	MP 001.71	OFF SYSTEM ID.	LEG 1	DIRECTION OF TRAFFIC WESTBOUND	LANE 1	OF 2											
COUNT IDENTIFIER	HPMS	COUNTER NUMBER	285890	DESCRIPTION: ON SR 501 E/O FOURTH PLAIN BLVD WYE CONN													
07-12-18																	
THURSDAY																	
AM HOURS	CARS PICKUPS	SINGLE UNITS				SINGLE UNIT %	DOUBLE UNITS			DOUBLE UNIT %	TRAINS			TRAIN %	TRUCK %	CLASS UNKNOWN	TOTAL VEHICLES
12 - 1	4						1			20.0					20.0		5
1 - 2	7									12.5				12.5		8	
2 - 3	5												1	16.7		6	
3 - 4	10		1			7.7		1		7.7				15.4	1	13	
4 - 5	12							2		13.3		1		6.7		15	
5 - 6	25		2	1		10.3		1		3.4				13.8		29	
6 - 7	43		1	4		9.1	1	4	1	10.9				20.0	1	55	
7 - 8	43		2	2		7.5		4	2	11.3				18.9		53	
8 - 9	43		2	2		7.5		1	3	7.5				15.1	2	53	
9 - 10	39	1	3	1		10.2	1	4		10.2				20.4		49	
10 - 11	65	1	3	4	1	10.7		6	1	8.3				21.4	1	84	
11 - 12	70	3	11	3	5	22.2		5		5.1			2	2.0		99	
PM HOURS																	
12 - 1	86		3	1		4.1	1	5	1	7.1			1	1.0		98	
1 - 2	83	1	3	6	1	10.5	1	9	1	10.5				21.0		105	
2 - 3	98		4	6	1	9.6	2	2		3.5		1	1	1.7		115	
3 - 4	105			3		2.7	2	3		4.4				7.1		113	
4 - 5	161		3	2		2.8		8	2	5.6			1	.6		177	
5 - 6	162		2	1		1.8	1	2	2	2.9				4.7		170	
6 - 7	90		1			1.1	1	2	1	4.2				5.3		95	
7 - 8	65			1		1.4		3		4.3				5.8		69	
8 - 9	80						1	1		2.4				2.4		82	
9 - 10	48		1			2.0			1	2.0				3.9	1	51	
10 - 11	36							1		2.6			1	2.6		38	
11 - 12	17								3	15.0				15.0		20	
AM TOTAL	366	5	25	17	6	11.3	3	28	8	8.3		2	4	1.3	20.9	5	469
PM TOTAL	1031	1	17	20	2	3.5	9	36	11	4.9		2	3	.4	8.9	1	1133
DAY TOTAL	1397	6	42	37	8	5.8	12	64	19	5.9		4	7	.7	12.4	6	1602
															2-AXLE EQUIVALENT		1800

STATE OF WASHINGTON - DEPARTMENT OF TRANSPORTATION
 TRIP SYSTEM
 HOURLY TRAFFIC CLASSIFICATION SUMMARY

SR 501 MP 001.71 OFF SYSTEM ID. LEG 1 DIRECTION OF TRAFFIC WESTBOUND LANE 1 OF 2
 COUNT IDENTIFIER HPMS COUNTER NUMBER 285890 DESCRIPTION: ON SR 501 E/O FOURTH PLAIN BLVD WYE CONN

07-13-18		CARS PICKUPS	SINGLE UNITS				SINGLE UNIT %	DOUBLE UNITS			DOUBLE UNIT %	TRAINS			TRAIN %	TRUCK %	CLASS UNKNOWN	TOTAL VEHICLES	
FRIDAY	AM HOURS		BUS	MED	HVY	4+		4-	5	6+		5-	6	7+					
	12 - 1	13																13	
	1 - 2	6						1	11.1			1	11.1			1		9	
	2 - 3	8		1														9	
	3 - 4	8						1	11.1									9	
	4 - 5	15			1				6.3									16	
	5 - 6	26		1	3				12.9			1	3.2					31	
	6 - 7	46		1	1			1	3.8	1	1	2	7.5				1	53	
	7 - 8	44		3	2	4			15.5		3	1	6.9	1	1.7			58	
	8 - 9	30		1	3	2			13.6		7		15.9				1	44	
	9 - 10																		
	10 - 11																		
	11 - 12																		
	PM HOURS																		
	12 - 1																		
	1 - 2																		
	2 - 3																		
	3 - 4																		
	4 - 5																		
	5 - 6																		
	6 - 7																		
	7 - 8																		
	8 - 9																		
	9 - 10																		
	10 - 11																		
	11 - 12																		
	AM TOTAL	196		7	10	6			9.5	1	13	4	7.4	1	1	.8	17.8	3	242
	PM TOTAL																		
	DAY TOTAL	196		7	10	6			9.5	1	13	4	7.4	1	1	.8	17.8	3	242
																			285

2-AXLE EQUIVALENT

STATE OF WASHINGTON - DEPARTMENT OF TRANSPORTATION
 TRIPS SYSTEM
 HOURLY TRAFFIC CLASSIFICATION SUMMARY

SR 501 MP 001.71 OFF SYSTEM ID. LEG 1 DIRECTION OF TRAFFIC WESTBOUND LANE 2 OF 2
 COUNT IDENTIFIER HPMS COUNTER NUMBER 284623 DESCRIPTION: ON SR 501 E/O FOURTH PLAIN BLVD WYE CONN

07-09-18 MONDAY		CARS PICKUPS	SINGLE UNITS				SINGLE UNIT %	DOUBLE UNITS			DOUBLE UNIT %	TRAINS			TRAIN %	TRUCK %	CLASS UNKNOWN	TOTAL VEHICLES
AM HOURS	PM HOURS		BUS	MED	HVY	4+		4-	5	6+		5-	6	7+				
12 - 1																		
1 - 2																		
2 - 3																		
3 - 4																		
4 - 5																		
5 - 6																		
6 - 7																		
7 - 8																		
8 - 9																		
9 - 10																		
10 - 11																		
11 - 12																		
12 - 1																		
1 - 2		76	3	8	14	16.7	1	24	19	29.3	1	1	3	3.3	49.3		150	
2 - 3		46		5	5	9.8	1	28	13	41.2		1	3	3.9	54.9		102	
3 - 4		39	2	1	3	6.7	1	31	11	48.3			1	1.1	56.2		89	
4 - 5		28	1	2	1	8.7		10	4	30.4					39.1		46	
5 - 6		44		5		9.8		1	1	3.9					13.7		51	
6 - 7		16	1	1		8.7	1		4	21.7					30.4		23	
7 - 8		15					2	1	2	25.0					25.0		20	
8 - 9		8		1	1	15.4	1	1	1	23.1					38.5		13	
9 - 10		13		1		5.9	1	1		11.8			1	5.9	23.5		17	
10 - 11		13						1		7.1					7.1		14	
11 - 12		10						1		9.1					9.1		11	

AM TOTAL																		
PM TOTAL		308	7	24	24	10.3	8	99	55	30.2	1	2	8	2.1	42.5		536	
DAY TOTAL		308	7	24	24	10.3	8	99	55	30.2	1	2	8	2.1	42.5		536	
															2-AXLE EQUIVALENT		840	

STATE OF WASHINGTON - DEPARTMENT OF TRANSPORTATION
 T R I P S S Y S T E M
 HOURLY TRAFFIC CLASSIFICATION SUMMARY

SR 501 MP 001.71 OFF SYSTEM ID. LEG 1 DIRECTION OF TRAFFIC WESTBOUND LANE 2 OF 2
 COUNT IDENTIFIER HPMS COUNTER NUMBER 284623 DESCRIPTION: ON SR 501 E/O FOURTH PLAIN BLVD WYE CONN

07-10-18 TUESDAY		CARS PICKUPS	SINGLE UNITS				SINGLE UNIT %	DOUBLE UNITS			DOUBLE UNIT %	TRAINS			TRAIN %	TRUCK %	CLASS UNKNOWN	TOTAL VEHICLES
AM HOURS	BUS		MED	HVY	4+	4-		5	6+	5-		6	7+					
12 - 1		7		2	1	25.0				1	8.3		1	8.3	41.7		12	
1 - 2		8			2	15.4				3	23.1				38.5		13	
2 - 3		8								2	18.2		1	9.1	27.3		11	
3 - 4		8		1		7.1	1		2	21.4		1	1	14.3	42.9		14	
4 - 5		18		1		3.8	1	1	3	19.2		1		3.8	26.9	1	26	
5 - 6		63			5	6.0	1	2	7	12.0		1	4	6.0	24.1		83	
6 - 7		90	1	5	8	11.2		10	9	15.2			2	1.6	28.0		125	
7 - 8		160	1	10	13	11.4	3	6	12	10.0		2	3	2.4	23.8		210	
8 - 9		62	1	7	6	14.1	2	9	11	22.2			1	1.0	37.4		99	
9 - 10		63	1	8	9	16.4	2	11	14	24.5		1	1	1.8	42.7		110	
10 - 11		46		5	10	16.7	5	11	12	31.1			1	1.1	48.9		90	
11 - 12		55	2	11	7	18.2	3	15	12	27.3			5	4.5	50.0		110	
PM HOURS																		
12 - 1		106		6	16	13.5	1	12	17	18.4			4	2.5	34.4	1	163	
1 - 2		65	1	7	5	13.0	1	13	13	25.0			2	1.9	39.8		108	
2 - 3		52	1	3	5	9.9	1	6	21	30.8			2	2.2	42.9		91	
3 - 4		32		4	8	19.0	1	6	11	28.6			1	1.6	49.2		63	
4 - 5		32	1	6	1	16.7	1	3	4	16.7					33.3		48	
5 - 6		40						1	1	4.7			1	2.3	7.0		43	
6 - 7		21	1	1		5.9	1	4	6	32.4					38.2		34	
7 - 8		18						1	3	17.4			1	4.3	21.7		23	
8 - 9		8							3	27.3					27.3		11	
9 - 10		15					1		4	25.0					25.0		20	
10 - 11		11		1		6.3		1	3	25.0					31.3		16	
11 - 12		7		1		8.3	1	1	1	25.0				1	8.3		12	
AM TOTAL		588	6	50	61	13.0	18	65	88	18.9		8	18	2.9	34.8	1	903	
PM TOTAL		407	4	29	35	10.9	8	48	87	22.6		1	11	1.9	35.4	1	632	
DAY TOTAL		995	10	79	96	12.1	26	113	175	20.5		9	29	2.5	35.0	2	1535	
																2-AXLE EQUIVALENT	2220	

STATE OF WASHINGTON - DEPARTMENT OF TRANSPORTATION
 T R I P S S Y S T E M
 HOURLY TRAFFIC CLASSIFICATION SUMMARY

SR 501 MP 001.71 OFF SYSTEM ID. LEG 1 DIRECTION OF TRAFFIC WESTBOUND LANE 2 OF 2
 COUNT IDENTIFIER HPMS COUNTER NUMBER 284623 DESCRIPTION: ON SR 501 E/O FOURTH PLAIN BLVD WYE CONN

07-11-18 WEDNESDAY		CARS PICKUPS	SINGLE UNITS				SINGLE UNIT %	DOUBLE UNITS			DOUBLE UNIT %	TRAINS			TRAIN %	TRUCK %	CLASS UNKNOWN	TOTAL VEHICLES
AM HOURS	BUS		MED	HVY	4+	4-		5	6+	5-		6	7+					
12 - 1		4			1	9.1		1	5	54.5					63.6		11	
1 - 2		5		1		8.3	1	2	2	41.7				8.3	58.3		12	
2 - 3		5			1	11.1		1		11.1		2		22.2	44.4		9	
3 - 4		10		1	1	11.8		1	3	23.5		1		5.9	41.2		17	
4 - 5		22			4	11.1		5	2	19.4		2	1	8.3	38.9		36	
5 - 6		78		3	3	6.3	3	3	4	10.5			1	1.1	17.9		95	
6 - 7		112	1	8	9	11.7		6	16	14.3			2	1.3	27.3		154	
7 - 8		123	1	9	8	11.4	2	3	9	8.9			3	1.9	22.2		158	
8 - 9		72		5	8	11.4	1	9	15	21.9			4	3.5	36.8		114	
9 - 10		65		6	14	16.3	5	13	18	29.3			2	1.6	47.2		123	
10 - 11		60	1	10	6	15.0	3	16	14	29.2			3	2.7	46.9		113	
11 - 12		65	2	6	8	15.7	1	8	10	18.6			2	2.0	36.3		102	
PM HOURS																		
12 - 1		98		6	13	12.8		12	17	19.5			3	2.0	34.2		149	
1 - 2		84	1	7	8	11.9	3	15	13	23.0		1	3	3.0	37.8		135	
2 - 3		78	2	3	4	7.8		9	16	21.7			3	2.6	32.2		115	
3 - 4		46	2	2	7	14.5	1	9	8	23.7			1	1.3	39.5		76	
4 - 5		54	1	1	3	7.4		3	6	13.2					20.6		68	
5 - 6		60	1	1	1	4.5	1	1	1	4.5			1	1.5	10.4		67	
6 - 7		26	1		1	6.3	1		3	12.5					18.8		32	
7 - 8		18		1		4.8			1	4.8		1		4.8	14.3		21	
8 - 9		12		1		5.9	1		3	23.5					29.4		17	
9 - 10		13					1	1	1	18.8					18.8		16	
10 - 11		16					2	1	2	21.7		2		8.7	30.4		23	
11 - 12		4						1	1	28.6			1	14.3	42.9		7	
AM TOTAL		621	5	49	63	12.4	16	68	98	19.3		6	18	2.5	34.2		944	
PM TOTAL		509	8	22	37	9.2	10	52	72	18.5		4	12	2.2	29.9		726	
DAY TOTAL		1130	13	71	100	11.0	26	120	170	18.9		10	30	2.4	32.3		1670	
																2-AXLE EQUIVALENT	2361	

STATE OF WASHINGTON - DEPARTMENT OF TRANSPORTATION
 TRIP SYSTEM
 HOURLY TRAFFIC CLASSIFICATION SUMMARY

SR 501 MP 001.71 OFF SYSTEM ID. LEG 1 DIRECTION OF TRAFFIC WESTBOUND LANE 2 OF 2
 COUNT IDENTIFIER HPMS COUNTER NUMBER 284623 DESCRIPTION: ON SR 501 E/O FOURTH PLAIN BLVD WYE CONN

07-12-18 THURSDAY AM HOURS	CARS PICKUPS	SINGLE UNITS				SINGLE UNIT %	DOUBLE UNITS			DOUBLE UNIT %	TRAINS			TRAIN %	TRUCK %	CLASS UNKNOWN	TOTAL VEHICLES
		BUS	MED	HVY	4+		4-	5	6+		5-	6	7+				
12 - 1	2		2			28.6	1	1	1	42.9				71.4			7
1 - 2	6								1	14.3				14.3			7
2 - 3	5			2		25.0			1	12.5				37.5			8
3 - 4	15		1	2		13.0		2	2	17.4		1	4.3	34.8			23
4 - 5	29		1	3		9.8		3	3	14.6		2	4.9	29.3			41
5 - 6	69		2	2		4.9	1	5	2	9.8			1.2	15.9			82
6 - 7	98	1	8	5		9.9	1	10	17	19.9			1.7	30.5			141
7 - 8	113	1	5	7		8.3	2	16	11	18.5		1	1.3	28.0			157
8 - 9	75		4	3		5.8		22	14	29.8			2.5	38.0			121
9 - 10	60		7	8		12.9	4	22	13	33.6			1.7	48.3			116
10 - 11	58		7	6		11.1	3	23	16	35.9			1.7	48.7		2	117
11 - 12	79	3	4	14		14.1	1	28	16	30.2		1	2.0	46.3		1	149
PM HOURS																	
12 - 1	93		10	11		14.5	1	12	15	19.3			2.1	35.9			145
1 - 2	91	2	6	12		13.2	6	21	11	25.0			2.0	40.1			152
2 - 3	56	2	8	7		13.2	4	26	20	38.8			4.7	56.6			129
3 - 4	46		3	3		6.6	1	27	9	40.7			1.1	48.4		1	91
4 - 5	57	1	1	4		7.9	1	6	4	14.5			2.6	25.0			76
5 - 6	49		1			1.8		2	2	7.3			1.8	10.9			55
6 - 7	45	1	1			3.8	1		5	11.3				15.1			53
7 - 8	27			1		3.3	1		1	6.7				10.0			30
8 - 9	8						2	1		25.0		1	8.3	33.3			12
9 - 10	11		1			6.7	2		1	20.0				26.7			15
10 - 11	9						1		1	18.2				18.2			11
11 - 12	7							1	2	25.0				25.0		2	12
AM TOTAL	609	5	41	52		10.1	13	132	97	25.0		5	1.8	36.8		3	969
PM TOTAL	499	6	31	38		9.6	20	96	71	23.9		1	2.2	35.7		3	781
DAY TOTAL	1108	11	72	90		9.9	33	228	168	24.5		6	1.9	36.3		6	1750
														2-AXLE EQUIVALENT			2588

STATE OF WASHINGTON - DEPARTMENT OF TRANSPORTATION
 TRIP SYSTEM
 HOURLY TRAFFIC CLASSIFICATION SUMMARY

SR 501 MP 001.71 OFF SYSTEM ID. LEG 1 DIRECTION OF TRAFFIC WESTBOUND LANE 2 OF 2
 COUNT IDENTIFIER HPMS COUNTER NUMBER 284623 DESCRIPTION: ON SR 501 E/O FOURTH PLAIN BLVD WYE CONN

07-13-18		CARS PICKUPS	SINGLE UNITS			SINGLE UNIT %	DOUBLE UNITS			DOUBLE UNIT %	TRAINS			TRAIN %	TRUCK %	CLASS UNKNOWN	TOTAL VEHICLES
FRIDAY	AM HOURS		BUS	MED	HVY		4+	4-	5		6+	5-	6				
	12 - 1	8		1		8.3	1		1			1	8.3	33.3		12	
	1 - 2	6														6	
	2 - 3	5						1	2	33.3		1	11.1	44.4		9	
	3 - 4	19		2	2	15.4	1		2	11.5				26.9		26	
	4 - 5	30			4	9.8		3	3	14.6				26.8		41	
	5 - 6	56		1	3	5.2	3	4	5	15.6	1	2	2	6.5	27.3	77	
	6 - 7	96	2	6	3	8.0		8	20	20.3		1	2	2.2	30.4	138	
	7 - 8	97	1	6	7	9.7	1	18	13	22.2			1	.7	32.6	144	
	8 - 9	65		6	6	10.3		21	17	32.8	1			.9	44.0	116	
	9 - 10																
	10 - 11																
	11 - 12																
	PM HOURS																
	12 - 1																
	1 - 2																
	2 - 3																
	3 - 4																
	4 - 5																
	5 - 6																
	6 - 7																
	7 - 8																
	8 - 9																
	9 - 10																
	10 - 11																
	11 - 12																
	AM TOTAL	382	3	22	25	8.8	6	55	63	21.8	2	5	6	2.3	32.9	569	
	PM TOTAL																
	DAY TOTAL	382	3	22	25	8.8	6	55	63	21.8	2	5	6	2.3	32.9	569	
														2-AXLE EQUIVALENT		824	

STATE OF WASHINGTON - DEPARTMENT OF TRANSPORTATION
 TRIP SYSTEM
 HOURLY TRAFFIC CLASSIFICATION SUMMARY

SR 501 MP 001.71 OFF SYSTEM ID. LEG 1 DIRECTION OF TRAFFIC WESTBOUND LANE 12 OF 2
 COUNT IDENTIFIER HPMS COUNTER NUMBER 284623 DESCRIPTION: ON SR 501 E/O FOURTH PLAIN BLVD WYE CONN

07-09-18																	
MONDAY																	
AM HOURS	CARS PICKUPS	SINGLE UNITS				SINGLE UNIT %	DOUBLE UNITS			DOUBLE UNIT %	TRAINS			TRAIN %	TRUCK %	CLASS UNKNOWN	TOTAL VEHICLES
		BUS	MED	HVY	4+		4-	5	6+		5-	6	7+				
12 - 1																	
1 - 2																	
2 - 3																	
3 - 4																	
4 - 5																	
5 - 6																	
6 - 7																	
7 - 8																	
8 - 9																	
9 - 10																	
10 - 11																	
11 - 12																	
PM HOURS																	
12 - 1																	
1 - 2	160	4	9	18	2	13.6	1	24	20	18.5	1	1	3	2.1	34.2		243
2 - 3	129		8	13		10.2	2	33	15	24.4		2	3	2.4	37.1		205
3 - 4	123	2	4	7		6.9	3	33	13	26.1			2	1.1	34.0	1	188
4 - 5	191	1	6	5		5.3	2	18	5	11.0					16.2		228
5 - 6	208		5	1		2.7	3	3	2	3.6					6.3		222
6 - 7	86	1	3			4.1	1	2	5	8.2					12.2		98
7 - 8	48			1		1.8	2	1	4	12.5					14.3		56
8 - 9	34		1	1		5.1	1	1	1	7.7					12.8		39
9 - 10	39		1			2.1	2	3	1	12.5			1	2.1	16.7	1	48
10 - 11	36						1	1		5.3					5.3		38
11 - 12	24							2		7.7					7.7		26

AM TOTAL																	
PM TOTAL	1078	8	37	46	2	6.7	18	121	66	14.7	1	3	9	.9	22.4	2	1391
DAY TOTAL	1078	8	37	46	2	6.7	18	121	66	14.7	1	3	9	.9	22.4	2	1391
															2-AXLE EQUIVALENT	1778	

STATE OF WASHINGTON - DEPARTMENT OF TRANSPORTATION
 TRIP SYSTEM
 HOURLY TRAFFIC CLASSIFICATION SUMMARY

SR 501 MP 001.71 OFF SYSTEM ID. LEG 1 DIRECTION OF TRAFFIC WESTBOUND LANE 12 OF 2
 COUNT IDENTIFIER HPMS COUNTER NUMBER 284623 DESCRIPTION: ON SR 501 E/O FOURTH PLAIN BLVD WYE CONN

07-10-18 TUESDAY		SINGLE UNITS				SINGLE	DOUBLE UNITS			DOUBLE	TRAINS			TRAIN	TRUCK	CLASS	TOTAL
AM HOURS	CARS PICKUPS	BUS	MED	HVY	4+	UNIT %	4-	5	6+	UNIT %	5-	6	7+	%	%	UNKNOWN	VEHICLES
12 - 1	16		2	1		14.3			1	4.8		1		4.8	23.8		21
1 - 2	13		1	3		18.2			4	18.2		1		4.5	40.9		22
2 - 3	14							2	2	21.1		1		5.3	26.3		19
3 - 4	14		1	2		12.5	1		4	20.8		1	1	8.3	41.7		24
4 - 5	34		1			2.2	1	2	4	15.6		2		4.4	22.2		45
5 - 6	93		1	7		6.8	1	2	7	8.5		1	4	4.3	19.7	1	117
6 - 7	125	2	9	10		12.3	1	12	9	12.9			3	1.8	26.9		171
7 - 8	197	1	10	15	1	10.4	3	11	16	11.6		2	3	1.9	23.9		259
8 - 9	95	1	9	10	2	13.9	5	14	19	24.1		1	2	1.9	39.9		158
9 - 10	114	1	13	12	3	15.9	2	14	20	19.8		1	2	1.6	37.4		182
10 - 11	104	1	8	13		13.1	7	16	17	23.8			1	.6	37.5	1	168
11 - 12	128	3	18	9	6	17.1	6	18	15	18.6			5	2.4	38.1	2	210
PM HOURS																	
12 - 1	190		10	21	4	12.8	1	20	22	15.8			4	1.5	30.0	1	273
1 - 2	174	2	8	6	4	8.7	2	15	17	14.7			2	.9	24.2	1	231
2 - 3	149	1	9	9	3	10.5	3	10	22	16.7			3	1.4	28.7		209
3 - 4	127	1	6	13		11.3	3	12	13	15.8			2	1.1	28.2		177
4 - 5	157	1	7	7		8.0	3	5	5	6.9		2		1.1	16.0	1	188
5 - 6	195		2	2		2.0		1	1	1.0			2	1.0	3.9	1	204
6 - 7	99	1	1			1.7	3	5	8	13.7					15.4		117
7 - 8	65		1			1.4		1	4	6.9		1		1.4	9.7		72
8 - 9	59								3	4.8					4.8		62
9 - 10	47		1	2		5.5	1		4	9.1					14.5		55
10 - 11	28		1	1		5.6		1	3	11.1		1		2.8	19.4	1	36
11 - 12	17		1			4.3	1	1	2	17.4			1	4.3	26.1		23

AM TOTAL	947	9	73	82	12	12.6	27	91	118	16.9		11	21	2.3	31.8	5	1396
PM TOTAL	1307	6	47	61	11	7.6	17	71	104	11.7		4	14	1.1	20.3	5	1647
DAY TOTAL	2254	15	120	143	23	9.9	44	162	222	14.1		15	35	1.6	25.6	10	3043
																2-AXLE EQUIVALENT	3986

STATE OF WASHINGTON - DEPARTMENT OF TRANSPORTATION
 TRIP SYSTEM
 HOURLY TRAFFIC CLASSIFICATION SUMMARY

SR 501 MP 001.71 OFF SYSTEM ID. LEG 1 DIRECTION OF TRAFFIC WESTBOUND LANE 12 OF 2
 COUNT IDENTIFIER HPMS COUNTER NUMBER 284623 DESCRIPTION: ON SR 501 E/O FOURTH PLAIN BLVD WYE CONN

07-11-18 WEDNESDAY		CARS PICKUPS	SINGLE UNITS				SINGLE UNIT %	DOUBLE UNITS			DOUBLE UNIT %	TRAINS			TRAIN %	TRUCK %	CLASS UNKNOWN	TOTAL VEHICLES
AM HOURS	BUS		MED	HVY	4+	4-		5	6+	5-		6	7+					
12 - 1	14			1		4.3		2	5	30.4		1		4.3	39.1		23	
1 - 2	8		1	1		11.8		2	3	35.3		1		5.9	52.9		17	
2 - 3	9			1		7.1		1		14.3		2		14.3	35.7		14	
3 - 4	21		1	2		10.3		1	3	13.8		1		3.4	27.6		29	
4 - 5	36		1	5		10.9		7	2	16.4		3	1	7.3	34.5		55	
5 - 6	102		3	3		4.8	3	9	4	12.8			1	.8	18.4		125	
6 - 7	151	1	8	11	2	10.8		11	18	14.2			2	1.0	26.0		204	
7 - 8	162	1	11	9	6	12.7	2	5	13	9.4			3	1.4	23.6		212	
8 - 9	108		6	9	3	11.0	2	16	16	20.7			4	2.4	34.1		164	
9 - 10	118	2	9	15	1	14.4	5	17	18	21.4			2	1.1	36.9		187	
10 - 11	115	3	13	10	3	15.1	6	21	16	22.4			4	2.1	39.6	1	192	
11 - 12	124	3	12	12	6	17.3	2	18	11	16.2		1	2	1.6	35.1		191	
PM HOURS																		
12 - 1	171	1	10	15	2	11.8		14	21	14.8			3	1.3	27.8		237	
1 - 2	194	1	13	9	4	10.2	6	18	13	14.0		1	4	1.9	26.1	1	264	
2 - 3	163	3	7	9		8.6	1	13	19	14.9		1	4	2.3	25.7	2	222	
3 - 4	151	2	5	8		7.8	2	13	8	11.9			3	1.6	21.2	1	193	
4 - 5	185	1	2	5		3.8	3	6	8	8.1					11.9		210	
5 - 6	233	1	3	1		2.0	2	4	5	4.4			1	.4	6.8	1	251	
6 - 7	98	1		3		3.7	2	1	3	5.5					9.2	1	109	
7 - 8	72		1	3		5.1		1	1	2.5		1		1.3	8.9		79	
8 - 9	54		2	2		6.3	1		3	6.3			1	1.6	14.3		63	
9 - 10	51						1	2	2	8.8					8.8	1	57	
10 - 11	39		1			2.0	3	2	2	14.3		2		4.1	20.4		49	
11 - 12	13			1		5.9		1	1	11.8			1	5.9	23.5		17	
AM TOTAL	968	10	65	79	21	12.4	22	110	109	17.1		9	19	2.0	31.4	1	1413	
PM TOTAL	1424	10	44	56	6	6.6	21	75	86	10.4		5	17	1.3	18.3	7	1751	
DAY TOTAL	2392	20	109	135	27	9.2	43	185	195	13.4		14	36	1.6	24.1	8	3164	
2-AXLE EQUIVALENT																		
4087																		

STATE OF WASHINGTON - DEPARTMENT OF TRANSPORTATION
 TRIP SYSTEM
 HOURLY TRAFFIC CLASSIFICATION SUMMARY

SR 501 MP 001.71 OFF SYSTEM ID. LEG 1 DIRECTION OF TRAFFIC WESTBOUND LANE 12 OF 2
 COUNT IDENTIFIER HPMS COUNTER NUMBER 284623 DESCRIPTION: ON SR 501 E/O FOURTH PLAIN BLVD WYE CONN

07-12-18 THURSDAY AM HOURS	CARS PICKUPS	SINGLE UNITS				SINGLE UNIT %	DOUBLE UNITS			DOUBLE UNIT %	TRAINS			TRAIN %	TRUCK %	CLASS UNKNOWN	TOTAL VEHICLES
		BUS	MED	HVY	4+		4-	5	6+		5-	6	7+				
12 - 1	6		2			16.7	2	1	1	33.3				50.0			12
1 - 2	13								2	13.3				13.3			15
2 - 3	10			2		14.3			1	7.1		1	7.1	28.6			14
3 - 4	25		2	2		11.1		3	2	13.9		1	2.8	27.8	1		36
4 - 5	41		1	3		7.1		5	3	14.3		3	5.4	26.8			56
5 - 6	94		4	3		6.3	1	6	2	8.1			.9	15.3			111
6 - 7	141	1	9	9		9.7	2	14	18	17.3			.5	27.6	1		196
7 - 8	156	1	7	9		8.1	2	20	13	16.7		1	1.0	25.7			210
8 - 9	118		6	5		6.3		23	17	23.0			1.7	31.0	2		174
9 - 10	99	1	10	9		12.1	5	26	13	26.7			1.2	40.0			165
10 - 11	123	1	10	10	1	10.9	3	29	17	24.4			2.0	37.3	3		201
11 - 12	149	6	15	17	5	17.3	1	33	16	20.2		1	4	39.5	1		248
PM HOURS																	
12 - 1	179		13	12		10.3	2	17	16	14.4			4	1.6	26.3		243
1 - 2	174	3	9	18	1	12.1	7	30	12	19.1			3	1.2	32.3		257
2 - 3	154	2	12	13	1	11.5	6	28	20	22.1		1	7	3.3	36.9		244
3 - 4	151		3	6		4.4	3	30	9	20.6			1	.5	25.5	1	204
4 - 5	218	1	4	6		4.3	1	14	6	8.3			3	1.2	13.8		253
5 - 6	211		3	1		1.8	1	4	4	4.0			1	.4	6.2		225
6 - 7	135	1	2			2.0	2	2	6	6.8				8.8			148
7 - 8	92			2		2.0	1	3	1	5.1				7.1			99
8 - 9	88						3	2		5.3		1	1.1	6.4			94
9 - 10	59		2			3.0	2		2	6.1				9.1	1		66
10 - 11	45						1	1	1	6.1		1	2.0	8.2			49
11 - 12	24							1	5	18.8				18.8	2		32
AM TOTAL	975	10	66	69	6	10.5	16	160	105	19.5		7	16	1.6	31.6	8	1438
PM TOTAL	1530	7	48	58	2	6.0	29	132	82	12.7		3	19	1.1	19.9	4	1914
DAY TOTAL	2505	17	114	127	8	7.9	45	292	187	15.6		10	35	1.3	24.9	12	3352
														2-AXLE EQUIVALENT			4388

STATE OF WASHINGTON - DEPARTMENT OF TRANSPORTATION
 TRIP SYSTEM
 HOURLY TRAFFIC CLASSIFICATION SUMMARY

SR 501 MP 001.71 OFF SYSTEM ID. LEG 1 DIRECTION OF TRAFFIC WESTBOUND LANE 12 OF 2
 COUNT IDENTIFIER HPMS COUNTER NUMBER 284623 DESCRIPTION: ON SR 501 E/O FOURTH PLAIN BLVD WYE CONN

07-13-18		CARS PICKUPS	SINGLE UNITS				SINGLE UNIT %	DOUBLE UNITS			DOUBLE UNIT %	TRAINS			TRAIN %	TRUCK %	CLASS UNKNOWN	TOTAL VEHICLES
FRIDAY AM HOURS	BUS		MED	HVY	4+	4-		5	6+	5-		6	7+					
12 - 1	21		1			4.0	1		1				1	4.0	16.0		25	
1 - 2	12							1						6.7	13.3	1	15	
2 - 3	13		1			5.6		1	2				1	5.6	27.8		18	
3 - 4	27		2	2		11.4	1	1	2						22.9		35	
4 - 5	45			5		8.8		3	3				1	1.8	21.1		57	
5 - 6	82		2	6		7.4	3	4	6		1	2	2	4.6	24.1		108	
6 - 7	142	2	7	4		6.8	1	9	22			1	2	1.6	25.1	1	191	
7 - 8	141	1	9	9	4	11.4	1	21	14		1		1	1.0	30.2		202	
8 - 9	95		7	9	2	11.3		28	17		1			.6	40.0	1	160	
9 - 10																		
10 - 11																		
11 - 12																		
PM HOURS																		
12 - 1																		
1 - 2																		
2 - 3																		
3 - 4																		
4 - 5																		
5 - 6																		
6 - 7																		
7 - 8																		
8 - 9																		
9 - 10																		
10 - 11																		
11 - 12																		
AM TOTAL		578	3	29	35	6	9.0	7	68	67	17.5	3	6	6	1.8	28.4	3	811
PM TOTAL																		
DAY TOTAL		578	3	29	35	6	9.0	7	68	67	17.5	3	6	6	1.8	28.4	3	811
07-09-18 THRU 07-13-18																		
AVERAGE WEEKDAY CLASSIFICATION VOLUMES *****																		
AVG WEEKDAY VOLUME	CARS PICKUPS	BUS	MED	HVY	4+	SINGLE UNIT %	4-	5	6+	DOUBLE UNIT %	5-	6	7+	TRAIN %	TRUCK %	CLASS UNKNOWN	TOTAL VEHICLES	
2384	17	114	135	19	8.9	44	213	201	14.4		13	35		1.5	24.8	10	3186	
TOTAL HOURS FOR COUNT 92																		
3 DAYS FACTOR GROUP GR-02																		
AVG WEEKDAY VOL 3186 X SEASONAL ADJ. FACTOR 0.9300 = ESTIMATED AVG DAILY TRAFFIC 2963																		

2-AXLE EQUIVALENT 1109

STATE OF WASHINGTON - DEPARTMENT OF TRANSPORTATION
 TRIP SYSTEM
 HOURLY TRAFFIC CLASSIFICATION SUMMARY

SR 501 MP 001.71 OFF SYSTEM ID. LEG 1 DIRECTION OF TRAFFIC EASTBOUND LANE 1 OF 2
 COUNT IDENTIFIER HPMS COUNTER NUMBER 281964 DESCRIPTION: ON SR 501 E/O FOURTH PLAIN BLVD WYE CONN

07-09-18																	
MONDAY																	
AM HOURS	CARS PICKUPS	SINGLE UNITS				SINGLE UNIT %	DOUBLE UNITS			DOUBLE UNIT %	TRAINS			TRAIN %	TRUCK %	CLASS UNKNOWN	TOTAL VEHICLES
		BUS	MED	HVY	4+		4-	5	6+		5-	6	7+				
12 - 1																	
1 - 2																	
2 - 3																	
3 - 4																	
4 - 5																	
5 - 6																	
6 - 7																	
7 - 8																	
8 - 9																	
9 - 10																	
10 - 11																	
11 - 12																	
PM HOURS																	
12 - 1																	
1 - 2	93		10	11	1	12.0	1	35	28	34.8		2	3	2.7	49.5		184
2 - 3	113		5	11	1	9.3	3	35	11	26.8			4	2.2	38.3		183
3 - 4	112	1	4	7		6.7	2	34	18	30.2		1		.6	37.4		179
4 - 5	120	1	9	7		10.8	2	12	3	10.8			2	1.3	22.9	1	157
5 - 6	114	1	5			4.6	2	4	1	5.3	1		1	1.5	11.5	2	131
6 - 7	43						2	2	3	14.0					14.0		50
7 - 8	49			1		1.8	2		5	12.3					14.0		57
8 - 9	22						1	5	2	26.7					26.7		30
9 - 10	20						2	3		20.0					20.0		25
10 - 11	11		2	3		22.7		3	2	22.7			1	4.5	50.0		22
11 - 12	31			1		3.0	1			3.0					6.1		33

AM TOTAL																	
PM TOTAL	728	3	35	41	2	7.7	18	133	73	21.3	1	3	11	1.4	30.4	3	1051
DAY TOTAL	728	3	35	41	2	7.7	18	133	73	21.3	1	3	11	1.4	30.4	3	1051
																2-AXLE EQUIVALENT	1472

STATE OF WASHINGTON - DEPARTMENT OF TRANSPORTATION
 TRIP SYSTEM
 HOURLY TRAFFIC CLASSIFICATION SUMMARY

SR 501 MP 001.71 OFF SYSTEM ID. LEG 1 DIRECTION OF TRAFFIC EASTBOUND LANE 1 OF 2
 COUNT IDENTIFIER HPMS COUNTER NUMBER 281964 DESCRIPTION: ON SR 501 E/O FOURTH PLAIN BLVD WYE CONN

07-10-18		CARS PICKUPS	SINGLE UNITS				SINGLE UNIT %	DOUBLE UNITS			DOUBLE UNIT %	TRAINS			TRAIN %	TRUCK %	CLASS UNKNOWN	TOTAL VEHICLES
TUESDAY AM HOURS	BUS		MED	HVY	4+	4-		5	6+	5-		6	7+					
12 - 1	8		1			8.3	1	1	1	25.0					33.3		12	
1 - 2	7			1		13.3	1	2	3	40.0					53.3		15	
2 - 3	11		2			9.1		1	7	36.4		1		4.5	50.0		22	
3 - 4	4			2		10.5		5	3	42.1		2	2	21.1	73.7	1	19	
4 - 5	17			1		3.2	1	2	5	25.8		2	3	16.1	45.2		31	
5 - 6	63	1	5	4		10.2	3	8	9	20.4			4	4.1	34.7	1	98	
6 - 7	148		10	9	1	9.9	2	9	13	11.8		2	8	4.9	26.6	1	203	
7 - 8	174	2	6	11	3	9.0		14	28	17.1			7	2.9	29.0		245	
8 - 9	105	1	14	9	3	13.8	3	23	27	27.2			9	4.6	45.6	1	195	
9 - 10	75	1	11	4	3	13.4	4	14	23	28.9			7	4.9	47.2		142	
10 - 11	106	2	12	9	4	14.9	3	14	26	23.8			4	2.2	40.9	1	181	
11 - 12	122	1	14	9	1	13.2	6	8	22	19.0			6	3.2	35.4		189	
PM HOURS																		
12 - 1	84	2	16	9	4	18.5	4	13	27	26.2	1		8	5.4	50.0		168	
1 - 2	80	1	11	6	1	13.0	1	12	25	26.0		1	7	5.5	44.5	1	146	
2 - 3	117	1	7	11		10.9	5	15	16	20.7		1	1	1.1	32.8		174	
3 - 4	129	2	7	14		12.6	2	11	18	16.9					29.5		183	
4 - 5	110	1	8	9		12.6	3	7	4	9.8		1		.7	23.1		143	
5 - 6	129	2	3	1		4.1	3	4	2	6.1	1	1	1	2.0	12.2		147	
6 - 7	53		1	1		3.3		3	1	6.7			1	1.7	11.7		60	
7 - 8	35			1	1	4.0	2	2	8	24.0			1	2.0	30.0		50	
8 - 9	33			1		2.4	1	2	4	16.7		1		2.4	21.4		42	
9 - 10	20		1			3.8	1	1	3	19.2					23.1		26	
10 - 11	13		1			4.5	1	2	5	36.4					40.9		22	
11 - 12	23		1			3.7		1	1	7.4		1		3.7	14.8		27	
AM TOTAL		840	8	76	59	15	11.7	24	101	167	21.6		7	50	4.2	37.5	5	1352
PM TOTAL		826	9	56	53	6	10.4	23	73	114	17.7	2	6	19	2.3	30.4	1	1188
DAY TOTAL		1666	17	132	112	21	11.1	47	174	281	19.8	2	13	69	3.3	34.2	6	2540
																	2-AXLE EQUIVALENT	3689

STATE OF WASHINGTON - DEPARTMENT OF TRANSPORTATION
 TRIP SYSTEM
 HOURLY TRAFFIC CLASSIFICATION SUMMARY

SR 501 MP 001.71 OFF SYSTEM ID. LEG 1 DIRECTION OF TRAFFIC EASTBOUND LANE 1 OF 2
 COUNT IDENTIFIER HPMS COUNTER NUMBER 281964 DESCRIPTION: ON SR 501 E/O FOURTH PLAIN BLVD WYE CONN

07-11-18 WEDNESDAY		CARS PICKUPS	SINGLE UNITS				SINGLE UNIT %	DOUBLE UNITS			DOUBLE UNIT %	TRAINS			TRAIN %	TRUCK %	CLASS UNKNOWN	TOTAL VEHICLES
AM HOURS			BUS	MED	HVY	4+		4-	5	6+		5-	6	7+				
12 - 1		13												5.3	31.6		19	
1 - 2		6			1		7.1		1	5				7.1	57.1		14	
2 - 3		7		1			6.7		1	2				13.3	53.3		15	
3 - 4		13								3	3			17.4	43.5		23	
4 - 5		10		1	2		9.7		1	4	7			16.1	64.5		31	
5 - 6		59	1	2	7		10.9		1	9	8			4.3	34.8	1	92	
6 - 7		167		10	6	2	8.0		1	18	13			2.7	25.0	1	224	
7 - 8		168	1	12	9	1	9.7		1	14	21			3.8	28.6	2	238	
8 - 9		97	3	7	10	3	13.6		1	14	26			4.7	42.6		169	
9 - 10		83		14	9	2	16.8		2	12	21			4.0	44.3		149	
10 - 11		94	4	5	17	1	14.7		6	23	26		1	4.3	48.9		184	
11 - 12		109	4	15	10		16.0		3	14	22			2.2	39.8		181	
PM HOURS																		
12 - 1		106	2	11	17		16.6		5	16	17			3.3	40.9	1	181	
1 - 2		94	1	8	9		12.4		4	10	17			1.4	35.2		145	
2 - 3		102	1	5	9		9.4		5	8	26			2.5	36.3		160	
3 - 4		141	1	15	7		11.6		4	10	15			3.0	29.1		199	
4 - 5		153	1	5	4		5.6		3	10	2			.6	14.5		179	
5 - 6		127	1	5	1		5.0		2	2	2			.7	9.9		141	
6 - 7		71		1	2		3.9			1	2				7.8		77	
7 - 8		59	1		2		4.4		1	1	3			1.5	13.2		68	
8 - 9		53		1			1.6		2	3	2				13.1		61	
9 - 10		30		1	1		5.6		1	1	2				16.7		36	
10 - 11		15			1		5.6		1		1				16.7		18	
11 - 12		23			2		7.4		1		1				14.8		27	
AM TOTAL		826	13	67	71	9	11.9	19	116	155				4.3	37.9	5	1339	
PM TOTAL		974	8	52	55		8.9	29	62	90				1.6	24.5	1	1292	
DAY TOTAL		1800	21	119	126	9	10.5	48	178	245				3.0	31.4	6	2631	
																	2-AXLE EQUIVALENT	3699

STATE OF WASHINGTON - DEPARTMENT OF TRANSPORTATION
 TRIPS SYSTEM
 HOURLY TRAFFIC CLASSIFICATION SUMMARY

SR 501 MP 001.71 OFF SYSTEM ID. LEG 1 DIRECTION OF TRAFFIC EASTBOUND LANE 1 OF 2
 COUNT IDENTIFIER HPMS COUNTER NUMBER 281964 DESCRIPTION: ON SR 501 E/O FOURTH PLAIN BLVD WYE CONN

07-12-18 THURSDAY AM HOURS	CARS PICKUPS	SINGLE UNITS				SINGLE UNIT %	DOUBLE UNITS			DOUBLE UNIT %	TRAINS			TRAIN %	TRUCK %	CLASS UNKNOWN	TOTAL VEHICLES
		BUS	MED	HVY	4+		4-	5	6+		5-	6	7+				
12 - 1	9						1	2	2	33.3			1	6.7	40.0		15
1 - 2	8		1			8.3			1	8.3		1	1	16.7	33.3		12
2 - 3	6						1	2	2	45.5					45.5		11
3 - 4	15						2	4	5	39.3		1	1	7.1	46.4		28
4 - 5	13		2	1		11.1	2	4	2	29.6		2	1	11.1	51.9		27
5 - 6	49	1	2	4		9.0	2	8	9	24.4			2	2.6	35.9	1	78
6 - 7	150	1	8	9	2	9.9	1	13	15	14.3			4	2.0	26.1		203
7 - 8	170	1	12	12	2	10.8	3	15	29	18.7			4	1.6	31.1	3	251
8 - 9	130	3	6	12	2	10.7	1	33	22	26.0		1	4	2.3	39.1	1	215
9 - 10	96	3	13	4	2	12.6	1	28	23	29.9			4	2.3	44.8		174
10 - 11	91	4	13	7	2	14.4	2	39	21	34.3		1		.6	49.2	1	181
11 - 12	85	3	8	10	3	13.9	5	29	27	35.3			2	1.2	50.3	1	173
PM HOURS																	
12 - 1	103	3	9	10	1	13.2	4	14	18	20.7			11	6.3	40.2	1	174
1 - 2	94	2	12	9	3	14.4	4	35	18	31.7			3	1.7	47.8		180
2 - 3	101		17	8	1	14.0	6	32	15	28.5	1	1	4	3.2	45.7		186
3 - 4	114	1	8	3		6.7	6	30	12	26.7		1	5	3.3	36.7		180
4 - 5	145	2	6	6		7.7	2	16	3	11.5		1	1	1.1	20.3		182
5 - 6	145	1	2	1		2.5	1	5	2	5.1					7.6		157
6 - 7	62		1	1		2.7	2	3	3	10.8	1		1	2.7	16.2		74
7 - 8	75			2		2.3	3	3	4	11.5					13.8		87
8 - 9	65			1		1.3	3	2	4	12.0					13.3		75
9 - 10	56						2	2		6.6		1		1.6	8.2		61
10 - 11	25						2	1	2	16.1					16.1	1	31
11 - 12	26		1			3.0	2	1	3	18.2					21.2		33
AM TOTAL	822	16	65	59	13	11.2	21	177	158	26.0		6	24	2.2	39.4	7	1368
PM TOTAL	1011	9	56	41	5	7.8	37	144	84	18.7	2	4	25	2.2	28.7	2	1420
DAY TOTAL	1833	25	121	100	18	9.5	58	321	242	22.3	2	10	49	2.2	33.9	9	2788
															2-AXLE EQUIVALENT		4025

STATE OF WASHINGTON - DEPARTMENT OF TRANSPORTATION
 TRIP SYSTEM
 HOURLY TRAFFIC CLASSIFICATION SUMMARY

SR 501 MP 001.71 OFF SYSTEM ID. LEG 1 DIRECTION OF TRAFFIC EASTBOUND LANE 1 OF 2
 COUNT IDENTIFIER HPMS COUNTER NUMBER 281964 DESCRIPTION: ON SR 501 E/O FOURTH PLAIN BLVD WYE CONN

07-13-18 FRIDAY AM HOURS	CARS PICKUPS	SINGLE UNITS				SINGLE UNIT %	DOUBLE UNITS			DOUBLE UNIT %	TRAINS			TRAIN %	TRUCK %	CLASS UNKNOWN	TOTAL VEHICLES	
		BUS	MED	HVY	4+		4-	5	6+		5-	6	7+					
12 - 1	13							1	1	13.3				13.3			15	
1 - 2	7		1			7.1		2	1	35.7				7.1			14	
2 - 3	9			1		6.7		2	1	26.7		1		6.7			15	
3 - 4	9								5	43.5		1	3	17.4			23	
4 - 5	17		1	2		9.1		1	5	36.4			1	3.0			33	
5 - 6	54	1	5	8		15.2		3	6	20.7		1	4	5.4			92	
6 - 7	129		7	6		7.1		2	15	15.9			10	5.5		1	182	
7 - 8	126	2	8	8		8.8		2	24	26.8			5	2.4		1	205	
8 - 9	95	1	12	5		9.9		2	34	35.4		1	3	2.2			181	
9 - 10																		
10 - 11																		
11 - 12																		
PM HOURS																		
12 - 1																		
1 - 2																		
2 - 3																		
3 - 4																		
4 - 5																		
5 - 6																		
6 - 7																		
7 - 8																		
8 - 9																		
9 - 10																		
10 - 11																		
11 - 12																		
AM TOTAL	459	4	34	30		8.9		14	92	94	26.3	1	3	27	4.1	39.3	2	760
PM TOTAL																		
DAY TOTAL	459	4	34	30		8.9		14	92	94	26.3	1	3	27	4.1	39.3	2	760
																2-AXLE EQUIVALENT		1190

STATE OF WASHINGTON - DEPARTMENT OF TRANSPORTATION
 TRIP SYSTEM
 HOURLY TRAFFIC CLASSIFICATION SUMMARY

SR 501 MP 001.71 OFF SYSTEM ID. LEG 1 DIRECTION OF TRAFFIC EASTBOUND LANE 2 OF 2
 COUNT IDENTIFIER HPMS COUNTER NUMBER 284651 DESCRIPTION: ON SR 501 E/O FOURTH PLAIN BLVD WYE CONN

07-09-18																	
MONDAY																	
AM HOURS	CARS PICKUPS	SINGLE UNITS				SINGLE UNIT %	DOUBLE UNITS			DOUBLE UNIT %	TRAINS			TRAIN %	TRUCK %	CLASS UNKNOWN	TOTAL VEHICLES
		BUS	MED	HVY	4+		4-	5	6+		5-	6	7+				
12 - 1																	
1 - 2																	
2 - 3																	
3 - 4																	
4 - 5																	
5 - 6																	
6 - 7																	
7 - 8																	
8 - 9																	
9 - 10																	
10 - 11																	
11 - 12																	
PM HOURS																	
12 - 1																	
1 - 2	102			5		4.5		1	2	1.8			2	1.8	8.1		111
2 - 3	80			1		1.2		1	3	1.2					2.4		82
3 - 4	128						1	1	3	3.0					3.0		132
4 - 5	81			1		1.2		1	1	1.2					2.4		83
5 - 6	74								1	1.3					1.3		75
6 - 7	29																29
7 - 8	33																33
8 - 9	10							1		9.1					9.1		11
9 - 10	14			1		6.7									6.7		15
10 - 11	24																24
11 - 12	17																17

AM TOTAL																	
PM TOTAL	592			7	1	1.3	1	3	6	1.6			2	.3	3.3		612
DAY TOTAL	592			7	1	1.3	1	3	6	1.6			2	.3	3.3		612
																2-AXLE EQUIVALENT	635

STATE OF WASHINGTON - DEPARTMENT OF TRANSPORTATION
 TRIP SYSTEM
 HOURLY TRAFFIC CLASSIFICATION SUMMARY

SR 501 MP 001.71 OFF SYSTEM ID. LEG 1 DIRECTION OF TRAFFIC EASTBOUND LANE 2 OF 2
 COUNT IDENTIFIER HPMS COUNTER NUMBER 284651 DESCRIPTION: ON SR 501 E/O FOURTH PLAIN BLVD WYE CONN

07-10-18 TUESDAY		CARS PICKUPS	SINGLE UNITS				SINGLE UNIT %	DOUBLE UNITS			DOUBLE UNIT %	TRAINS			TRAIN %	TRUCK %	CLASS UNKNOWN	TOTAL VEHICLES
AM HOURS	BUS		MED	HVY	4+	4-		5	6+	5-		6	7+					
12 - 1		13						1	1	13.3					13.3		15	
1 - 2		3															3	
2 - 3		7						2		22.2					22.2		9	
3 - 4		3							1	25.0					25.0		4	
4 - 5		5						1		16.7					16.7		6	
5 - 6		37		1			2.5		2	5.0					7.5		40	
6 - 7		158						1	1	1.8		1	1	1.2	3.1		163	
7 - 8		233		1			.4	1	1	1.3					1.7		237	
8 - 9		152		2	2		2.4	1	3	3.6			2	1.2	7.3	1	165	
9 - 10		68		1	3		5.2	1	1	6.5					11.7		77	
10 - 11		96		2			2.0	1	2	3.9					5.9		102	
11 - 12		99		3	2		4.8		1	1.0					5.7		105	
PM HOURS																		
12 - 1		85		2	3		5.0	4	1	9.0		1		1.0	15.0		100	
1 - 2		59		3	2		7.1	2	1	5.7			2	2.9	15.7		70	
2 - 3		93		2	1	1	4.0	1		2.0					6.1		99	
3 - 4		116		2	1		2.4	2		2.4		1		.8	5.6	2	125	
4 - 5		104			1		.9	1		1.9					2.8		107	
5 - 6		77							1	1.3					1.3		78	
6 - 7		46							1	2.1					2.1		47	
7 - 8		34															34	
8 - 9		32															32	
9 - 10		22															22	
10 - 11		13															13	
11 - 12		24															24	
AM TOTAL		874		10	7		1.8	4	14	12	3.2		1	3	.4	5.5	1	926
PM TOTAL		705		9	8	1	2.4	10	4	8	2.9		2	2	.5	5.9	2	751
DAY TOTAL		1579		19	15	1	2.1	14	18	20	3.1		3	5	.5	5.7	3	1677
																	2-AXLE EQUIVALENT	1785

STATE OF WASHINGTON - DEPARTMENT OF TRANSPORTATION
 TRIP SYSTEM
 HOURLY TRAFFIC CLASSIFICATION SUMMARY

SR 501 MP 001.71 OFF SYSTEM ID. LEG 1 DIRECTION OF TRAFFIC EASTBOUND LANE 2 OF 2
 COUNT IDENTIFIER HPMS COUNTER NUMBER 284651 DESCRIPTION: ON SR 501 E/O FOURTH PLAIN BLVD WYE CONN

07-11-18 WEDNESDAY		CARS PICKUPS	SINGLE UNITS				SINGLE UNIT %	DOUBLE UNITS			DOUBLE UNIT %	TRAINS			TRAIN %	TRUCK %	CLASS UNKNOWN	TOTAL VEHICLES
AM HOURS	BUS		MED	HVY	4+	4-		5	6+	5-		6	7+					
12 - 1		11									8.3				8.3		12	
1 - 2		6						1	4	1	50.0				50.0		12	
2 - 3		7							1		12.5				12.5		8	
3 - 4		1							1	1	66.7				66.7		3	
4 - 5		2							2		50.0				50.0		4	
5 - 6		41		1			2.0		4	2	12.2		1	2.0	16.3		49	
6 - 7		160		1	2		1.8		1	1	1.2			.6	3.6		166	
7 - 8		203		2	1		1.4		3	1	1.9		2	.9	4.2		212	
8 - 9		123							1	4	3.9				3.9		128	
9 - 10		84		2	2		4.3		1	5	6.4				10.6		94	
10 - 11		79			3		3.3	1	3	3	7.8		1	1.1	12.2		90	
11 - 12		82		2	1		3.3	1	2	3	6.6				9.9		91	
PM HOURS																		
12 - 1		85		2	3		5.3	1		3	4.3				9.6		94	
1 - 2		73		5	1		7.3		1	2	3.7				11.0		82	
2 - 3		101		1	1		1.9		2		1.9				3.8		105	
3 - 4		157		2			1.2						1	.6	1.9	1	161	
4 - 5		118							1	1	1.7				1.7		120	
5 - 6		77															77	
6 - 7		52			1		1.9			1	1.9				3.7		54	
7 - 8		70							1		1.4				1.4		71	
8 - 9		44															44	
9 - 10		26															26	
10 - 11		15															15	
11 - 12		19							1	1	9.1		1	4.5	13.6		22	
AM TOTAL		799		8	9		2.0	3	23	22	5.5		1	.6	8.1		869	
PM TOTAL		837		10	6		1.8	1	6	8	1.7		1	.2	3.8	1	871	
DAY TOTAL		1636		18	15		1.9	4	29	30	3.6		2	.4	5.9	1	1740	
																	2-AXLE EQUIVALENT	1872

STATE OF WASHINGTON - DEPARTMENT OF TRANSPORTATION
 TRIP SYSTEM
 HOURLY TRAFFIC CLASSIFICATION SUMMARY

SR 501 MP 001.71 OFF SYSTEM ID. LEG 1 DIRECTION OF TRAFFIC EASTBOUND LANE 2 OF 2
 COUNT IDENTIFIER HPMS COUNTER NUMBER 284651 DESCRIPTION: ON SR 501 E/O FOURTH PLAIN BLVD WYE CONN

07-12-18 THURSDAY AM HOURS	CARS PICKUPS	SINGLE UNITS				SINGLE UNIT %	DOUBLE UNITS			DOUBLE UNIT %	TRAINS			TRAIN %	TRUCK %	CLASS UNKNOWN	TOTAL VEHICLES
		BUS	MED	HVY	4+		4-	5	6+		5-	6	7+				
12 - 1	13							1	7.1					7.1			14
1 - 2	2							1	40.0					60.0			5
2 - 3	3							3	42.9			1	1	57.1			7
3 - 4	6			2	22.2			1	11.1					33.3			9
4 - 5	6							2	33.3					33.3			9
5 - 6	44		2	1	6.1			1	2.0			1	2.0	10.2			49
6 - 7	133		1		.7			1	5.0					5.7			141
7 - 8	221							3	2.6					2.6			227
8 - 9	178			3	1.6			1	2.2					3.8			185
9 - 10	87		1	1	2.1			1	4.2				1	7.4	1		95
10 - 11	75		2	3	5.9			1	4.7					10.6	1		85
11 - 12	103			1	.9			1	2.8					3.7			107
PM HOURS																	
12 - 1	75		2	3	6.2				1.2					7.4			81
1 - 2	84		3	2	5.4			2	2.2					7.6	1		92
2 - 3	96		2	1	2.9			1	2.9					5.9			102
3 - 4	142			1	.7			2	3.4					4.1			148
4 - 5	123		2	2	3.1			1	.8					3.9			128
5 - 6	90																90
6 - 7	57																57
7 - 8	52							1	1.9					1.9			53
8 - 9	59							2	3.3					3.3			61
9 - 10	66		1		1.5									1.5			67
10 - 11	16							1	11.1					11.1			18
11 - 12	24														2		26
AM TOTAL	871		6	11	1.8			5	4.2			2	2	.4	6.4	2	933
PM TOTAL	884		10	9	2.1			7	1.8					3.9	3		923
DAY TOTAL	1755		16	20	1.9			12	3.0			2	2	.2	5.2	5	1856
														2-AXLE EQUIVALENT			1966

STATE OF WASHINGTON - DEPARTMENT OF TRANSPORTATION
 TRIP SYSTEM
 HOURLY TRAFFIC CLASSIFICATION SUMMARY

SR 501 MP 001.71 OFF SYSTEM ID. LEG 1 DIRECTION OF TRAFFIC EASTBOUND LANE 2 OF 2
 COUNT IDENTIFIER HPMS COUNTER NUMBER 284651 DESCRIPTION: ON SR 501 E/O FOURTH PLAIN BLVD WYE CONN

07-13-18 FRIDAY		CARS PICKUPS	SINGLE UNITS				SINGLE UNIT %	DOUBLE UNITS			DOUBLE UNIT %	TRAINS			TRAIN %	TRUCK %	CLASS UNKNOWN	TOTAL VEHICLES
AM HOURS			BUS	MED	HVY	4+		4-	5	6+		5-	6	7+				
12 - 1		14						1	2	17.6					17.6		17	
1 - 2		4							1	16.7		1		16.7	33.3		6	
2 - 3		1						1		50.0					50.0		2	
3 - 4		3						1		25.0					25.0		4	
4 - 5		7						2		22.2					22.2		9	
5 - 6		31						4	1	13.9					13.9		36	
6 - 7		125			1	.8	3	1		3.1			1	.8	4.6		131	
7 - 8		163			1	.6	1	1	3	2.9			1	.6	4.1		170	
8 - 9		125			1	.8		1		.8			1	.8	2.3		128	
9 - 10																		
10 - 11																		
11 - 12																		
PM HOURS																		
12 - 1																		
1 - 2																		
2 - 3																		
3 - 4																		
4 - 5																		
5 - 6																		
6 - 7																		
7 - 8																		
8 - 9																		
9 - 10																		
10 - 11																		
11 - 12																		
AM TOTAL		473			3	.6	4	12	7	4.6		1	3	.8	6.0		503	
PM TOTAL																		
DAY TOTAL		473			3	.6	4	12	7	4.6		1	3	.8	6.0	2-AXLE EQUIVALENT	550	

STATE OF WASHINGTON - DEPARTMENT OF TRANSPORTATION
 TRIP SYSTEM
 HOURLY TRAFFIC CLASSIFICATION SUMMARY

SR 501 MP 001.71 OFF SYSTEM ID. LEG 1 DIRECTION OF TRAFFIC EASTBOUND LANE 12 OF 2
 COUNT IDENTIFIER HPMS COUNTER NUMBER 284651 DESCRIPTION: ON SR 501 E/O FOURTH PLAIN BLVD WYE CONN

07-09-18		CARS PICKUPS	SINGLE UNITS				SINGLE UNIT %	DOUBLE UNITS			DOUBLE UNIT %	TRAINS			TRAIN %	TRUCK %	CLASS UNKNOWN	TOTAL VEHICLES
MONDAY	AM HOURS		BUS	MED	HVY	4+		4-	5	6+		5-	6	7+				
	12 - 1																	
	1 - 2																	
	2 - 3																	
	3 - 4																	
	4 - 5																	
	5 - 6																	
	6 - 7																	
	7 - 8																	
	8 - 9																	
	9 - 10																	
	10 - 11																	
	11 - 12																	
	PM HOURS																	
	12 - 1																	
	1 - 2	195		15	11	1	9.2	1	35	30	22.4		2	5	2.4	33.9		295
	2 - 3	193		6	11	1	6.8	3	36	11	18.9			4	1.5	27.2		265
	3 - 4	240	1	4	7		3.9	3	34	21	18.6		1		.3	22.8		311
	4 - 5	201	1	10	7		7.5	2	13	3	7.5			2	.8	15.8	1	240
	5 - 6	188	1	5			2.9	2	4	2	3.9	1		1	1.0	7.8	2	206
	6 - 7	72						2	2	3	8.9					8.9		79
	7 - 8	82			1		1.1	2		5	7.8					8.9		90
	8 - 9	32						1	6	2	22.0					22.0		41
	9 - 10	34			1		2.5	2	3		12.5					15.0		40
	10 - 11	35		2	3		10.9		3	2	10.9			1	2.2	23.9		46
	11 - 12	48			1		2.0	1			2.0					4.0		50

	AM TOTAL																	
	PM TOTAL	1320	3	42	42	2	5.4	19	136	79	14.1	1	3	13	1.0	20.4	3	1663
	DAY TOTAL	1320	3	42	42	2	5.4	19	136	79	14.1	1	3	13	1.0	20.4	3	1663
																2-AXLE EQUIVALENT		2107

STATE OF WASHINGTON - DEPARTMENT OF TRANSPORTATION
 TRIP SYSTEM
 HOURLY TRAFFIC CLASSIFICATION SUMMARY

SR 501 MP 001.71 OFF SYSTEM ID. LEG 1 DIRECTION OF TRAFFIC EASTBOUND LANE 12 OF 2
 COUNT IDENTIFIER HPMS COUNTER NUMBER 284651 DESCRIPTION: ON SR 501 E/O FOURTH PLAIN BLVD WYE CONN

07-10-18		CARS PICKUPS	SINGLE UNITS				SINGLE UNIT %	DOUBLE UNITS			DOUBLE UNIT %	TRAINS			TRAIN %	TRUCK %	CLASS UNKNOWN	TOTAL VEHICLES
TUESDAY	AM HOURS		BUS	MED	HVY	4+		4-	5	6+		5-	6	7+				
12 - 1	21		1			3.7	1	2	2	18.5					22.2		27	
1 - 2	10			1		11.1	1	2	3	33.3					44.4		18	
2 - 3	18		2			6.5		3	7	32.3		1		3.2	41.9		31	
3 - 4	7			2		8.7		5	4	39.1		2	2	17.4	65.2	1	23	
4 - 5	22			1		2.7	1	3	5	24.3		2	3	13.5	40.5		37	
5 - 6	100	1	6	4		8.0	3	10	9	15.9			4	2.9	26.8	1	138	
6 - 7	306		10	9	1	5.5	3	10	14	7.4		3	9	3.3	16.1	1	366	
7 - 8	407	2	7	11	3	4.8	1	15	29	9.3			7	1.5	15.6		482	
8 - 9	257	1	16	11	3	8.6	4	26	29	16.4			11	3.1	28.1	2	360	
9 - 10	143	1	12	7	3	10.5	4	15	27	21.0			7	3.2	34.7		219	
10 - 11	202	2	14	9	4	10.2	4	16	27	16.6			4	1.4	28.3	1	283	
11 - 12	221	1	17	11	1	10.2	6	8	23	12.6			6	2.0	24.8		294	
PM HOURS																		
12 - 1	169	2	18	12	4	13.4	8	14	31	19.8	1	1	8	3.7	36.9		268	
1 - 2	139	1	14	8	1	11.1	3	13	26	19.4		1	9	4.6	35.2	1	216	
2 - 3	210	1	9	12	1	8.4	6	15	17	13.9		1	1	.7	23.1		273	
3 - 4	245	2	9	15		8.4	4	11	19	11.0		1		.3	19.8	2	308	
4 - 5	214	1	8	10		7.6	4	7	5	6.4		1		.4	14.4		250	
5 - 6	206	2	3	1		2.7	3	5	2	4.4	1	1	1	1.3	8.4		225	
6 - 7	99		1	1		1.9		4	1	4.7			1	.9	7.5		107	
7 - 8	69			1	1	2.4	2	2	8	14.3			1	1.2	17.9		84	
8 - 9	65			1		1.4	1	2	4	9.5		1		1.4	12.2		74	
9 - 10	42		1			2.1	1	1	3	10.4					12.5		48	
10 - 11	26		1			2.9	1	2	5	22.9					25.7		35	
11 - 12	47		1			2.0		1	1	3.9		1		2.0	7.8		51	
AM TOTAL		1714	8	86	66	15	7.7	28	115	179	14.1		8	53	2.7	24.5	6	2278
PM TOTAL		1531	9	65	61	7	7.3	33	77	122	12.0	2	8	21	1.6	20.9	3	1939
DAY TOTAL		3245	17	151	127	22	7.5	61	192	301	13.1	2	16	74	2.2	22.8	9	4217
																	2-AXLE EQUIVALENT	5474

STATE OF WASHINGTON - DEPARTMENT OF TRANSPORTATION
 TRIP SYSTEM
 HOURLY TRAFFIC CLASSIFICATION SUMMARY

SR 501 MP 001.71 OFF SYSTEM ID. LEG 1 DIRECTION OF TRAFFIC EASTBOUND LANE 12 OF 2
 COUNT IDENTIFIER HPMS COUNTER NUMBER 284651 DESCRIPTION: ON SR 501 E/O FOURTH PLAIN BLVD WYE CONN

07-11-18 WEDNESDAY		CARS PICKUPS	SINGLE UNITS				SINGLE UNIT %	DOUBLE UNITS			DOUBLE UNIT %	TRAINS			TRAIN %	TRUCK %	CLASS UNKNOWN	TOTAL VEHICLES	
AM HOURS	BUS		MED	HVY	4+	4-		5	6+	5-		6	7+						
12 - 1		24						2	2	2	19.4			1	3.2	22.6		31	
1 - 2		12			1		3.8	1	5	6	46.2		1	3.8	53.8		26		
2 - 3		14		1			4.3	1	3	2	26.1			2	8.7	39.1		23	
3 - 4		14							4	4	30.8		2	2	15.4	46.2		26	
4 - 5		12		1	2		8.6	1	6	7	40.0		2	3	14.3	62.9	1	35	
5 - 6		100	1	3	7		7.8	1	13	10	17.0		1	4	3.5	28.4	1	141	
6 - 7		327		11	8	2	5.4	1	19	14	8.7			7	1.8	15.9	1	390	
7 - 8		371	1	14	10	1	5.8	1	17	22	8.9		1	10	2.4	17.1	2	450	
8 - 9		220	3	7	10	3	7.7	1	15	30	15.5			8	2.7	25.9		297	
9 - 10		167		16	11	2	11.9	2	13	26	16.9		1	5	2.5	31.3		243	
10 - 11		173	4	5	20	1	10.9	7	26	29	22.6	1		8	3.3	36.9		274	
11 - 12		191	4	17	11		11.8	4	16	25	16.5		1	3	1.5	29.8		272	
PM HOURS																			
12 - 1		191	2	13	20		12.7	6	16	20	15.3			6	2.2	30.2	1	275	
1 - 2		167	1	13	10		10.6	4	11	19	15.0			2	.9	26.4		227	
2 - 3		203	1	6	10		6.4	5	10	26	15.5			4	1.5	23.4		265	
3 - 4		298	1	17	7		6.9	4	10	15	8.1		2	5	1.9	16.9	1	360	
4 - 5		271	1	5	4		3.3	3	11	3	5.7			1	.3	9.4		299	
5 - 6		204	1	5	1		3.2	2	2	2	2.8		1		.5	6.4		218	
6 - 7		123		1	3		3.1		1	3	3.1					6.1		131	
7 - 8		129	1		2		2.2	1	2	3	4.3			1	.7	7.2		139	
8 - 9		97		1			1.0	2	3	2	6.7					7.6		105	
9 - 10		56		1	1		3.2	1	1	2	6.5					9.7		62	
10 - 11		30			1		3.0	1	1	1	6.1					9.1		33	
11 - 12		42			2		4.1	1	1	2	8.2			1	2.0	14.3		49	
AM TOTAL		1625	13	75	80	9	8.0	22	139	177	15.3	1	9	53	2.9	26.2	5	2208	
PM TOTAL		1811	8	62	61		6.1	30	68	98	9.1		4	19	1.1	16.2	2	2163	
DAY TOTAL		3436	21	137	141	9	7.0	52	207	275	12.2	1	13	72	2.0	21.2	7	4371	
																		2-AXLE EQUIVALENT	5571

STATE OF WASHINGTON - DEPARTMENT OF TRANSPORTATION
 TRIP SYSTEM
 HOURLY TRAFFIC CLASSIFICATION SUMMARY

SR 501 MP 001.71 OFF SYSTEM ID. LEG 1 DIRECTION OF TRAFFIC EASTBOUND LANE 12 OF 2
 COUNT IDENTIFIER HPMS COUNTER NUMBER 284651 DESCRIPTION: ON SR 501 E/O FOURTH PLAIN BLVD WYE CONN

07-12-18 THURSDAY AM HOURS	CARS PICKUPS	SINGLE UNITS				SINGLE UNIT %	DOUBLE UNITS			DOUBLE UNIT %	TRAINS			TRAIN %	TRUCK %	CLASS UNKNOWN	TOTAL VEHICLES	
		BUS	MED	HVY	4+		4-	5	6+		5-	6	7+					
12 - 1	22						1	2	3	20.7			1	3.4	24.1		29	
1 - 2	10		1			5.9		1	2	17.6		1	2	17.6	41.2		17	
2 - 3	9						1	2	5	44.4		1		5.6	50.0		18	
3 - 4	21			2		5.4	2	5	5	32.4		1	1	5.4	43.2		37	
4 - 5	19		2	1		8.3	2	6	3	30.6		2	1	8.3	47.2		36	
5 - 6	93	1	4	5		7.9	2	8	10	15.7		1	2	2.4	26.0	1	127	
6 - 7	283	1	9	9	2	6.1	2	16	18	10.5			4	1.2	17.7		344	
7 - 8	391	1	12	12	2	5.6	6	16	31	11.1			4	.8	17.6	3	478	
8 - 9	308	3	6	15	2	6.5	2	35	23	15.0		1	4	1.3	22.8	1	400	
9 - 10	183	3	14	5	2	8.9	1	29	26	20.8			5	1.9	31.6	1	269	
10 - 11	166	4	15	10	2	11.7	2	40	24	24.8		1		.4	36.8	2	266	
11 - 12	188	3	8	11	3	8.9	5	30	29	22.9			2	.7	32.5	1	280	
PM HOURS																		
12 - 1	178	3	11	13	1	11.0	4	14	19	14.5			11	4.3	29.8	1	255	
1 - 2	178	2	15	11	3	11.4	4	37	18	21.7			3	1.1	34.2	1	272	
2 - 3	197		19	9	1	10.1	7	33	16	19.4	1	1	4	2.1	31.6		288	
3 - 4	256	1	8	4		4.0	8	32	13	16.2		1	5	1.8	22.0		328	
4 - 5	268	2	8	8		5.8	2	17	3	7.1		1	1	.6	13.5		310	
5 - 6	235	1	2	1		1.6	1	5	2	3.2					4.9		247	
6 - 7	119		1	1		1.5	2	3	3	6.1					9.2		131	
7 - 8	127			2		1.4	4	3	4	7.9	1		1	1.5	9.3		140	
8 - 9	124			1		.7	5	2	4	8.1					8.8		136	
9 - 10	122		1			.8	2	2		3.1		1		.8	4.7		128	
10 - 11	41						3	1	3	14.3					14.3	1	49	
11 - 12	50		1			1.7	2	1	3	10.2					11.9	2	59	
AM TOTAL	1693	16	71	70	13	7.4	26	190	179	17.2			8	26	1.5	26.0	9	2301
PM TOTAL	1895	9	66	50	5	5.5	44	150	88	12.0	2	4	25	1.3	18.9	5	2343	
DAY TOTAL	3588	25	137	120	18	6.5	70	340	267	14.6	2	12	51	1.4	22.4	14	4644	
															2-AXLE EQUIVALENT		5991	

STATE OF WASHINGTON - DEPARTMENT OF TRANSPORTATION
 TRIP SYSTEM
 HOURLY TRAFFIC CLASSIFICATION SUMMARY

SR 501 MP 001.71 OFF SYSTEM ID. LEG 1 DIRECTION OF TRAFFIC EASTBOUND LANE 12 OF 2
 COUNT IDENTIFIER HPMS COUNTER NUMBER 284651 DESCRIPTION: ON SR 501 E/O FOURTH PLAIN BLVD WYE CONN

07-13-18																		
FRIDAY	CARS PICKUPS	SINGLE UNITS				SINGLE UNIT %	DOUBLE UNITS			DOUBLE UNIT %	TRAINS			TRAIN %	TRUCK %	CLASS UNKNOWN	TOTAL VEHICLES	
AM HOURS		BUS	MED	HVY	4+		4-	5	6+		5-	6	7+					
12 - 1	27							2	3	15.6						15.6		32
1 - 2	11		1			5.0	2	1	3	30.0		1	1	10.0		45.0		20
2 - 3	10			1		5.9	2	2	1	29.4		1		5.9		41.2		17
3 - 4	12							6	5	40.7		1	3	14.8		55.6		27
4 - 5	24		1	2		7.1	1	7	6	33.3		1	1	2.4		42.9		42
5 - 6	85	1	5	8		10.9	3	10	11	18.8		1	4	3.9		33.6		128
6 - 7	254		7	7		4.5	5	16	12	10.5			11	3.5		18.5	1	313
7 - 8	289	2	8	9		5.1	3	25	32	16.0			6	1.6		22.7	1	375
8 - 9	220	1	12	6		6.1	2	35	28	21.0	1		4	1.6		28.8		309
9 - 10																		
10 - 11																		
11 - 12																		
PM HOURS																		
12 - 1																		
1 - 2																		
2 - 3																		
3 - 4																		
4 - 5																		
5 - 6																		
6 - 7																		
7 - 8																		
8 - 9																		
9 - 10																		
10 - 11																		
11 - 12																		
AM TOTAL	932	4	34	33		5.6	18	104	101	17.7	1	4	30	2.8	26.0	2	1263	
PM TOTAL																		
DAY TOTAL	932	4	34	33		5.6	18	104	101	17.7	1	4	30	2.8	26.0	2	1263	
															2-AXLE EQUIVALENT			1740

07-09-18 THRU 07-13-18

AVERAGE WEEKDAY CLASSIFICATION VOLUMES *****																	
AVG WEEKDAY VOLUME	CARS PICKUPS	SINGLE UNITS				SINGLE UNIT %	DOUBLE UNITS			DOUBLE UNIT %	TRAINS			TRAIN %	TRUCK %	CLASS UNKNOWN	TOTAL VEHICLES
		BUS	MED	HVY	4+		4-	5	6+		5-	6	7+				
	3423	21	142	129	16	7.0	61	246	281	13.3	2	14	66	1.9	22.2	10	4411
															AWD 2-AXLE EQUIVALENT		5680
TOTAL HOURS FOR COUNT		92															
3 DAYS		FACTOR GROUP GR-02															
AVG WEEKDAY VOL	4411	X SEASONAL ADJ. FACTOR 0.9300 = ESTIMATED AVG DAILY TRAFFIC 4102															

STATE OF WASHINGTON - DEPARTMENT OF TRANSPORTATION
 TRIP SYSTEM
 HOURLY TRAFFIC CLASSIFICATION SUMMARY

SR 501 MP 001.71 OFF SYSTEM ID. LEG 1 DIRECTION OF TRAFFIC BOTH WAYS LANE ALL OF
 COUNT IDENTIFIER HPMS COUNTER NUMBER 284651 DESCRIPTION: ON SR 501 E/O FOURTH PLAIN BLVD WYE CONN

07-09-18 MONDAY																	
AM HOURS	CARS PICKUPS	SINGLE UNITS				SINGLE UNIT %	DOUBLE UNITS			DOUBLE UNIT %	TRAINS			TRAIN %	TRUCK %	CLASS UNKNOWN	TOTAL VEHICLES
		BUS	MED	HVY	4+		4-	5	6+		5-	6	7+				
12 - 1																	
1 - 2																	
2 - 3																	
3 - 4																	
4 - 5																	
5 - 6																	
6 - 7																	
7 - 8																	
8 - 9																	
9 - 10																	
10 - 11																	
11 - 12																	
PM HOURS																	
12 - 1																	
1 - 2	355	4	24	29	3	11.2	2	59	50	20.6	1	3	8	2.2	34.0		538
2 - 3	322		14	24	1	8.3	5	69	26	21.3		2	7	1.9	31.5		470
3 - 4	363	3	8	14		5.0	6	67	34	21.4		1	2	.6	27.1	1	499
4 - 5	392	2	16	12		6.4	4	31	8	9.2			2	.4	16.0	1	468
5 - 6	396	1	10	1		2.8	5	7	4	3.7	1		1	.5	7.0	2	428
6 - 7	158	1	3			2.3	3	4	8	8.5					10.7		177
7 - 8	130			2		1.4	4	1	9	9.6					11.0		146
8 - 9	66		1	1		2.5	2	7	3	15.0					17.5		80
9 - 10	73		1	1		2.3	4	6	1	12.5			1	1.1	15.9	1	88
10 - 11	71		2	3		6.0	1	4	2	8.3			1	1.2	15.5		84
11 - 12	72			1		1.3	1	2		3.9					5.3		76

AM TOTAL																	
PM TOTAL	2398	11	79	88	4	6.0	37	257	145	14.4	2	6	22	1.0	21.3	5	3054
DAY TOTAL	2398	11	79	88	4	6.0	37	257	145	14.4	2	6	22	1.0	21.3	5	3054
															2-AXLE EQUIVALENT		3885

STATE OF WASHINGTON - DEPARTMENT OF TRANSPORTATION
 TRIP SYSTEM
 HOURLY TRAFFIC CLASSIFICATION SUMMARY

SR 501 MP 001.71 OFF SYSTEM ID. LEG 1 DIRECTION OF TRAFFIC BOTH WAYS LANE ALL OF

COUNT IDENTIFIER HPMS COUNTER NUMBER 284651 DESCRIPTION: ON SR 501 E/O FOURTH PLAIN BLVD WYE CONN

07-10-18		CARS PICKUPS	SINGLE UNITS				SINGLE UNIT %	DOUBLE UNITS			DOUBLE UNIT %	TRAINS			TRAIN %	TRUCK %	CLASS UNKNOWN	TOTAL VEHICLES
AM HOURS	PM HOURS		BUS	MED	HVY	4+		4-	5	6+		5-	6	7+				
12 - 1		37		3	1		8.3	1	2	3	12.5	1			2.1	22.9		48
1 - 2		23		2	4		15.0	1	2	7	25.0	1			2.5	42.5		40
2 - 3		32		2			4.0			5	28.0	2			4.0	36.0		50
3 - 4		21		1	4		10.6	1	5	8	29.8	3	3		12.8	53.2	1	47
4 - 5		56		1	1		2.4	2	5	9	19.5	4	3		8.5	30.5	1	82
5 - 6		193	1	7	11		7.5	4	12	16	12.5	1	8		3.5	23.5	2	255
6 - 7		431	2	19	19	1	7.6	4	22	23	9.1	3	12		2.8	19.6	1	537
7 - 8		604	3	17	26	4	6.7	4	26	45	10.1	2	10		1.6	18.5		741
8 - 9		352	2	25	21	5	10.2	9	40	48	18.7	1	13		2.7	31.7	2	518
9 - 10		257	2	25	19	6	13.0	6	29	47	20.4	1	9		2.5	35.9		401
10 - 11		306	3	22	22	4	11.3	11	32	44	19.3		5		1.1	31.7	2	451
11 - 12		349	4	35	20	7	13.1	12	26	38	15.1		11		2.2	30.4	2	504
12 - 1		359	2	28	33	8	13.1	9	34	53	17.7	1	1	12	2.6	33.5	1	541
1 - 2		313	3	22	14	5	9.8	5	28	43	17.0	1	1	11	2.7	29.5	2	447
2 - 3		359	2	18	21	4	9.3	9	25	39	15.1	1	4		1.0	25.5		482
3 - 4		372	3	15	28		9.5	7	23	32	12.8	1	2		.6	22.9	2	485
4 - 5		371	2	15	17		7.8	7	12	10	6.6	3			.7	15.1	1	438
5 - 6		401	2	5	3		2.3	3	6	3	2.8	1	1	3	1.2	6.3	1	429
6 - 7		198	1	2	1		1.8	3	9	9	9.4		1	1	.4	11.6		224
7 - 8		134		1	1	1	1.9	2	3	12	10.9	1	1		1.3	14.1		156
8 - 9		124			1		.7	1	2	7	7.4	1			.7	8.8		136
9 - 10		89		2	2		3.9	2	1	7	9.7					13.6		103
10 - 11		54		2	1		4.2	1	3	8	16.9	1			1.4	22.5	1	71
11 - 12		64		2			2.7	1	2	3	8.1	1	1		2.7	13.5		74
AM TOTAL		2661	17	159	148	27	9.6	55	206	297	15.2		19	74	2.5	27.3	11	3674
PM TOTAL		2838	15	112	122	18	7.4	50	148	226	11.8	2	12	35	1.4	20.6	8	3586
DAY TOTAL		5499	32	271	270	45	8.5	105	354	523	13.5	2	31	109	2.0	24.0	19	7260
																2-AXLE EQUIVALENT		9460

STATE OF WASHINGTON - DEPARTMENT OF TRANSPORTATION
 TRIP SYSTEM
 HOURLY TRAFFIC CLASSIFICATION SUMMARY

SR 501 MP 001.71 OFF SYSTEM ID. LEG 1 DIRECTION OF TRAFFIC BOTH WAYS LANE ALL OF
 COUNT IDENTIFIER HPMS COUNTER NUMBER 284651 DESCRIPTION: ON SR 501 E/O FOURTH PLAIN BLVD WYE CONN

07-11-18 WEDNESDAY		CARS PICKUPS	SINGLE UNITS				SINGLE UNIT %	DOUBLE UNITS			DOUBLE UNIT %	TRAINS			TRAIN %	TRUCK %	CLASS UNKNOWN	TOTAL VEHICLES	
AM HOURS	BUS		MED	HVY	4+	4-		5	6+	5-		6	7+						
12 - 1		38			1		1.9	2	4	7	24.1		1	1	3.7	29.6		54	
1 - 2		20			1		7.0	2	7	9	41.9		2		4.7	53.5		43	
2 - 3		23			1		5.4	2	4	2	21.6		2	2	10.8	37.8		37	
3 - 4		35			1		5.5		5	7	21.8		3	2	9.1	36.4		55	
4 - 5		48			2		10.0	1	13	9	25.6		5	4	10.0	45.6		90	
5 - 6		202	1		6	10	6.4	4	22	14	15.0		1	5	2.3	23.7	1	266	
6 - 7		478	1	19	19	4	7.2	1	30	32	10.6			9	1.5	19.4	1	594	
7 - 8		533	2	25	19	7	8.0	3	22	35	9.1		1	13	2.1	19.2	2	662	
8 - 9		328	3	13	19	6	8.9	3	31	46	17.4			12	2.6	28.9		461	
9 - 10		285	2	25	26	3	13.0	7	30	44	18.8		1	7	1.9	33.7		430	
10 - 11		288	7	18	30	4	12.7	13	47	45	22.5	1		12	2.8	38.0	1	466	
11 - 12		315	7	29	23	6	14.0	6	34	36	16.4		2	5	1.5	32.0		463	
PM HOURS																			
12 - 1		362	3	23	35	2	12.3	6	30	41	15.0			9	1.8	29.1	1	512	
1 - 2		361	2	26	19	4	10.4	10	29	32	14.5		1	6	1.4	26.3	1	491	
2 - 3		366	4	13	19		7.4	6	23	45	15.2		1	8	1.8	24.4	2	487	
3 - 4		449	3	22	15		7.2	6	23	23	9.4		2	8	1.8	18.4	2	553	
4 - 5		456	2	7	9		3.5	6	17	11	6.7			1	.2	10.4		509	
5 - 6		437	2	8	2		2.6	4	6	7	3.6		1	1	.4	6.6	1	469	
6 - 7		221	1	1	6		3.3	2	2	6	4.2					7.5	1	240	
7 - 8		201	1	1	5		3.2	1	3	4	3.7		1	1	.9	7.8		218	
8 - 9		151		3	2		3.0	3	3	5	6.5			1	.6	10.1		168	
9 - 10		107		1	1		1.7	2	3	4	7.6					9.2	1	119	
10 - 11		69		1	1		2.4	4	2	3	11.0		2		2.4	15.9		82	
11 - 12		55			3		4.5	1	2	3	9.1		1	1	3.0	16.7		66	
AM TOTAL		2593	23	140	159	30	9.7	44	249	286	16.0	1	18	72	2.5	28.2	6	3621	
PM TOTAL		3235	18	106	117	6	6.3	51	143	184	9.7		9	36	1.1	17.1	9	3914	
DAY TOTAL		5828	41	246	276	36	7.9	95	392	470	12.7	1	27	108	1.8	22.5	15	7535	
																		2-AXLE EQUIVALENT	9658

STATE OF WASHINGTON - DEPARTMENT OF TRANSPORTATION
 TRIP SYSTEM
 HOURLY TRAFFIC CLASSIFICATION SUMMARY

SR 501 MP 001.71 OFF SYSTEM ID. LEG 1 DIRECTION OF TRAFFIC BOTH WAYS LANE ALL OF

COUNT IDENTIFIER HPMS COUNTER NUMBER 284651 DESCRIPTION: ON SR 501 E/O FOURTH PLAIN BLVD WYE CONN

07-12-18 THURSDAY		CARS PICKUPS	BUS	SINGLE MED	UNITS HVY	4+	SINGLE UNIT %	DOUBLE UNITS			DOUBLE UNIT %	TRAINS			TRAIN %	TRUCK %	CLASS UNKNOWN	TOTAL VEHICLES	
AM HOURS								4-	5	6+		5-	6	7+					
12 - 1		28		2			4.9	3	3	4	24.4			1	1	2.4	31.7		41
1 - 2		23		1			3.1		1	4	15.6		1	2	9.4	28.1		32	
2 - 3		19			2		6.3	1	2	6	28.1		2		6.3	40.6		32	
3 - 4		46		2	4		8.2	2	8	7	23.3		2	1	4.1	35.6	1	73	
4 - 5		60		3	4		7.6	2	11	6	20.7		5	1	6.5	34.8		92	
5 - 6		187	1	8	8		7.1	3	14	12	12.2		1	3	1.7	21.0	1	238	
6 - 7		424	2	18	18	2	7.4	4	30	36	13.0			5	.9	21.3	1	540	
7 - 8		547	2	19	21	2	6.4	8	36	44	12.8		1	5	.9	20.1	3	688	
8 - 9		426	3	12	20	2	6.4	2	58	40	17.4		1	7	1.4	25.3	3	574	
9 - 10		282	4	24	14	2	10.1	6	55	39	23.0			7	1.6	34.8	1	434	
10 - 11		289	5	25	20	3	11.3	5	69	41	24.6		1	4	1.1	37.0	5	467	
11 - 12		337	9	23	28	8	12.9	6	63	45	21.6		1	6	1.3	35.8	2	528	
PM HOURS																			
12 - 1		357	3	24	25	1	10.6	6	31	35	14.5			15	3.0	28.1	1	498	
1 - 2		352	5	24	29	4	11.7	11	67	30	20.4			6	1.1	33.3	1	529	
2 - 3		351	2	31	22	2	10.7	13	61	36	20.7	1	2	11	2.6	34.0		532	
3 - 4		407	1	11	10		4.1	11	62	22	17.9		1	6	1.3	23.3	1	532	
4 - 5		486	3	12	14		5.2	3	31	9	7.6		1	4	.9	13.7		563	
5 - 6		446	1	5	2		1.7	2	9	6	3.6			1	.2	5.5		472	
6 - 7		254	1	3	1		1.8	4	5	9	6.5	1		1	.7	9.0		279	
7 - 8		219			4		1.7	5	6	5	6.7					8.4		239	
8 - 9		212			1		.4	8	4	4	7.0		1		.4	7.8		230	
9 - 10		181		3			1.5	4	2	2	4.1		1		.5	6.2	1	194	
10 - 11		86						4	2	4	10.2		1		1.0	11.2	1	98	
11 - 12		74		1			1.1	2	2	8	13.2					14.3	4	91	
AM TOTAL		2668	26	137	139	19	8.6	42	350	284	18.1		15	42	1.5	28.2	17	3739	
PM TOTAL		3425	16	114	108	7	5.8	73	282	170	12.3	2	7	44	1.2	19.3	9	4257	
DAY TOTAL		6093	42	251	247	26	7.1	115	632	454	15.0	2	22	86	1.4	23.5	26	7996	
																		2-AXLE EQUIVALENT	10379

STATE OF WASHINGTON - DEPARTMENT OF TRANSPORTATION
TRIP SYSTEM
HOURLY TRAFFIC CLASSIFICATION SUMMARY

SR 501 MP 001.71 OFF SYSTEM ID. LEG 1 DIRECTION OF TRAFFIC BOTH WAYS LANE ALL OF
COUNT IDENTIFIER HPMS COUNTER NUMBER 284651 DESCRIPTION: ON SR 501 E/O FOURTH PLAIN BLVD WYE CONN

07-13-18		CARS		SINGLE UNITS				SINGLE			DOUBLE UNITS			DOUBLE			TRAINS			TRAIN		TRUCK	CLASS	TOTAL
FRIDAY		PICKUPS		BUS	MED	HVY	4+	UNIT	%	4-	5	6+	UNIT	%	5-	6	7+	%	%	%	UNKNOWN	VEHICLES		
12 - 1	48		1					1.8		1	2	4	12.3				1	1.8	15.8			57		
1 - 2	23		1					2.9		2	2	3	20.0				1	8.6	31.4	1		35		
2 - 3	23		1		1			5.7		2	3	3	22.9			2		5.7	34.3			35		
3 - 4	39		2		2			6.5		1	7	7	24.2			1	3	6.5	37.1			62		
4 - 5	69		1		7			8.1		1	10	9	20.2			1	1	2.0	30.3			99		
5 - 6	167		1		7	14		9.3		6	14	17	15.7	1	3	6		4.2	29.2			236		
6 - 7	396		2		14	11		5.4		6	25	34	12.9		1	13		2.8	21.0	2		504		
7 - 8	430		3		17	18	4	7.3		4	46	46	16.6	1		7		1.4	25.3	1		577		
8 - 9	315		1		19	15	2	7.9		2	63	45	23.5	2		4		1.3	32.6	1		469		
9 - 10																								
10 - 11																								
11 - 12																								
PM HOURS																								
12 - 1																								
1 - 2																								
2 - 3																								
3 - 4																								
4 - 5																								
5 - 6																								
6 - 7																								
7 - 8																								
8 - 9																								
9 - 10																								
10 - 11																								
11 - 12																								
AM TOTAL	1510	7	63	68	6	6.9	25	172	168	17.6	4	10	36	2.4	27.0	5						2074		
PM TOTAL																								
DAY TOTAL	1510	7	63	68	6	6.9	25	172	168	17.6	4	10	36	2.4	27.0	5						2074		
																							2849	

07-09-18 THRU 07-13-18

AVERAGE WEEKDAY CLASSIFICATION VOLUMES		CARS		SINGLE UNITS				SINGLE			DOUBLE UNITS			DOUBLE			TRAINS			TRAIN		TRUCK	CLASS	TOTAL
AVG WEEKDAY VOLUME		PICKUPS		BUS	MED	HVY	4+	UNIT	%	4-	5	6+	UNIT	%	5-	6	7+	%	%	%	UNKNOWN	VEHICLES		
	5807	38	256	264	36	7.8	105	459	482	13.8	2	27	101	1.7	23.3	20						7597		
																							9832	
TOTAL HOURS FOR COUNT	92																							
3 DAYS	FACTOR GROUP GR-02																							
AVG WEEKDAY VOL	7597 X SEASONAL ADJ. FACTOR 0.9300 = ESTIMATED AVG DAILY TRAFFIC																						7065	

PEAK HOUR PERCENTAGES: K = 9.75 D = 65.05 T = 18.49
PEAK HOUR LOCATION : VOLUME = 741 DATE: 07/10/18 TIME: 07:00 AM

NOTE: 5 HIGH BW