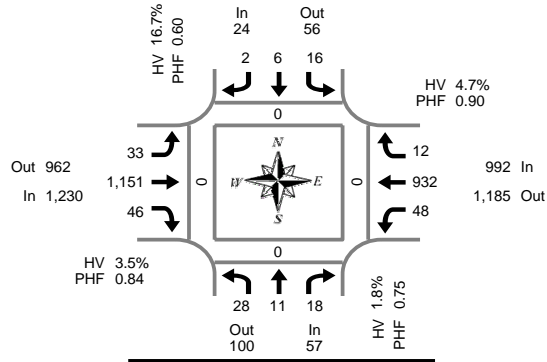


Total Vehicle Summary



Clay Carney
(503) 833-2740



SE 120th Ave & SE Mill Plain Blvd

11/8/2005

7:00 AM to 9:00 AM

5-Minute Interval Summary

7:00 AM to 9:00 AM

Interval Start Time	Northbound SE 120th Ave				Southbound SE 120th Ave				Eastbound SE Mill Plain Blvd				Westbound SE Mill Plain Blvd				Interval Total	Pedestrians Crosswalk				
	L	T	R	Bikes	L	T	R	Bikes	L	T	R	Bikes	L	T	R	Bikes		North	South	East	West	
07:00	1	0	0	0	1	2	0	0	0	67	4	1	4	86	0	0	165	0	0	0	0	
07:05	1	1	2	0	1	0	0	0	0	1	55	5	0	2	76	0	0	144	0	0	0	0
07:10	1	0	1	0	2	1	1	0	1	78	3	0	0	104	1	0	193	0	0	0	0	
07:15	0	0	1	0	0	0	0	0	1	63	5	0	8	110	1	0	189	0	0	0	0	
07:20	0	0	2	0	0	0	1	0	3	89	9	0	6	80	0	0	190	0	0	0	0	
07:25	2	0	1	0	0	0	0	0	0	88	6	0	5	87	3	0	192	0	0	0	0	
07:30	1	1	4	0	0	0	0	0	0	59	6	0	9	95	1	2	176	0	0	0	0	
07:35	3	1	0	0	1	1	0	0	0	83	4	0	3	81	1	0	178	0	0	0	0	
07:40	2	2	4	0	1	0	0	0	0	77	4	0	7	94	1	0	192	0	0	0	0	
07:45	1	1	2	0	1	0	0	0	0	87	2	0	3	84	3	0	184	0	0	0	0	
07:50	2	1	3	0	1	2	0	0	2	104	2	0	6	64	3	0	190	0	0	0	0	
07:55	1	0	1	0	0	0	0	0	4	103	3	0	2	101	5	0	220	0	0	0	0	
08:00	1	2	2	0	0	0	0	0	3	84	4	0	9	65	0	0	170	0	0	0	0	
08:05	3	1	0	0	2	2	0	0	2	110	5	1	12	89	0	0	226	0	0	0	0	
08:10	1	1	2	0	0	0	0	0	2	81	2	0	2	76	0	0	167	0	0	0	0	
08:15	0	2	2	0	0	0	0	0	3	78	7	0	2	82	0	0	176	0	0	0	0	
08:20	5	0	1	0	3	1	0	0	10	84	1	0	6	66	0	0	177	0	0	0	0	
08:25	3	3	0	0	1	0	2	0	4	78	4	0	1	61	3	0	160	0	0	0	0	
08:30	1	0	1	0	1	2	0	0	1	88	3	0	4	73	0	1	174	0	0	0	0	
08:35	4	0	1	0	1	0	0	0	1	101	2	0	1	78	5	1	194	0	0	0	0	
08:40	1	0	1	0	3	0	0	0	3	101	1	0	3	78	0	0	191	0	0	0	0	
08:45	3	1	2	0	2	0	0	0	1	98	5	0	0	86	2	0	200	0	0	0	0	
08:50	2	1	4	0	1	1	0	0	1	126	4	0	4	92	0	0	236	0	0	0	0	
08:55	4	0	2	0	2	0	0	0	2	122	8	0	4	86	2	0	232	0	0	0	0	
Total Survey	43	18	39	0	24	12	4	0	45	2,104	99	2	103	1,994	31	4	4,516	0	0	0	0	

15-Minute Interval Summary

7:00 AM to 9:00 AM

Interval Start Time	Northbound SE 120th Ave				Southbound SE 120th Ave				Eastbound SE Mill Plain Blvd				Westbound SE Mill Plain Blvd				Interval Total	Pedestrians Crosswalk			
	L	T	R	Bikes	L	T	R	Bikes	L	T	R	Bikes	L	T	R	Bikes		North	South	East	West
07:00	3	1	3	0	4	3	1	0	2	200	12	1	6	266	1	0	502	0	0	0	0
07:15	2	0	4	0	0	0	1	0	4	240	20	0	19	277	4	0	571	0	0	0	0
07:30	6	4	8	0	2	1	0	0	0	219	14	0	19	270	3	2	546	0	0	0	0
07:45	4	2	6	0	2	2	0	0	6	294	7	0	11	249	11	0	594	0	0	0	0
08:00	5	4	4	0	2	2	0	0	7	275	11	1	23	230	0	0	563	0	0	0	0
08:15	8	5	3	0	4	1	2	0	17	240	12	0	9	209	3	0	513	0	0	0	0
08:30	6	0	3	0	5	2	0	0	5	290	6	0	8	229	5	2	559	0	0	0	0
08:45	9	2	8	0	5	1	0	0	4	346	17	0	8	264	4	0	668	0	0	0	0
Total Survey	43	18	39	0	24	12	4	0	45	2,104	99	2	103	1,994	31	4	4,516	0	0	0	0

Peak Hour Summary

8:00 AM to 9:00 AM

By Approach	Northbound SE 120th Ave				Southbound SE 120th Ave				Eastbound SE Mill Plain Blvd				Westbound SE Mill Plain Blvd				Total	Pedestrians Crosswalk			
	In	Out	Total	Bikes	In	Out	Total	Bikes	In	Out	Total	Bikes	In	Out	Total	Bikes		North	South	East	West
Volume	57	100	157	0	24	56	80	0	1,230	962	2,192	1	992	1,185	2,177	2	2,303	0	0	0	0
%HV	1.8%				16.7%				3.5%				4.7%				4.1%				
PHF	0.75				0.60				0.84				0.90				0.86				

By Movement	Northbound SE 120th Ave				Southbound SE 120th Ave				Eastbound SE Mill Plain Blvd				Westbound SE Mill Plain Blvd				Total
	L	T	R	Total	L	T	R	Total	L	T	R	Total	L	T	R	Total	
Volume	28	11	18	57	16	6	2	24	33	1,151	46	1,230	48	932	12	992	2,303
%HV	0.0%	9.1%	0.0%	1.8%	12.5%	0.0%	###	16.7%	3.0%	3.6%	0.0%	3.5%	2.1%	4.7%	16.7%	4.7%	4.1%
PHF	0.78	0.55	0.56	0.75	0.67	0.50	0.25	0.60	0.49	0.83	0.68	0.84	0.52	0.88	0.38	0.90	0.86

Rolling Hour Summary

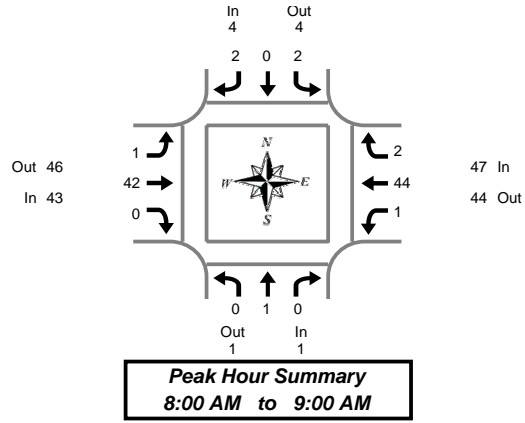
7:00 AM to 9:00 AM

Interval Start Time	Northbound SE 120th Ave				Southbound SE 120th Ave				Eastbound SE Mill Plain Blvd				Westbound SE Mill Plain Blvd				Interval Total	Pedestrians Crosswalk			
	L	T	R	Bikes	L	T	R	Bikes	L	T	R	Bikes	L	T	R	Bikes		North	South	East	West
07:00	15	7	21	0	8	6	2	0	12	953	53	1	55	1,062	19	2	2,213	0	0	0	0
07:15	17	10	22	0	6	5	1	0	17	1,028	52	1	72	1,026	18	2	2,274	0	0	0	0
07:30	23	15	21	0	10	6	2	0	30	1,028	44	1	62	958	17	2	2,216	0	0	0	0
07:45	23	11	16	0	13	7	2	0	35	1,099	36	1	51	917	19	2	2,229	0	0	0	0

Heavy Vehicle Summary



Clay Carney
(503) 833-2740



SE 120th Ave & SE Mill Plain Blvd

11/8/2005

7:00 AM to 9:00 AM

Heavy Vehicle 5-Minute Interval Summary

7:00 AM to 9:00 AM

Interval Start Time	Northbound SE 120th Ave				Southbound SE 120th Ave				Eastbound SE Mill Plain Blvd				Westbound SE Mill Plain Blvd				Interval Total
	L	T	R	Total	L	T	R	Total	L	T	R	Total	L	T	R	Total	
07:00	0	0	0	0	0	0	0	0	0	6	1	7	0	1	0	1	8
07:05	0	0	0	0	0	0	0	0	0	1	4	1	6	0	0	0	6
07:10	0	0	0	0	0	0	0	0	0	3	0	3	0	2	0	2	5
07:15	0	0	0	0	0	0	0	0	0	3	0	3	0	2	0	2	5
07:20	0	0	0	0	0	0	0	0	0	7	0	7	0	2	0	2	9
07:25	0	0	0	0	0	0	0	0	0	3	0	3	0	1	0	1	4
07:30	0	0	0	0	0	0	0	0	0	6	1	7	0	3	0	3	10
07:35	0	0	0	0	0	0	0	0	0	3	0	3	0	2	0	2	5
07:40	0	0	0	0	0	0	0	0	0	5	0	5	0	2	0	2	7
07:45	0	0	0	0	0	0	0	0	0	2	0	2	0	4	0	4	6
07:50	0	0	0	0	0	0	0	0	0	5	0	5	0	4	0	4	9
07:55	0	0	0	0	0	0	0	0	1	2	0	3	0	1	0	1	4
08:00	0	0	0	0	0	0	0	0	0	3	0	3	0	4	0	4	7
08:05	0	0	0	0	0	0	0	0	0	4	0	4	0	1	0	1	5
08:10	0	0	0	0	0	0	0	0	0	2	0	2	0	5	0	5	7
08:15	0	1	0	1	0	0	0	0	0	2	0	2	0	4	0	4	7
08:20	0	0	0	0	0	0	0	0	1	3	0	4	0	3	0	3	7
08:25	0	0	0	0	0	0	2	2	0	1	0	1	0	5	1	6	9
08:30	0	0	0	0	0	0	0	0	0	9	0	9	0	3	0	3	12
08:35	0	0	0	0	0	0	0	0	0	1	0	1	0	3	1	4	5
08:40	0	0	0	0	2	0	0	2	0	5	0	5	0	2	0	2	9
08:45	0	0	0	0	0	0	0	0	0	4	0	4	0	5	0	5	9
08:50	0	0	0	0	0	0	0	0	0	3	0	3	1	2	0	3	6
08:55	0	0	0	0	0	0	0	0	0	5	0	5	0	7	0	7	12
Total Survey	0	1	0	1	2	0	2	4	3	91	3	97	1	68	2	71	173

Heavy Vehicle 15-Minute Interval Summary

7:00 AM to 9:00 AM

Interval Start Time	Northbound SE 120th Ave				Southbound SE 120th Ave				Eastbound SE Mill Plain Blvd				Westbound SE Mill Plain Blvd				Interval Total
	L	T	R	Total	L	T	R	Total	L	T	R	Total	L	T	R	Total	
07:00	0	0	0	0	0	0	0	0	1	13	2	16	0	3	0	3	19
07:15	0	0	0	0	0	0	0	0	0	13	0	13	0	5	0	5	18
07:30	0	0	0	0	0	0	0	0	0	14	1	15	0	7	0	7	22
07:45	0	0	0	0	0	0	0	0	1	9	0	10	0	9	0	9	19
08:00	0	0	0	0	0	0	0	0	0	9	0	9	0	10	0	10	19
08:15	0	1	0	1	0	0	2	2	1	6	0	7	0	12	1	13	23
08:30	0	0	0	0	2	0	2	2	0	15	0	15	0	8	1	9	26
08:45	0	0	0	0	0	0	0	0	0	12	0	12	1	14	0	15	27
Total Survey	0	1	0	1	2	0	2	4	3	91	3	97	1	68	2	71	173

Heavy Vehicle Peak Hour Summary

8:00 AM to 9:00 AM

By Approach	Northbound SE 120th Ave			Southbound SE 120th Ave			Eastbound SE Mill Plain Blvd			Westbound SE Mill Plain Blvd			Total
	In	Out	Total	In	Out	Total	In	Out	Total	In	Out	Total	
Volume	1	1	2	4	4	8	43	46	89	47	44	91	95
PHF	0.25			0.50			0.72			0.78			0.85

By Movement	Northbound SE 120th Ave				Southbound SE 120th Ave				Eastbound SE Mill Plain Blvd				Westbound SE Mill Plain Blvd				Total
	L	T	R	Total	L	T	R	Total	L	T	R	Total	L	T	R	Total	
Volume	0	1	0	1	2	0	2	4	1	42	0	43	1	44	2	47	95
PHF	0.00	0.25	0.00	0.25	0.25	0.00	0.25	0.50	0.25	0.70	0.00	0.72	0.25	0.79	0.25	0.78	0.85

Heavy Vehicle Rolling Hour Summary

7:00 AM to 9:00 AM

Interval Start Time	Northbound SE 120th Ave				Southbound SE 120th Ave				Eastbound SE Mill Plain Blvd				Westbound SE Mill Plain Blvd				Interval Total
	L	T	R	Total	L	T	R	Total	L	T	R	Total	L	T	R	Total	
07:00	0	0	0	0	0	0	0	0	2	49	3	54	0	24	0	24	78
07:15	0	0	0	0	0	0	0	0	1	45	1	47	0	31	0	31	78
07:30	0	1	0	1	0	0	2	2	2	38	1	41	0	38	1	39	83
07:45	0	1	0	1	2	0	2	4	2	39	0	41	0	39	2	41	87

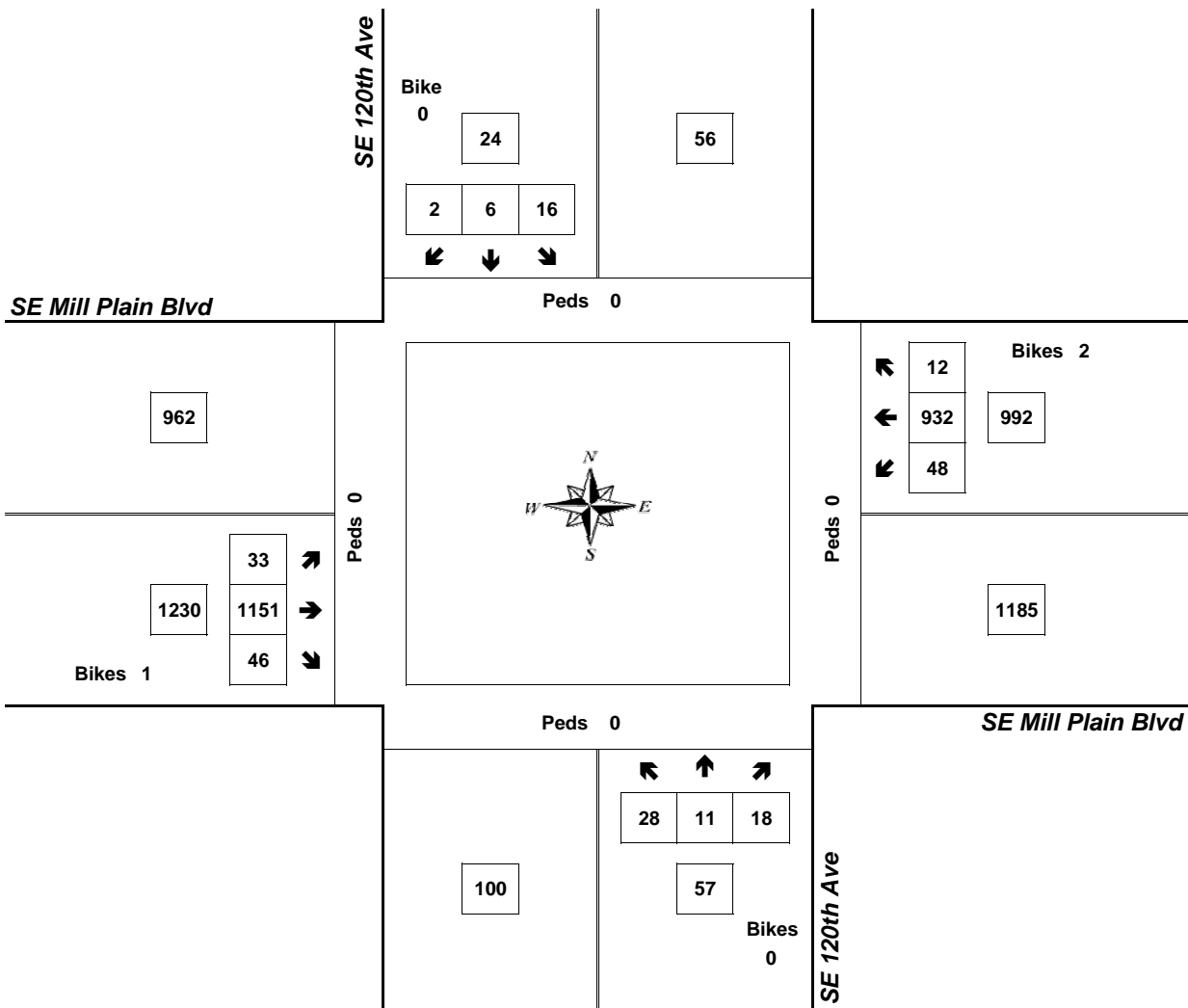
Peak Hour Summary



Clay Carney
(503) 833-2740

SE 120th Ave & SE Mill Plain Blvd

8:00 AM to 9:00 AM
11/8/2005



Approach	PHF	HV%	Volume
EB	0.84	3.5%	1,230
WB	0.90	4.7%	992
NB	0.75	1.8%	57
SB	0.60	16.7%	24
Intersection	0.86	4.1%	2,303

Count Period: 7:00 AM to 9:00 AM