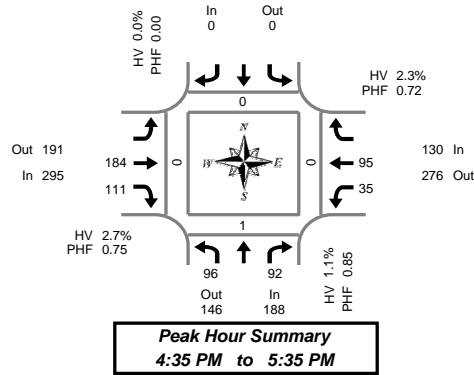


Total Vehicle Summary



Clay Carney
(503) 833-2740



NE 137th Ave & NE 99th St

Thursday, May 08, 2008
4:00 PM to 6:30 PM

Peak Hour Summary
4:35 PM to 5:35 PM

5-Minute Interval Summary

4:00 PM to 6:30 PM

| Interval Start Time | Northbound NE 137th Ave | | | Southbound NE 137th Ave | | | Eastbound NE 99th St | | | Westbound NE 99th St | | | Interval Total | Pedestrians Crosswalk | | | |
|---------------------|-------------------------|-----|-------|-------------------------|--|-------|----------------------|-----|-------|----------------------|-----|-------|----------------|-----------------------|-------|------|------|
| | L | R | Bikes | | | Bikes | T | R | Bikes | L | T | Bikes | | North | South | East | West |
| 4:00 PM | 10 | 8 | 0 | | | 0 | 10 | 9 | 0 | 2 | 11 | 0 | 50 | 0 | 0 | 0 | 0 |
| 4:05 PM | 5 | 9 | 0 | | | 0 | 16 | 6 | 0 | 3 | 8 | 0 | 47 | 0 | 0 | 0 | 0 |
| 4:10 PM | 8 | 6 | 0 | | | 0 | 11 | 3 | 0 | 3 | 4 | 0 | 35 | 0 | 0 | 0 | 0 |
| 4:15 PM | 9 | 6 | 0 | | | 0 | 9 | 9 | 0 | 1 | 10 | 0 | 44 | 0 | 0 | 0 | 0 |
| 4:20 PM | 12 | 2 | 0 | | | 0 | 14 | 6 | 0 | 7 | 5 | 0 | 46 | 0 | 0 | 0 | 0 |
| 4:25 PM | 9 | 14 | 0 | | | 0 | 6 | 5 | 0 | 4 | 9 | 0 | 47 | 0 | 0 | 0 | 0 |
| 4:30 PM | 8 | 4 | 0 | | | 0 | 9 | 7 | 0 | 3 | 4 | 0 | 35 | 0 | 0 | 0 | 0 |
| 4:35 PM | 6 | 3 | 0 | | | 0 | 18 | 10 | 0 | 3 | 7 | 0 | 47 | 0 | 0 | 0 | 0 |
| 4:40 PM | 3 | 9 | 0 | | | 0 | 20 | 10 | 0 | 1 | 10 | 0 | 53 | 0 | 0 | 0 | 0 |
| 4:45 PM | 7 | 10 | 0 | | | 0 | 13 | 18 | 0 | 5 | 13 | 0 | 66 | 0 | 0 | 0 | 0 |
| 4:50 PM | 8 | 9 | 0 | | | 0 | 12 | 9 | 0 | 3 | 7 | 0 | 48 | 0 | 0 | 0 | 0 |
| 4:55 PM | 14 | 7 | 0 | | | 0 | 11 | 3 | 0 | 3 | 14 | 0 | 52 | 0 | 0 | 0 | 0 |
| 5:00 PM | 7 | 8 | 0 | | | 0 | 7 | 4 | 0 | 2 | 11 | 0 | 39 | 0 | 0 | 0 | 0 |
| 5:05 PM | 5 | 7 | 0 | | | 0 | 11 | 12 | 0 | 1 | 8 | 0 | 44 | 0 | 0 | 0 | 0 |
| 5:10 PM | 11 | 7 | 0 | | | 0 | 29 | 14 | 0 | 6 | 6 | 0 | 73 | 0 | 0 | 0 | 0 |
| 5:15 PM | 14 | 9 | 0 | | | 0 | 13 | 10 | 0 | 3 | 5 | 0 | 54 | 0 | 0 | 0 | 0 |
| 5:20 PM | 9 | 5 | 0 | | | 0 | 23 | 9 | 0 | 1 | 3 | 0 | 50 | 0 | 0 | 0 | 0 |
| 5:25 PM | 8 | 10 | 0 | | | 0 | 17 | 6 | 0 | 2 | 3 | 0 | 46 | 0 | 0 | 0 | 0 |
| 5:30 PM | 4 | 8 | 0 | | | 0 | 10 | 6 | 0 | 5 | 8 | 0 | 41 | 0 | 1 | 0 | 0 |
| 5:35 PM | 6 | 5 | 0 | | | 0 | 16 | 8 | 0 | 0 | 9 | 0 | 44 | 0 | 0 | 0 | 0 |
| 5:40 PM | 8 | 7 | 0 | | | 0 | 16 | 7 | 0 | 4 | 10 | 0 | 52 | 0 | 0 | 0 | 0 |
| 5:45 PM | 3 | 2 | 0 | | | 0 | 8 | 6 | 0 | 6 | 8 | 0 | 33 | 0 | 0 | 0 | 0 |
| 5:50 PM | 6 | 9 | 0 | | | 0 | 17 | 8 | 0 | 4 | 7 | 0 | 51 | 0 | 0 | 0 | 0 |
| 5:55 PM | 8 | 8 | 0 | | | 0 | 11 | 4 | 0 | 4 | 4 | 0 | 39 | 0 | 0 | 0 | 0 |
| 6:00 PM | 7 | 7 | 0 | | | 0 | 11 | 10 | 0 | 1 | 5 | 0 | 41 | 0 | 0 | 0 | 0 |
| 6:05 PM | 8 | 6 | 0 | | | 0 | 9 | 4 | 0 | 2 | 5 | 0 | 34 | 0 | 1 | 0 | 0 |
| 6:10 PM | 4 | 8 | 0 | | | 0 | 12 | 5 | 0 | 3 | 4 | 0 | 36 | 0 | 0 | 0 | 0 |
| 6:15 PM | 10 | 5 | 0 | | | 0 | 5 | 7 | 0 | 6 | 8 | 0 | 41 | 0 | 0 | 0 | 0 |
| 6:20 PM | 4 | 7 | 0 | | | 0 | 11 | 5 | 0 | 4 | 7 | 0 | 38 | 0 | 0 | 0 | 0 |
| 6:25 PM | 2 | 4 | 0 | | | 0 | 8 | 1 | 0 | 3 | 7 | 0 | 25 | 0 | 0 | 0 | 0 |
| Total Survey | 223 | 209 | 0 | | | 0 | 383 | 221 | 0 | 95 | 220 | 0 | 1,351 | 0 | 2 | 0 | 0 |

15-Minute Interval Summary

4:00 PM to 6:30 PM

| Interval Start Time | Northbound NE 137th Ave | | | Southbound NE 137th Ave | | | Eastbound NE 99th St | | | Westbound NE 99th St | | | Interval Total | Pedestrians Crosswalk | | | |
|---------------------|-------------------------|-----|-------|-------------------------|--|-------|----------------------|-----|-------|----------------------|-----|-------|----------------|-----------------------|-------|------|------|
| | L | R | Bikes | | | Bikes | T | R | Bikes | L | T | Bikes | | North | South | East | West |
| 4:00 PM | 23 | 23 | 0 | | | 0 | 37 | 18 | 0 | 8 | 23 | 0 | 132 | 0 | 0 | 0 | 0 |
| 4:15 PM | 30 | 22 | 0 | | | 0 | 29 | 20 | 0 | 12 | 24 | 0 | 137 | 0 | 0 | 0 | 0 |
| 4:30 PM | 17 | 16 | 0 | | | 0 | 47 | 27 | 0 | 7 | 21 | 0 | 135 | 0 | 0 | 0 | 0 |
| 4:45 PM | 29 | 26 | 0 | | | 0 | 36 | 30 | 0 | 11 | 34 | 0 | 166 | 0 | 0 | 0 | 0 |
| 5:00 PM | 23 | 22 | 0 | | | 0 | 47 | 30 | 0 | 9 | 25 | 0 | 156 | 0 | 0 | 0 | 0 |
| 5:15 PM | 31 | 24 | 0 | | | 0 | 53 | 25 | 0 | 6 | 11 | 0 | 150 | 0 | 0 | 0 | 0 |
| 5:30 PM | 18 | 20 | 0 | | | 0 | 42 | 21 | 0 | 9 | 27 | 0 | 137 | 0 | 1 | 0 | 0 |
| 5:45 PM | 17 | 19 | 0 | | | 0 | 36 | 18 | 0 | 14 | 19 | 0 | 123 | 0 | 0 | 0 | 0 |
| 6:00 PM | 19 | 21 | 0 | | | 0 | 32 | 19 | 0 | 6 | 14 | 0 | 111 | 0 | 1 | 0 | 0 |
| 6:15 PM | 16 | 16 | 0 | | | 0 | 24 | 13 | 0 | 13 | 22 | 0 | 104 | 0 | 0 | 0 | 0 |
| Total Survey | 223 | 209 | 0 | | | 0 | 383 | 221 | 0 | 95 | 220 | 0 | 1,351 | 0 | 2 | 0 | 0 |

Peak Hour Summary

4:35 PM to 5:35 PM

| By Approach | Northbound NE 137th Ave | | | | Southbound NE 137th Ave | | | | Eastbound NE 99th St | | | | Westbound NE 99th St | | | | Total | Pedestrians Crosswalk | | | |
|-------------|-------------------------|-----|-------|-------|-------------------------|-----|-------|-------|----------------------|-----|-------|-------|----------------------|-----|-------|-------|-------|-----------------------|-------|------|------|
| | In | Out | Total | Bikes | In | Out | Total | Bikes | In | Out | Total | Bikes | In | Out | Total | Bikes | | North | South | East | West |
| Volume | 188 | 146 | 334 | 0 | 0 | 0 | 0 | 295 | 191 | 486 | 0 | 130 | 276 | 406 | 0 | 613 | 0 | 1 | 0 | 0 | |
| %HV | 1.1% | | | | 0.0% | | | | 2.7% | | | | 2.3% | | | | 2.1% | | | | |
| PHF | 0.85 | | | | 0.00 | | | | 0.75 | | | | 0.72 | | | | 0.87 | | | | |

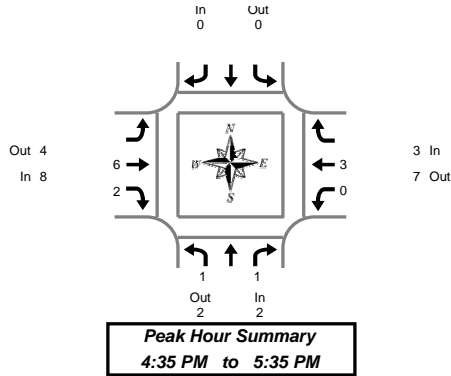
| By Movement | Northbound NE 137th Ave | | | Southbound NE 137th Ave | | | Eastbound NE 99th St | | | Westbound NE 99th St | | | Total |
|-------------|-------------------------|----|-------|-------------------------|----|-------|----------------------|------|-------|----------------------|------|-------|-------|
| | L | R | Total | | | Total | T | R | Total | L | T | Total | |
| Volume | 96 | 92 | 188 | | | 0 | 184 | 111 | 295 | 35 | 95 | 130 | 613 |
| %HV | 1.0% | NA | 1.1% | 1.1% | NA | NA | NA | 3.3% | 1.8% | 2.7% | 0.0% | 3.2% | 2.3% |
| PHF | 0.71 | | 0.82 | 0.85 | | 0.00 | 0.71 | 0.73 | 0.75 | 0.80 | 0.70 | 0.72 | 0.87 |

Rolling Hour Summary

4:00 PM to 6:30 PM

| Interval Start Time | Northbound NE 137th Ave | | | Southbound NE 137th Ave | | | Eastbound NE 99th St | | | Westbound NE 99th St | | | Interval Total | Pedestrians Crosswalk | | | |
|---------------------|-------------------------|----|-------|-------------------------|--|-------|----------------------|-----|-------|----------------------|-----|-------|----------------|-----------------------|-------|------|------|
| | L | R | Bikes | | | Bikes | T | R | Bikes | L | T | Bikes | | North | South | East | West |
| 4:00 PM | 99 | 87 | 0 | | | 0 | 149 | 95 | 0 | 38 | 102 | 0 | 570 | 0 | 0 | 0 | 0 |
| 4:15 PM | 99 | 86 | 0 | | | 0 | 159 | 107 | 0 | 39 | 104 | 0 | 594 | 0 | 0 | 0 | 0 |
| 4:30 PM | 100 | 88 | 0 | | | 0 | 183 | 112 | 0 | 33 | 91 | 0 | 607 | 0 | 0 | 0 | 0 |
| 4:45 PM | 101 | 92 | 0 | | | 0 | 178 | 106 | 0 | 35 | 97 | 0 | 609 | 0 | 1 | 0 | 0 |
| 5:00 PM | 89 | 85 | 0 | | | 0 | 178 | 94 | 0 | 38 | 82 | 0 | 566 | 0 | 1 | 0 | 0 |
| 5:15 PM | 85 | 84 | 0 | | | 0 | 163 | 83 | 0 | 35 | 71 | 0 | 521 | 0 | 2 | 0 | 0 |
| 5:30 PM | 70 | 76 | 0 | | | 0 | 134 | 71 | 0 | 42 | 82 | 0 | 475 | 0 | 2 | 0 | 0 |

Heavy Vehicle Summary



NE 137th Ave & NE 99th St

Thursday, May 08, 2008
4:00 PM to 6:30 PM

Heavy Vehicle 5-Minute Interval Summary 4:00 PM to 6:30 PM

| Interval Start Time | Northbound NE 137th Ave | | | Southbound NE 137th Ave | | | Eastbound NE 99th St | | | Westbound NE 99th St | | | Interval Total |
|---------------------|-------------------------|---|-------|-------------------------|--|-------|----------------------|---|-------|----------------------|---|-------|----------------|
| | L | R | Total | | | Total | T | R | Total | L | T | Total | |
| 4:00 PM | 0 | 0 | 0 | | | 0 | 1 | 0 | 1 | 0 | 2 | 2 | 3 |
| 4:05 PM | 0 | 0 | 0 | | | 0 | 0 | 0 | 0 | 0 | 0 | 0 | 0 |
| 4:10 PM | 0 | 1 | 1 | | | 0 | 0 | 0 | 0 | 0 | 0 | 0 | 1 |
| 4:15 PM | 0 | 0 | 0 | | | 0 | 0 | 0 | 0 | 0 | 0 | 0 | 0 |
| 4:20 PM | 0 | 0 | 0 | | | 0 | 1 | 0 | 1 | 1 | 1 | 2 | 3 |
| 4:25 PM | 0 | 1 | 1 | | | 0 | 1 | 1 | 2 | 1 | 1 | 2 | 5 |
| 4:30 PM | 1 | 0 | 1 | | | 0 | 2 | 0 | 2 | 0 | 0 | 0 | 3 |
| 4:35 PM | 0 | 0 | 0 | | | 0 | 2 | 0 | 2 | 0 | 0 | 0 | 2 |
| 4:40 PM | 0 | 0 | 0 | | | 0 | 1 | 0 | 1 | 0 | 0 | 0 | 1 |
| 4:45 PM | 0 | 0 | 0 | | | 0 | 0 | 0 | 0 | 0 | 0 | 0 | 0 |
| 4:50 PM | 0 | 0 | 0 | | | 0 | 0 | 0 | 0 | 0 | 1 | 1 | 1 |
| 4:55 PM | 0 | 0 | 0 | | | 0 | 2 | 0 | 2 | 0 | 1 | 1 | 3 |
| 5:00 PM | 0 | 0 | 0 | | | 0 | 0 | 0 | 0 | 0 | 1 | 1 | 1 |
| 5:05 PM | 0 | 0 | 0 | | | 0 | 0 | 0 | 0 | 0 | 0 | 0 | 0 |
| 5:10 PM | 1 | 1 | 2 | | | 0 | 0 | 0 | 0 | 0 | 0 | 0 | 2 |
| 5:15 PM | 0 | 0 | 0 | | | 0 | 0 | 0 | 0 | 0 | 0 | 0 | 0 |
| 5:20 PM | 0 | 0 | 0 | | | 0 | 0 | 1 | 1 | 0 | 0 | 0 | 1 |
| 5:25 PM | 0 | 0 | 0 | | | 0 | 0 | 0 | 0 | 0 | 0 | 0 | 0 |
| 5:30 PM | 0 | 0 | 0 | | | 0 | 1 | 1 | 2 | 0 | 0 | 0 | 2 |
| 5:35 PM | 0 | 0 | 0 | | | 0 | 0 | 0 | 0 | 0 | 0 | 0 | 0 |
| 5:40 PM | 1 | 0 | 1 | | | 0 | 0 | 0 | 0 | 0 | 0 | 0 | 1 |
| 5:45 PM | 0 | 0 | 0 | | | 0 | 0 | 0 | 0 | 0 | 1 | 1 | 1 |
| 5:50 PM | 0 | 0 | 0 | | | 0 | 0 | 0 | 0 | 0 | 0 | 0 | 0 |
| 5:55 PM | 0 | 1 | 1 | | | 0 | 0 | 0 | 0 | 0 | 0 | 0 | 1 |
| 6:00 PM | 0 | 0 | 0 | | | 0 | 0 | 0 | 0 | 0 | 0 | 0 | 0 |
| 6:05 PM | 1 | 0 | 1 | | | 0 | 0 | 1 | 1 | 0 | 0 | 0 | 2 |
| 6:10 PM | 0 | 0 | 0 | | | 0 | 1 | 0 | 1 | 0 | 0 | 0 | 1 |
| 6:15 PM | 1 | 0 | 1 | | | 0 | 0 | 0 | 0 | 0 | 0 | 0 | 1 |
| 6:20 PM | 0 | 0 | 0 | | | 0 | 0 | 0 | 0 | 0 | 0 | 0 | 0 |
| 6:25 PM | 0 | 0 | 0 | | | 0 | 1 | 0 | 1 | 0 | 1 | 1 | 2 |
| Total Survey | 5 | 4 | 9 | | | 0 | 13 | 4 | 17 | 2 | 9 | 11 | 37 |

Heavy Vehicle 15-Minute Interval Summary 4:00 PM to 6:30 PM

| Interval Start Time | Northbound NE 137th Ave | | | Southbound NE 137th Ave | | | Eastbound NE 99th St | | | Westbound NE 99th St | | | Interval Total |
|---------------------|-------------------------|---|-------|-------------------------|--|-------|----------------------|---|-------|----------------------|---|-------|----------------|
| | L | R | Total | | | Total | T | R | Total | L | T | Total | |
| 4:00 PM | 0 | 1 | 1 | | | 0 | 1 | 0 | 1 | 0 | 2 | 2 | 4 |
| 4:15 PM | 0 | 1 | 1 | | | 0 | 2 | 1 | 3 | 2 | 2 | 4 | 8 |
| 4:30 PM | 1 | 0 | 1 | | | 0 | 5 | 0 | 5 | 0 | 0 | 0 | 6 |
| 4:45 PM | 0 | 0 | 0 | | | 0 | 2 | 0 | 2 | 0 | 2 | 2 | 4 |
| 5:00 PM | 1 | 1 | 2 | | | 0 | 0 | 0 | 0 | 0 | 1 | 1 | 3 |
| 5:15 PM | 0 | 0 | 0 | | | 0 | 0 | 1 | 1 | 0 | 0 | 0 | 1 |
| 5:30 PM | 1 | 0 | 1 | | | 0 | 1 | 1 | 2 | 0 | 0 | 0 | 3 |
| 5:45 PM | 0 | 1 | 1 | | | 0 | 0 | 0 | 0 | 0 | 1 | 1 | 2 |
| 6:00 PM | 1 | 0 | 1 | | | 0 | 1 | 1 | 2 | 0 | 0 | 0 | 3 |
| 6:15 PM | 1 | 0 | 1 | | | 0 | 1 | 0 | 1 | 0 | 1 | 1 | 3 |
| Total Survey | 5 | 4 | 9 | | | 0 | 13 | 4 | 17 | 2 | 9 | 11 | 37 |

Heavy Vehicle Peak Hour Summary 4:35 PM to 5:35 PM

| By Approach | Northbound NE 137th Ave | | | Southbound NE 137th Ave | | | Eastbound NE 99th St | | | Westbound NE 99th St | | | Total |
|-------------|-------------------------|-----|-------|-------------------------|-----|-------|----------------------|-----|-------|----------------------|-----|-------|-------|
| | In | Out | Total | In | Out | Total | In | Out | Total | In | Out | Total | |
| Volume | 2 | 2 | 4 | 0 | 0 | 0 | 8 | 4 | 12 | 3 | 7 | 10 | 13 |
| PHF | 0.25 | | | 0.00 | | | 0.67 | | | 0.25 | | | 0.65 |

| By Movement | Northbound NE 137th Ave | | | Southbound NE 137th Ave | | | Eastbound NE 99th St | | | Westbound NE 99th St | | | Total |
|-------------|-------------------------|------|-------|-------------------------|--|-------|----------------------|------|-------|----------------------|------|-------|-------|
| | L | R | Total | | | Total | T | R | Total | L | T | Total | |
| Volume | 1 | 1 | 2 | | | 0 | 6 | 2 | 8 | 0 | 3 | 3 | 13 |
| PHF | 0.25 | 0.25 | 0.25 | | | 0.00 | 0.50 | 0.25 | 0.67 | 0.00 | 0.25 | 0.25 | 0.65 |

Heavy Vehicle Rolling Hour Summary 4:00 PM to 6:30 PM

| Interval Start Time | Northbound NE 137th Ave | | | Southbound NE 137th Ave | | | Eastbound NE 99th St | | | Westbound NE 99th St | | | Interval Total |
|---------------------|-------------------------|---|-------|-------------------------|--|-------|----------------------|---|-------|----------------------|---|-------|----------------|
| | L | R | Total | | | Total | T | R | Total | L | T | Total | |
| 4:00 PM | 1 | 2 | 3 | | | 0 | 10 | 1 | 11 | 2 | 6 | 8 | 22 |
| 4:15 PM | 2 | 2 | 4 | | | 0 | 9 | 1 | 10 | 2 | 5 | 7 | 21 |
| 4:30 PM | 2 | 1 | 3 | | | 0 | 7 | 1 | 8 | 0 | 3 | 3 | 14 |
| 4:45 PM | 2 | 1 | 3 | | | 0 | 3 | 2 | 5 | 0 | 3 | 3 | 11 |
| 5:00 PM | 2 | 2 | 4 | | | 0 | 1 | 2 | 3 | 0 | 2 | 2 | 9 |
| 5:15 PM | 2 | 1 | 3 | | | 0 | 2 | 3 | 5 | 0 | 1 | 1 | 9 |
| 5:30 PM | 3 | 1 | 4 | | | 0 | 3 | 2 | 5 | 0 | 2 | 2 | 11 |

Peak Hour Summary



Clay Carney
(503) 833-2740

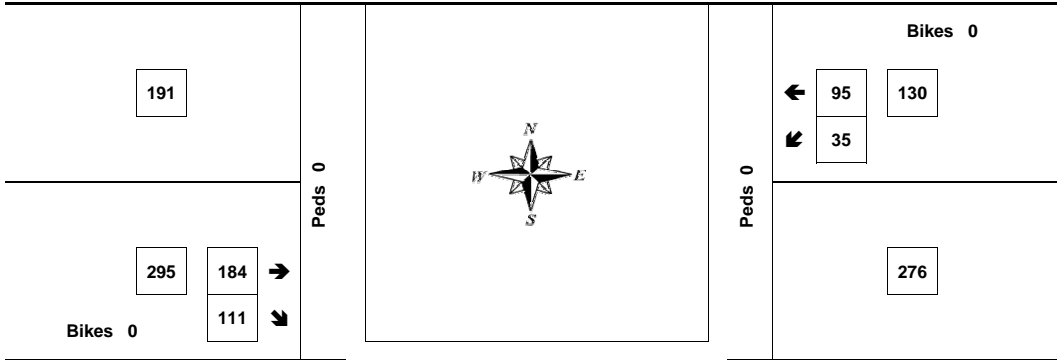
NE 137th Ave & NE 99th St

4:35 PM to 5:35 PM
Thursday, May 08, 2008

Bikes
0

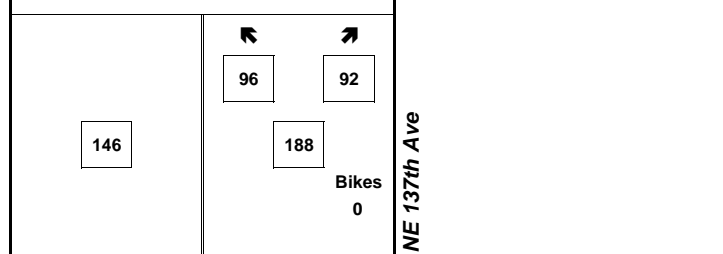
NE 99th St

Peds 0



Peds 1

NE 99th St



| Approach | PHF | HV% | Volume |
|---------------------|-------------|-------------|------------|
| EB | 0.75 | 2.7% | 295 |
| WB | 0.72 | 2.3% | 130 |
| NB | 0.85 | 1.1% | 188 |
| SB | 0.00 | 0.0% | 0 |
| Intersection | 0.87 | 2.1% | 613 |

Count Period: 4:00 PM to 6:30 PM