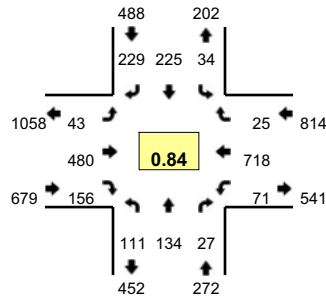
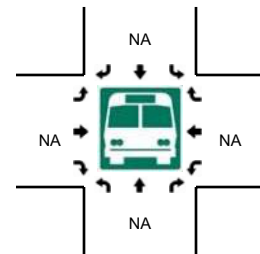
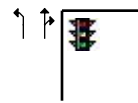
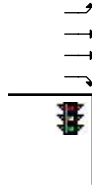
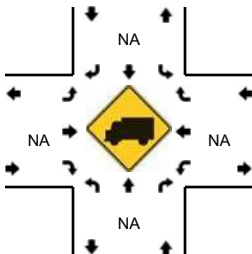
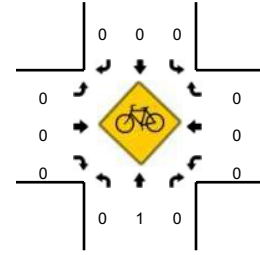
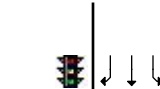
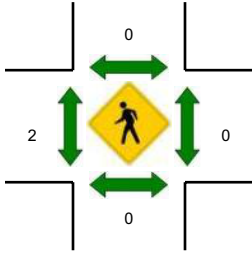
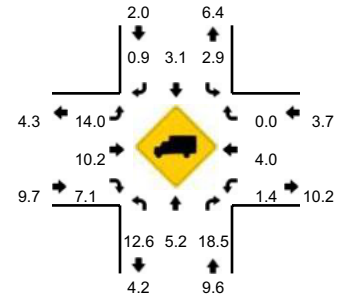


**LOCATION:** NE 137th Ave -- NE Padden Pkwy  
**CITY/STATE:** Vancouver, WA

**QC JOB #:** 14655125  
**DATE:** Wed, Mar 21 2018



**Peak-Hour: 7:10 AM -- 8:10 AM**  
**Peak 15-Min: 7:35 AM -- 7:50 AM**



5-Min Count Period Beginning At	NE 137th Ave (Northbound)				NE 137th Ave (Southbound)				NE Padden Pkwy (Eastbound)				NE Padden Pkwy (Westbound)				Total	Hourly Totals
	Left	Thru	Right	U	Left	Thru	Right	U	Left	Thru	Right	U	Left	Thru	Right	U		
7:00 AM	4	8	1	0	1	18	14	0	0	23	8	0	4	45	2	0	128	
7:05 AM	8	2	0	0	1	11	15	0	1	26	6	0	6	52	3	0	131	
7:10 AM	6	9	0	0	4	16	22	0	5	35	8	0	9	57	1	0	172	
7:15 AM	9	10	1	0	3	26	20	0	4	31	9	0	5	57	1	0	176	
7:20 AM	9	11	0	0	4	19	16	0	3	36	12	0	7	63	1	0	181	
7:25 AM	12	8	2	0	3	16	15	0	2	47	7	0	6	61	3	0	182	
7:30 AM	5	12	4	0	4	14	15	0	7	40	16	0	2	62	1	0	182	
7:35 AM	10	13	3	0	4	21	19	0	3	55	21	0	5	82	5	0	241	
7:40 AM	13	16	3	0	6	25	25	0	3	48	11	0	6	60	4	0	220	
7:45 AM	14	8	1	0	2	11	17	0	6	58	22	0	6	59	3	0	207	
7:50 AM	10	17	3	0	2	17	22	0	4	34	10	0	4	68	3	0	194	
7:55 AM	11	9	3	0	1	21	15	0	2	26	14	0	6	45	1	0	154	2168
8:00 AM	9	5	4	0	0	16	24	0	2	44	16	0	6	56	1	0	183	2223
8:05 AM	3	16	3	0	1	23	19	0	2	26	10	0	9	48	1	0	161	2253
8:10 AM	6	6	4	0	5	16	12	0	3	28	16	0	2	50	4	0	152	2233
8:15 AM	6	10	1	0	4	16	12	0	5	40	13	0	9	57	4	0	177	2234
8:20 AM	3	12	1	0	2	15	11	0	5	28	11	0	5	54	2	0	149	2202
8:25 AM	5	13	3	0	3	20	10	0	3	29	12	0	8	30	4	0	140	2160
8:30 AM	10	16	2	0	0	15	19	0	1	39	10	0	4	48	3	0	167	2145
8:35 AM	7	15	3	0	3	16	28	0	5	40	14	0	5	49	1	0	186	2090
8:40 AM	17	16	4	0	2	16	17	0	7	23	3	0	3	50	1	0	159	2029
8:45 AM	8	12	3	0	3	20	8	0	3	31	10	0	3	47	4	0	152	1974
8:50 AM	3	6	2	0	3	17	8	0	5	35	18	0	7	50	2	0	156	1936
8:55 AM	9	13	2	0	8	15	8	0	4	24	7	0	4	33	3	0	130	1912
Peak 15-Min Flowrates	Northbound				Southbound				Eastbound				Westbound				Total	
	Left	Thru	Right	U	Left	Thru	Right	U	Left	Thru	Right	U	Left	Thru	Right	U		
All Vehicles	148	148	28	0	48	228	244	0	48	644	216	0	68	804	48	0	2672	
Heavy Trucks	20	0	8		0	0	4		8	48	8		0	12	0		108	
Pedestrians	0				0				0				0				0	
Bicycles	0	0	0		0	0	0		0	0	0		0	0	0		0	
Railroad																		
Stopped Buses																		

Comments: