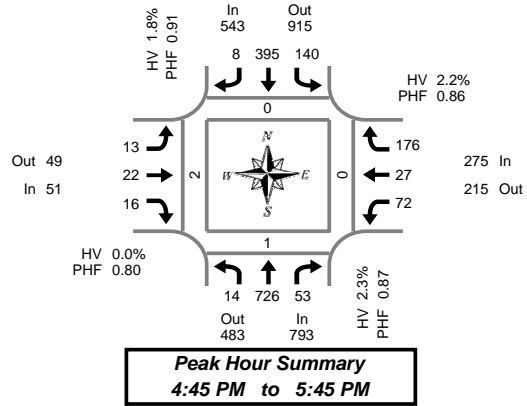


Total Vehicle Summary



Clay Carney
(503) 833-2740



NE Covington Rd & NE Rosewood Ave

Tuesday, March 07, 2006

4:00 PM to 6:00 PM

5-Minute Interval Summary

4:00 PM to 6:00 PM

Interval Start Time	Northbound NE Covington Rd				Southbound NE Covington Rd				Eastbound NE Rosewood Ave				Westbound NE Rosewood Ave				Interval Total	Pedestrians Crosswalk			
	L	T	R	Bikes	L	T	R	Bikes	L	T	R	Bikes	L	T	R	Bikes		North	South	East	West
4:00 PM	1	42	4	0	12	28	0	0	0	2	0	0	6	3	10	0	108	0	0	0	0
4:05 PM	0	62	4	0	17	34	1	0	2	1	4	0	10	7	14	0	156	0	0	0	0
4:10 PM	0	47	4	0	13	40	2	0	1	8	0	0	5	4	10	0	134	2	1	0	0
4:15 PM	0	47	12	0	11	30	1	0	1	5	2	0	6	3	12	0	130	0	0	0	0
4:20 PM	2	43	7	0	7	43	0	0	0	2	0	0	9	8	9	0	130	0	0	0	0
4:25 PM	3	37	3	0	12	25	0	0	0	1	0	0	8	7	13	0	109	0	0	0	0
4:30 PM	2	55	6	0	10	31	1	0	0	1	0	0	8	2	9	0	125	0	0	0	0
4:35 PM	0	48	5	0	7	35	1	0	4	3	1	0	9	3	9	0	125	0	0	0	0
4:40 PM	0	41	8	0	14	32	0	0	0	4	2	0	6	3	7	0	117	0	0	0	0
4:45 PM	0	72	1	0	13	39	0	0	2	2	1	0	5	2	16	0	153	0	0	0	0
4:50 PM	1	63	5	0	14	31	0	0	2	2	1	0	4	1	16	0	140	0	1	0	0
4:55 PM	0	51	3	0	15	33	1	0	1	3	1	0	6	2	14	0	130	0	0	0	0
5:00 PM	2	46	4	0	16	39	0	0	4	1	1	0	8	5	17	0	143	0	0	0	0
5:05 PM	2	62	2	0	12	31	0	0	1	2	2	0	7	2	13	0	136	0	0	0	0
5:10 PM	1	71	2	0	17	25	2	0	1	0	1	0	9	3	16	0	148	0	0	0	0
5:15 PM	3	57	5	0	11	26	0	0	0	2	0	0	5	2	20	0	131	0	0	0	0
5:20 PM	1	70	7	0	7	30	2	0	0	1	1	0	7	2	14	0	142	0	0	0	0
5:25 PM	0	75	6	0	7	27	1	0	1	4	2	0	8	1	11	0	143	0	0	0	0
5:30 PM	2	61	5	0	8	41	0	0	1	2	1	0	6	5	14	0	146	0	0	0	0
5:35 PM	0	47	6	0	9	36	2	0	0	1	2	0	7	1	13	0	124	0	0	0	2
5:40 PM	2	51	7	0	11	37	0	0	0	2	3	0	0	1	12	0	126	0	0	0	0
5:45 PM	1	46	1	0	5	28	0	0	1	1	1	0	4	2	17	0	107	0	0	0	0
5:50 PM	0	56	6	0	7	33	0	0	1	3	2	0	2	2	12	0	124	0	0	0	0
5:55 PM	2	38	1	0	5	44	0	0	0	1	2	0	5	2	10	0	110	0	0	0	0
Total Survey	25	1,288	114	0	260	798	14	0	23	54	30	0	150	73	308	0	3,137	2	2	0	2

15-Minute Interval Summary

4:00 PM to 6:00 PM

Interval Start Time	Northbound NE Covington Rd				Southbound NE Covington Rd				Eastbound NE Rosewood Ave				Westbound NE Rosewood Ave				Interval Total	Pedestrians Crosswalk			
	L	T	R	Bikes	L	T	R	Bikes	L	T	R	Bikes	L	T	R	Bikes		North	South	East	West
4:00 PM	1	151	12	0	42	102	3	0	3	11	4	0	21	14	34	0	398	2	1	0	0
4:15 PM	5	127	22	0	30	98	1	0	1	8	2	0	23	18	34	0	369	0	0	0	0
4:30 PM	2	144	19	0	31	98	2	0	4	8	3	0	23	8	25	0	367	0	0	0	0
4:45 PM	1	186	9	0	42	103	1	0	5	7	3	0	15	5	46	0	423	0	1	0	0
5:00 PM	5	179	8	0	45	95	2	0	6	3	4	0	24	10	46	0	427	0	0	0	0
5:15 PM	4	202	18	0	25	83	3	0	1	7	3	0	20	5	45	0	416	0	0	0	0
5:30 PM	4	159	18	0	28	114	2	0	1	5	6	0	13	7	39	0	396	0	0	0	2
5:45 PM	3	140	8	0	17	105	0	0	2	5	5	0	11	6	39	0	341	0	0	0	0
Total Survey	25	1,288	114	0	260	798	14	0	23	54	30	0	150	73	308	0	3,137	2	2	0	2

Peak Hour Summary

4:45 PM to 5:45 PM

By Approach	Northbound NE Covington Rd				Southbound NE Covington Rd				Eastbound NE Rosewood Ave				Westbound NE Rosewood Ave				Total	Pedestrians Crosswalk			
	In	Out	Total	Bikes	In	Out	Total	Bikes	In	Out	Total	Bikes	In	Out	Total	Bikes		North	South	East	West
Volume	793	483	1,276	0	543	915	1,458	0	51	49	100	0	275	215	490	0	1,662	0	1	0	2
%HV	2.3%				1.8%				0.0%				2.2%				2.0%				
PHF	0.87				0.91				0.80				0.86				0.96				

By Movement	Northbound NE Covington Rd				Southbound NE Covington Rd				Eastbound NE Rosewood Ave				Westbound NE Rosewood Ave				Total
	L	T	R	Total	L	T	R	Total	L	T	R	Total	L	T	R	Total	
Volume	14	726	53	793	140	395	8	543	13	22	16	51	72	27	176	275	1,662
%HV	0.0%	1.7%	11.3%	2.3%	3.6%	1.3%	0.0%	1.8%	0.0%	0.0%	0.0%	0.0%	2.8%	0.0%	2.3%	2.2%	2.0%
PHF	0.58	0.88	0.74	0.87	0.78	0.87	0.50	0.91	0.46	0.79	0.67	0.80	0.75	0.68	0.88	0.86	0.96

Rolling Hour Summary

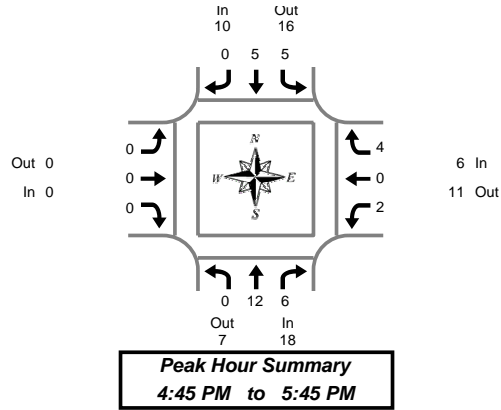
4:00 PM to 6:00 PM

Interval Start Time	Northbound NE Covington Rd				Southbound NE Covington Rd				Eastbound NE Rosewood Ave				Westbound NE Rosewood Ave				Interval Total	Pedestrians Crosswalk			
	L	T	R	Bikes	L	T	R	Bikes	L	T	R	Bikes	L	T	R	Bikes		North	South	East	West
4:00 PM	9	608	62	0	145	401	7	0	13	34	12	0	82	45	139	0	1,557	2	2	0	0
4:15 PM	13	636	58	0	148	394	6	0	16	26	12	0	85	41	151	0	1,586	0	1	0	0
4:30 PM	12	711	54	0	143	379	8	0	16	25	13	0	82	28	162	0	1,633	0	1	0	0
4:45 PM	14	726	53	0	140	395	8	0	13	22	16	0	72	27	176	0	1,662	0	1	0	2
5:00 PM	16	680	52	0	115	397	7	0	10	20	18	0	68	28	169	0	1,580	0	0	0	2

Heavy Vehicle Summary



Clay Carney
(503) 833-2740



NE Covington Rd & NE Rosewood Ave

Tuesday, March 07, 2006
4:00 PM to 6:00 PM

Heavy Vehicle 5-Minute Interval Summary 4:00 PM to 6:00 PM

Interval Start Time	Northbound NE Covington Rd				Southbound NE Covington Rd				Eastbound NE Rosewood Ave				Westbound NE Rosewood Ave				Interval Total	
	L	T	R	Total	L	T	R	Total	L	T	R	Total	L	T	R	Total		
4:00 PM	0	1	0	1	0	0	0	0	0	0	0	0	1	0	0	0	1	2
4:05 PM	0	2	0	2	0	2	0	2	0	0	1	1	0	0	0	0	0	5
4:10 PM	0	0	0	0	0	1	0	1	0	0	0	0	2	0	0	0	2	3
4:15 PM	0	2	0	2	0	5	0	5	0	0	0	0	1	0	1	2	9	9
4:20 PM	0	0	0	0	1	2	0	3	0	0	0	0	0	0	0	0	0	3
4:25 PM	0	1	0	1	2	0	0	2	0	0	0	0	0	0	1	1	4	4
4:30 PM	0	1	0	1	3	0	0	3	0	0	0	0	0	0	0	0	0	4
4:35 PM	0	1	0	1	1	1	0	2	0	0	0	0	0	0	1	1	4	4
4:40 PM	0	2	0	2	4	1	0	5	0	0	0	0	0	0	0	0	0	7
4:45 PM	0	1	1	2	1	0	0	1	0	0	0	0	0	0	0	0	0	3
4:50 PM	0	1	2	3	0	1	0	1	0	0	0	0	0	0	0	0	0	4
4:55 PM	0	0	0	0	2	1	0	3	0	0	0	0	0	0	1	1	4	4
5:00 PM	0	1	0	1	1	0	0	1	0	0	0	0	0	0	0	0	0	2
5:05 PM	0	1	0	1	1	0	0	1	0	0	0	0	0	0	0	0	0	2
5:10 PM	0	1	0	1	0	0	0	0	0	0	0	0	1	0	1	2	3	3
5:15 PM	0	1	0	1	0	0	0	0	0	0	0	0	0	0	0	0	0	1
5:20 PM	0	2	0	2	0	1	0	1	0	0	0	0	0	0	0	0	0	3
5:25 PM	0	1	1	2	0	1	0	1	0	0	0	0	0	0	1	1	4	4
5:30 PM	0	0	2	2	0	1	0	1	0	0	0	0	1	0	1	2	5	5
5:35 PM	0	2	0	2	0	0	0	0	0	0	0	0	0	0	0	0	0	2
5:40 PM	0	1	0	1	0	0	0	0	0	0	0	0	0	0	0	0	0	1
5:45 PM	0	1	0	1	0	0	0	0	0	0	0	0	0	0	0	0	0	1
5:50 PM	0	2	0	2	1	1	0	2	0	0	0	0	0	0	0	0	0	4
5:55 PM	0	1	0	1	0	1	0	1	0	0	0	0	0	0	0	0	0	2
Total Survey	0	26	6	32	17	19	0	36	0	0	1	1	6	0	7	13	82	82

Heavy Vehicle 15-Minute Interval Summary 4:00 PM to 6:00 PM

Interval Start Time	Northbound NE Covington Rd				Southbound NE Covington Rd				Eastbound NE Rosewood Ave				Westbound NE Rosewood Ave				Interval Total	
	L	T	R	Total	L	T	R	Total	L	T	R	Total	L	T	R	Total		
4:00 PM	0	3	0	3	0	3	0	3	0	0	1	1	3	0	0	3	10	10
4:15 PM	0	3	0	3	3	7	0	10	0	0	0	0	1	0	2	3	16	16
4:30 PM	0	4	0	4	8	2	0	10	0	0	0	0	0	0	1	1	15	15
4:45 PM	0	2	3	5	3	2	0	5	0	0	0	0	0	0	1	1	11	11
5:00 PM	0	3	0	3	2	0	0	2	0	0	0	0	1	0	1	2	7	7
5:15 PM	0	4	1	5	0	2	0	2	0	0	0	0	0	0	1	1	8	8
5:30 PM	0	3	2	5	0	1	0	1	0	0	0	0	1	0	1	2	8	8
5:45 PM	0	4	0	4	1	2	0	3	0	0	0	0	0	0	0	0	7	7
Total Survey	0	26	6	32	17	19	0	36	0	0	1	1	6	0	7	13	82	82

Heavy Vehicle Peak Hour Summary 4:45 PM to 5:45 PM

By Approach	Northbound NE Covington Rd			Southbound NE Covington Rd			Eastbound NE Rosewood Ave			Westbound NE Rosewood Ave			Total
	In	Out	Total	In	Out	Total	In	Out	Total	In	Out	Total	
Volume	18	7	25	10	16	26	0	0	0	6	11	17	34
PHF	0.75			0.50			0.00			0.50			0.71

By Movement	Northbound NE Covington Rd				Southbound NE Covington Rd				Eastbound NE Rosewood Ave				Westbound NE Rosewood Ave				Total
	L	T	R	Total	L	T	R	Total	L	T	R	Total	L	T	R	Total	
Volume	0	12	6	18	5	5	0	10	0	0	0	0	2	0	4	6	34
PHF	0.00	0.75	0.50	0.75	0.31	0.42	0.00	0.50	0.00	0.00	0.00	0.00	0.50	0.00	0.50	0.50	0.71

Heavy Vehicle Rolling Hour Summary 4:00 PM to 6:00 PM

Interval Start Time	Northbound NE Covington Rd				Southbound NE Covington Rd				Eastbound NE Rosewood Ave				Westbound NE Rosewood Ave				Interval Total	
	L	T	R	Total	L	T	R	Total	L	T	R	Total	L	T	R	Total		
4:00 PM	0	12	3	15	14	14	0	28	0	0	1	1	4	0	4	8	52	52
4:15 PM	0	12	3	15	16	11	0	27	0	0	0	0	2	0	5	7	49	49
4:30 PM	0	13	4	17	13	6	0	19	0	0	0	0	1	0	4	5	41	41
4:45 PM	0	12	6	18	5	5	0	10	0	0	0	0	2	0	4	6	34	34
5:00 PM	0	14	3	17	3	5	0	8	0	0	0	0	2	0	3	5	30	30

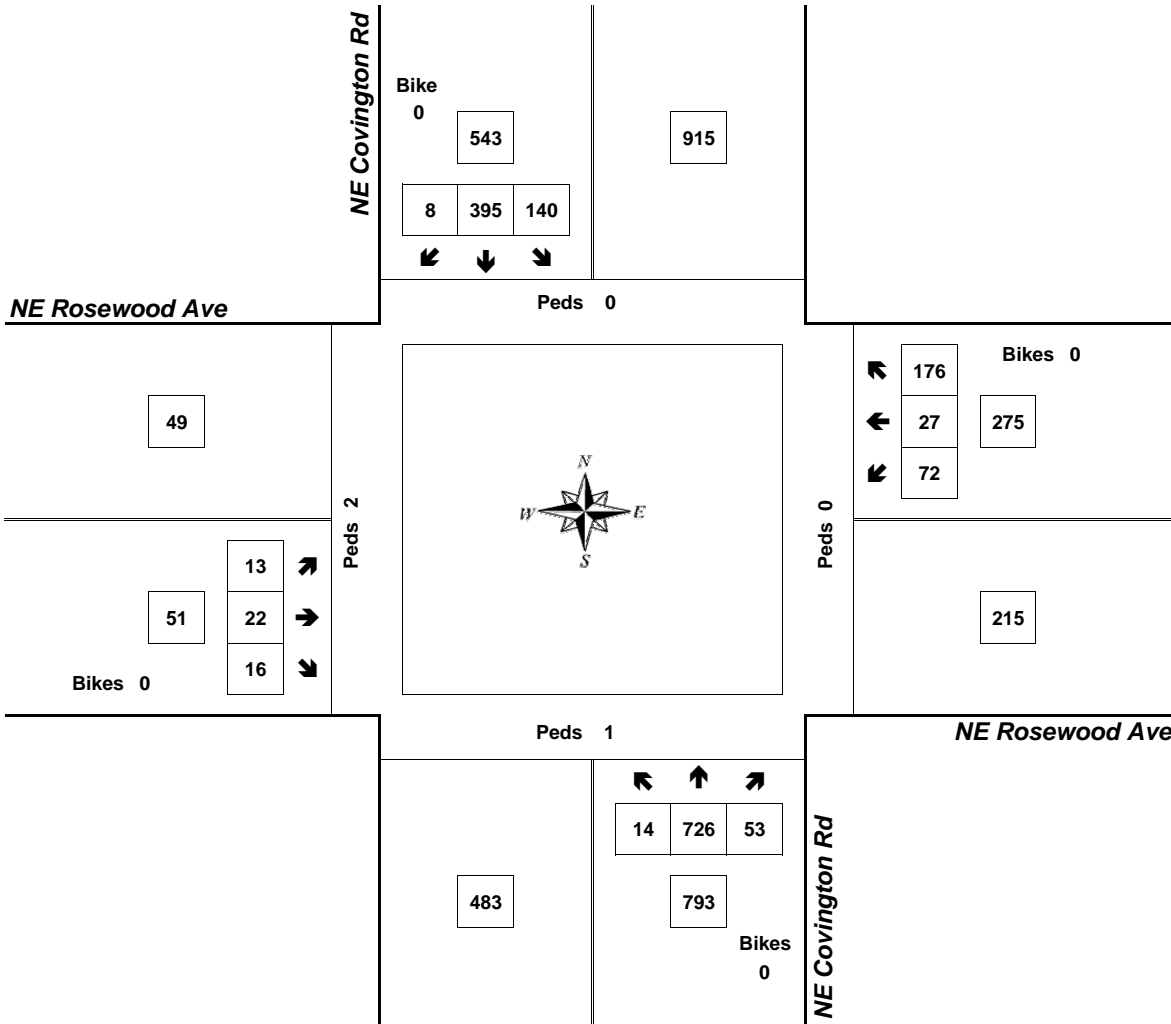
Peak Hour Summary



Clay Carney
(503) 833-2740

NE Covington Rd & NE Rosewood Ave

4:45 PM to 5:45 PM
Tuesday, March 07, 2006



Approach	PHF	HV%	Volume
EB	0.80	0.0%	51
WB	0.86	2.2%	275
NB	0.87	2.3%	793
SB	0.91	1.8%	543
Intersection	0.96	2.0%	1,662

Count Period: 4:00 PM to 6:00 PM