

0474

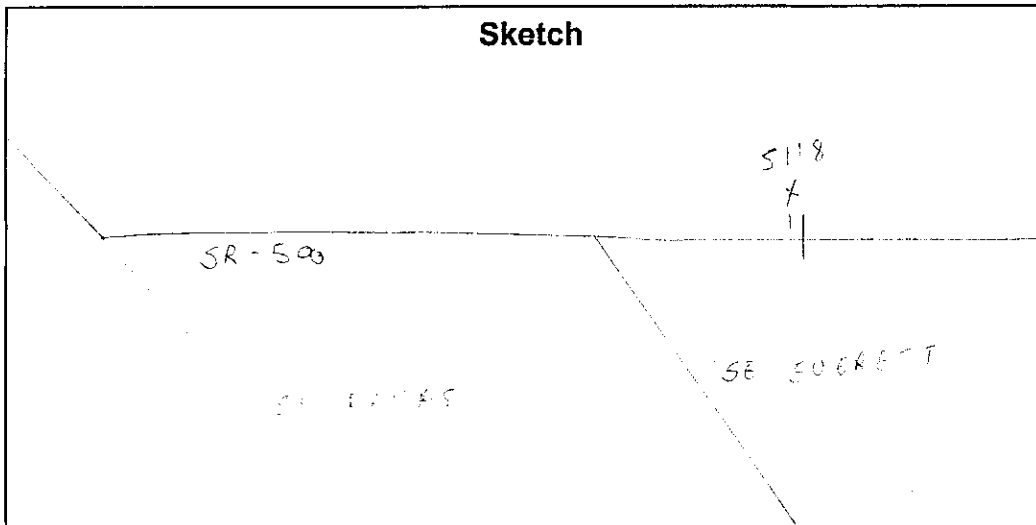
GK Traffic Counter

Interval [ ] 60 Min. [x] 15 Min.
2 Tube Classification [ ]
Lane No. [ ] 1 [ ] 2
1 Channel Tube A+B [ ]
2 Channel Tube A, B [x]
Direction Channel A [ ]
Direction Channel B [ ]
Module No. 21468

Counter No. 5118 Count ID HPMS
SR 500 RRT MP 17.48
Leg 2 Direction SEE MAP OSID

Station Description - ON SR 500 E/O SOUTH EAST CORNER ST

Table with 4 columns: Date, Day, Time, Comments. Contains 5 rows of data including dates like 4/28/03, 4/29, 4/30, 5/1/03, 5/2/03 and manual/counter counts for A and B tubes.



Field Person FILE HPMS

SR 500 MP 019.48 OFF SYSTEM ID. LEG 2 DIRECTION OF TRAFFIC WESTBOUND LANE ALL OF  
 COUNT IDENTIFIER HPMS COUNTER NUMBER 005118 DESCRIPTION: ON SR 500 E/O SE EVERETT ST

04/28/03	MONDAY	AM HOURS												PM HOURS												DAILY TOTAL
		1	2	3	4	5	6	7	8	9	10	11	12	1	2	3	4	5	6	7	8	9	10	11	12	
00-15	12	1	2	3	4	5	6	7	8	9	10	11	12	1	2	3	4	5	6	7	8	9	10	11	12	1441
15-30	1	2	3	4	5	6	7	8	9	10	11	12	1	2	3	4	5	6	7	8	9	10	11	12	1441	
30-45																										
45-00																										
HOUR																										
TOT																										

AM PEAK HOUR 0000 TO 0000 VOLUME 0  
 PM PEAK HOUR 0245 TO 0345 VOLUME 253  
 AM TOTAL 1441  
 PM TOTAL 0

04/29/03	TUESDAY	AM HOURS												PM HOURS												DAILY TOTAL
		1	2	3	4	5	6	7	8	9	10	11	12	1	2	3	4	5	6	7	8	9	10	11	12	
00-15	12	1	2	3	4	5	6	7	8	9	10	11	12	1	2	3	4	5	6	7	8	9	10	11	12	2791
15-30	1	2	3	4	5	6	7	8	9	10	11	12	1	2	3	4	5	6	7	8	9	10	11	12	2791	
30-45																										
45-00																										
HOUR																										
TOT																										

AM PEAK HOUR 1100 TO 1200 VOLUME 192  
 PM PEAK HOUR 0315 TO 0415 VOLUME 252  
 AM TOTAL 1015  
 PM TOTAL 1776

04/30/03	WEDNESDAY	AM HOURS												PM HOURS												DAILY TOTAL
		1	2	3	4	5	6	7	8	9	10	11	12	1	2	3	4	5	6	7	8	9	10	11	12	
00-15	12	1	2	3	4	5	6	7	8	9	10	11	12	1	2	3	4	5	6	7	8	9	10	11	12	2772
15-30	1	2	3	4	5	6	7	8	9	10	11	12	1	2	3	4	5	6	7	8	9	10	11	12	2772	
30-45																										
45-00																										
HOUR																										
TOT																										

AM PEAK HOUR 0645 TO 0745 VOLUME 197  
 PM PEAK HOUR 0315 TO 0415 VOLUME 259  
 AM TOTAL 1021  
 PM TOTAL 1751

SR 500 MP 019.48 OFF SYSTEM ID. LEG 2 DIRECTION OF TRAFFIC WESTBOUND LANE ALL OF  
 COUNT IDENTIFIER HPMS COUNTER NUMBER 005118 DESCRIPTION: ON SR 500 E/O SE EVERETT ST

05/01/03	THURSDAY	AM HOURS												PM HOURS												DAILY TOTAL
		1	2	3	4	5	6	7	8	9	10	11	12	1	2	3	4	5	6	7	8	9	10	11	12	
12	1	2	3	4	5	6	7	8	9	10	11	12	1	2	3	4	5	6	7	8	9	10	11	12	3068	
TOT	15	9	11	25	21	53	156	181	140	146	160	194	256	202	248	245	200	201	168	141	102	71	54	69	3068	

AM PEAK HOUR 1100 TO 1200 VOLUME 194  
 PM PEAK HOUR 0230 TO 0330 VOLUME 264

05/02/03	FRIDAY	AM HOURS												PM HOURS												DAILY TOTAL
		1	2	3	4	5	6	7	8	9	10	11	12	1	2	3	4	5	6	7	8	9	10	11	12	
12	1	2	3	4	5	6	7	8	9	10	11	12	1	2	3	4	5	6	7	8	9	10	11	12	379	
TOT	18	10	18	21	16	52	163	81	190	190	190	190	190	190	190	190	190	190	190	190	190	190	190	190	379	

04/28/03 THRU 05/02/03  
 TOTAL HOURS FOR COUNT 90

3 DAYS AVG WEEKDAY VOL 2877 X SEASONAL ADJ. FACTOR 1.0200 = 2935 X AXLE CORR FACTOR 0.9465 = ESTIMATED AVG DAILY TRAFFIC 2778

FACTOR GROUP GR-05  
 FACTOR GROUP GR-A2

SR 500 MP 019.48 OFF SYSTEM ID. LEG 2 DIRECTION OF TRAFFIC EASTBOUND LANE ALL OF

COUNT IDENTIFIER HPMS COUNTER NUMBER 005118 DESCRIPTION: ON SR 500 E/O SE EVERETT ST

COUNT IDENTIFIER	HPMS	COUNTER NUMBER	AM HOURS												PM HOURS	AM TOTAL	PM TOTAL	DAILY TOTAL											
			1	2	3	4	5	6	7	8	9	10	11	12															
04/28/03 MONDAY			1	2	3	4	5	6	7	8	9	10	11	12	1	2	3	4	5	6	7	8	9	10	11	12	0	0	1598
TOT			12	2	3	4	5	6	7	8	9	10	11	12	50	173	206	299	262	216	115	84	63	36	31	63	50	173	1598

AM PEAK HOUR 0000 TO 0000 VOLUME 0  
PM PEAK HOUR 0315 TO 0415 VOLUME 304

COUNT IDENTIFIER	HPMS	COUNTER NUMBER	AM HOURS												PM HOURS	AM TOTAL	PM TOTAL	DAILY TOTAL												
			1	2	3	4	5	6	7	8	9	10	11	12																
04/29/03 TUESDAY			1	2	3	4	5	6	7	8	9	10	11	12	1	2	3	4	5	6	7	8	9	10	11	12	195	285	994	
TOT			12	2	3	4	5	6	7	8	9	10	11	12	158	144	152	195	220	201	178	285	271	227	167	114	72	158	144	1917

AM PEAK HOUR 1100 TO 1200 VOLUME 195  
PM PEAK HOUR 0300 TO 0400 VOLUME 285

COUNT IDENTIFIER	HPMS	COUNTER NUMBER	AM HOURS												PM HOURS	AM TOTAL	PM TOTAL	DAILY TOTAL											
			1	2	3	4	5	6	7	8	9	10	11	12															
04/30/03 WEDNESDAY			1	2	3	4	5	6	7	8	9	10	11	12	1	2	3	4	5	6	7	8	9	10	11	12	202	332	980
TOT			18	10	5	12	5	34	95	148	125	151	184	193	198	210	174	332	243	195	157	117	77	57	18	10	1868		

AM PEAK HOUR 1015 TO 1115 VOLUME 202  
PM PEAK HOUR 0300 TO 0400 VOLUME 332

SR 500 MP 019.48 OFF SYSTEM ID. LEG 2 DIRECTION OF TRAFFIC EASTBOUND LANE ALL OF

COUNT IDENTIFIER HPMS COUNTER NUMBER 005118 DESCRIPTION: ON SR 500 E/O SE EVERETT ST

05/01/03	THURSDAY	AM HOURS												PM HOURS	DAILY TOTAL										
		1	2	3	4	5	6	7	8	9	10	11	12												
12	1	2	3	4	5	6	7	8	9	10	11	12	1	2	3	4	5	6	7	8	9	10	11	12	267
1	2	3	4	5	6	7	8	9	10	11	12	1	2	3	4	5	6	7	8	9	10	11	12	267	
8	1	2	2	2	6	13	27	23	37	54	49	67	49	67	106	94	79	51	26	33	14	9	15	15	
15-30	9	3	10	2	8	15	45	45	45	53	58	73	44	72	102	77	76	31	23	29	13	13	23	23	
30-45	2	5	1	3	9	28	50	45	39	47	65	58	61	91	105	107	58	34	24	15	15	9	23	23	
45-00	2	2	2	1	10	25	45	44	57	46	47	40	83	74	76	91	54	39	30	18	10	16	16	16	
TOT	21	11	5	17	6	33	81	149	178	200	219	238	237	304	389	369	267	155	114	104	52	47	77	3440	
								AM PEAK HOUR 1100 TO 1200 VOLUME							219										1087
								PM PEAK HOUR 0300 TO 0400 VOLUME							389										2353

05/02/03	FRIDAY	AM HOURS												PM HOURS	DAILY TOTAL										
		1	2	3	4	5	6	7	8	9	10	11	12												
12	1	2	3	4	5	6	7	8	9	10	11	12	1	2	3	4	5	6	7	8	9	10	11	12	267
1	2	3	4	5	6	7	8	9	10	11	12	1	2	3	4	5	6	7	8	9	10	11	12	267	
00-15	11	6	1	2	4	8	16	30																	
15-30	8	4	2	1	3	6	19	49																	
30-45	2	2	1	1	2	10	25																		
45-00	3	6	1	1	3	15	27																		
TOT	24	18	5	3	12	39	87	79																	267
								AM PEAK HOUR 0630 TO 0730 VOLUME							131										267
								PM PEAK HOUR 0000 TO 0000 VOLUME							0										0

04/28/03 THRU 05/02/03  
TOTAL HOURS FOR COUNT 90

3 DAYS  
AVG WEEKDAY VOL 3066 X SEASONAL ADJ. FACTOR 1.0200 = 3127 X AXLE CORR FACTOR 0.9465 = ESTIMATED AVG DAILY TRAFFIC 2960

FACTOR GROUP GR-05  
FACTOR GROUP GR-A2

STATE OF WASHINGTON - DEPARTMENT OF TRANSPORTATION  
TRIP SYSTEM  
15 MINUTE TRAFFIC COUNT SUMMARY

SR 500 MP 019.48 OFF SYSTEM ID. LEG 2 DIRECTION OF TRAFFIC BOTH WAYS LANE ALL OF

COUNT IDENTIFIER HPMS COUNTER NUMBER 005118 DESCRIPTION: ON SR 500 E/O SE EVERETT ST

COUNT IDENTIFIER	HPMS	COUNTER NUMBER	AM HOURS												DAILY TOTAL	
			1	2	3	4	5	6	7	8	9	10	11	12		
04/28/03 MONDAY			12	1	2	3	4	5	6	7	8	9	10	11	12	3039
00-15																
15-30			1	2	3	4	5	6	7	8	9	10	11	12		
30-45																
45-00																
HOUR																
TOT			98	83	121	125	111	95	53	36	34	17	33	18	3039	

AM PEAK HOUR 0000 TO 0000 VOLUME		PM PEAK HOUR 0300 TO 0400 VOLUME	
0	546	0	546

COUNT IDENTIFIER	HPMS	COUNTER NUMBER	AM HOURS												DAILY TOTAL	
			1	2	3	4	5	6	7	8	9	10	11	12		
04/29/03 TUESDAY			12	1	2	3	4	5	6	7	8	9	10	11	12	5702
00-15																
15-30			1	2	3	4	5	6	7	8	9	10	11	12		
30-45																
45-00																
HOUR																
TOT			45	12	17	17	33	30	89	234	329	239	292	302	387	5702

AM PEAK HOUR 1100 TO 1200 VOLUME		PM PEAK HOUR 0315 TO 0415 VOLUME	
387	533	387	533

COUNT IDENTIFIER	HPMS	COUNTER NUMBER	AM HOURS												DAILY TOTAL	
			1	2	3	4	5	6	7	8	9	10	11	12		
04/30/03 WEDNESDAY			12	1	2	3	4	5	6	7	8	9	10	11	12	5620
00-15																
15-30			1	2	3	4	5	6	7	8	9	10	11	12		
30-45																
45-00																
HOUR																
TOT			36	17	21	23	18	83	249	315	236	281	352	370	381	5620

AM PEAK HOUR 1015 TO 1115 VOLUME		PM PEAK HOUR 0300 TO 0400 VOLUME	
377	585	377	585

SR 500 MP 019.48 OFF SYSTEM ID. LEG 2 DIRECTION OF TRAFFIC BOTH WAYS LANE ALL OF

COUNT IDENTIFIER HPMS COUNTER NUMBER 005118 DESCRIPTION: ON SR 500 E/O SE EVERETT ST

05/01/03	THURSDAY												DAILY TOTAL											
	AM HOURS						PM HOURS																	
HOUR	1	2	3	4	5	6	7	8	9	10	11	12	1	2	3	4	5	6	7	8	9	10	11	12
00-15	11	2	4	8	7	11	30	70	55	84	105	102	98	116	164	152	130	89	85	69	33	22	46	
15-30	14	6	2	14	7	14	83	79	68	79	85	103	91	121	158	121	135	70	51	53	31	22	38	
30-45	3	6	6	13	6	24	79	103	76	67	82	104	109	171	183	148	100	82	55	44	34	21	38	
45-00	8	6	4	7	7	37	70	92	90	94	88	104	141	144	129	148	103	82	64	40	25	36	24	
TOT	36	20	16	42	27	86	237	348	289	324	360	413	494	439	552	634	569	468	323	255	206	123	101	146

AM PEAK HOUR 1100 TO 1200 VOLUME 413  
PM PEAK HOUR 0245 TO 0345 VOLUME 649  
AM TOTAL 2198  
PM TOTAL 4310

05/02/03	FRIDAY												DAILY TOTAL											
	AM HOURS						PM HOURS																	
HOUR	1	2	3	4	5	6	7	8	9	10	11	12	1	2	3	4	5	6	7	8	9	10	11	12
00-15	18	8	6	12	6	12	33	33	74	74	86	86	86	86	86	86	86	86	86	86	86	86	86	86
15-30	13	6	10	7	7	12	58	58	86	86	86	86	86	86	86	86	86	86	86	86	86	86	86	86
30-45	3	4	2	3	5	27	75	75	84	84	84	84	84	84	84	84	84	84	84	84	84	84	84	84
45-00	8	10	5	2	10	40	84	84	84	84	84	84	84	84	84	84	84	84	84	84	84	84	84	84
TOT	42	28	23	24	28	91	250	160	319	319	319	319	319	319	319	319	319	319	319	319	319	319	319	319

AM PEAK HOUR 0630 TO 0730 VOLUME 319  
PM PEAK HOUR 0000 TO 0000 VOLUME 0  
AM TOTAL 646  
PM TOTAL 0

04/28/03 THRU 05/02/03 TOTAL HOURS FOR COUNT 90  
3 DAYS AVG WEEKDAY VOL 5943 X SEASONAL ADJ. FACTOR 1.0200 = 6062 X AXLE CORR FACTOR 0.9465 = ESTIMATED AVG DAILY TRAFFIC 5738  
PEAK HOUR PERCENTAGES: K = 10.92 D = 59.63  
PEAK HOUR LOCATION : VOLUME = 649 DATE: 05/01/03 TIME: 02:45 PM

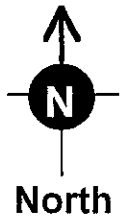
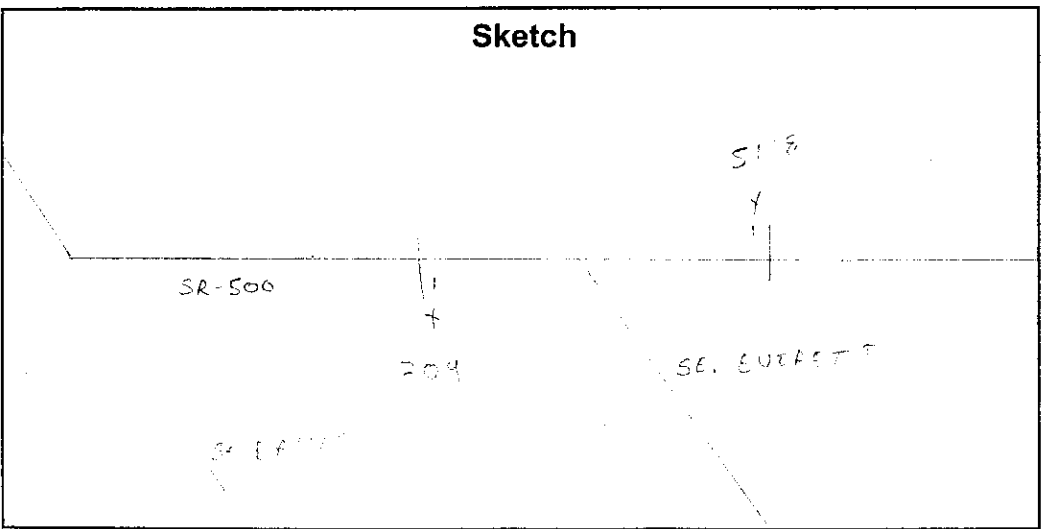


Interval  60 Min.  15 Min.  
 2 Tube Classification   
 Lane No.  1  2  
 1 Channel Tube A+B   
 2 Channel Tube A, B   
 Direction Channel A BW  
 Direction Channel B ER  
 Module No. #10

Counter No. 709 Count ID HPMS  
 SR 500 RRT \_\_\_\_\_ MP 13.72  
 Leg 1 Direction SE OSID \_\_\_\_\_

Station Description - ON SR-500 W/O SOUTHWEST CORNER ST

Date	Day	Time	Comments
4/28/03	2	1229	Manual A _____ B _____ Counter A _____ B _____ CHECK OK DE FOR 6.50
29	3	0839	Manual A 17 B 13 Counter A 17 B 13 CHECK OK 6.50
30	4	1038	Manual A 5 B 3 Counter A 5 B 3 CHECK OK 6.50
5/1/03	5	1500	Manual A _____ B _____ Counter A _____ B _____ TO BE CHECK
5/2/03	6	0741	Manual A 1 B 1 Counter A 1 B 1 pu/ok 05/08 6.90



BLAKE/Rouls  
Field Person



STATE OF WASHINGTON - DEPARTMENT OF TRANSPORTATION  
TRIP SYSTEM  
15 MINUTE TRAFFIC COUNT SUMMARY

SR 500 MP 019.48 OFF SYSTEM ID. LEG 1 DIRECTION OF TRAFFIC WESTBOUND LANE ALL OF

COUNT IDENTIFIER HPMS COUNTER NUMBER 000709 DESCRIPTION: ON SR 500 W/O SE EVERETT ST

04/28/03	MONDAY	AM HOURS	5	6	7	8	9	10	11	12	1	2	3	4	5	6	7	8	9	10	11	12	DAILY TOTAL	
12	1	3	4	5	6	7	8	9	10	11	12	1	2	3	4	5	6	7	8	9	10	11	12	1204
1	2	3	4	5	6	7	8	9	10	11	12	1	2	3	4	5	6	7	8	9	10	11	12	1204
00-15																								
15-30																								
30-45																								
45-00																								
HOUR																								
TOT																								

AM PEAK HOUR 0000 TO 0000 VOLUME 0  
 PM PEAK HOUR 0330 TO 0430 VOLUME 210  
 AM TOTAL 1204  
 PM TOTAL 1204

04/29/03	TUESDAY	AM HOURS	5	6	7	8	9	10	11	12	1	2	3	4	5	6	7	8	9	10	11	12	DAILY TOTAL		
12	1	2	3	4	5	6	7	8	9	10	11	12	1	2	3	4	5	6	7	8	9	10	11	12	2267
1	2	3	4	5	6	7	8	9	10	11	12	1	2	3	4	5	6	7	8	9	10	11	12	2267	
00-15																									
15-30																									
30-45																									
45-00																									
HOUR																									
TOT																									

AM PEAK HOUR 1100 TO 1200 VOLUME 154  
 PM PEAK HOUR 0315 TO 0415 VOLUME 222  
 AM TOTAL 766  
 PM TOTAL 1501

04/30/03	WEDNESDAY	AM HOURS	5	6	7	8	9	10	11	12	1	2	3	4	5	6	7	8	9	10	11	12	DAILY TOTAL		
12	1	2	3	4	5	6	7	8	9	10	11	12	1	2	3	4	5	6	7	8	9	10	11	12	2250
1	2	3	4	5	6	7	8	9	10	11	12	1	2	3	4	5	6	7	8	9	10	11	12	2250	
00-15																									
15-30																									
30-45																									
45-00																									
HOUR																									
TOT																									

AM PEAK HOUR 1100 TO 1200 VOLUME 159  
 PM PEAK HOUR 0330 TO 0430 VOLUME 219  
 AM TOTAL 776  
 PM TOTAL 1474

SR 500 MP 019.48 OFF SYSTEM ID. LEG 1 DIRECTION OF TRAFFIC WESTBOUND LANE ALL OF

COUNT IDENTIFIER HPMS COUNTER NUMBER 000709 DESCRIPTION: ON SR 500 W/O SE EVERETT ST

05/01/03	THURSDAY	AM HOURS												PM HOURS												DAILY TOTAL
		1	2	3	4	5	6	7	8	9	10	11	12	1	2	3	4	5	6	7	8	9	10	11	12	
12	1	2	3	4	5	6	7	8	9	10	11	12	1	2	3	4	5	6	7	8	9	10	11	12	111	
1	2	3	4	5	6	7	8	9	10	11	12	1	2	3	4	5	6	7	8	9	10	11	12	111		
00-15	1	1	3	5	6	4	11	19	38	36	31	64	40	41	41	54	40	37	38	31	21	12	11	111		
15-30	5	1	1	3	5	4	16	25	35	23	39	52	44	47	42	33	58	33	25	21	16	8	8	111		
30-45	1	1	5	4	2	10	24	23	22	29	30	53	41	63	62	33	44	39	18	16	20	7	10	111		
45-00	5	4	4	4	4	17	19	35	38	30	41	56	56	53	54	45	35	33	17	11	8	7	7	111		
TOT	12	6	9	16	17	35	70	114	102	133	118	141	225	181	204	193	174	187	144	114	85	68	35	36	2419	
									AM PEAK HOUR 1100 TO 1200 VOLUME												AM TOTAL			773		
									PM PEAK HOUR 1200 TO 0100 VOLUME												PM TOTAL			1646		

05/02/03	FRIDAY	AM HOURS												PM HOURS												DAILY TOTAL
		1	2	3	4	5	6	7	8	9	10	11	12	1	2	3	4	5	6	7	8	9	10	11	12	
12	1	2	3	4	5	6	7	8	9	10	11	12	1	2	3	4	5	6	7	8	9	10	11	12	218	
1	2	3	4	5	6	7	8	9	10	11	12	1	2	3	4	5	6	7	8	9	10	11	12	218		
00-15	4	3	4	3	2	3	11	19	38	36	31	64	40	41	41	54	40	37	38	31	21	12	11	111		
15-30	5	1	4	6	4	19	28	21	35	23	39	52	44	47	42	33	58	33	25	21	16	8	8	111		
30-45	1	2	1	4	1	9	28	21	23	22	29	30	53	41	63	62	33	44	39	18	16	20	7	10	111	
45-00	4	4	4	4	4	16	26	26	35	38	30	41	56	56	53	54	45	35	33	17	11	8	7	111		
TOT	14	10	13	13	10	34	84	40	102	133	118	141	225	181	204	193	174	187	144	114	85	68	35	36	2419	
									AM PEAK HOUR 0630 TO 0730 VOLUME												AM TOTAL			218		
									PM PEAK HOUR 0000 TO 0000 VOLUME												PM TOTAL			0		

04/28/03 THRU 05/02/03  
TOTAL HOURS FOR COUNT 90

3 DAYS AVG WEEKDAY VOL 2312 X SEASONAL ADJ. FACTOR 1.0200 = 2358 X AXLE CORR FACTOR 0.9465 = ESTIMATED AVG DAILY TRAFFIC 2232

FACTOR GROUP GR-05

FACTOR GROUP GR-A2

STATE OF WASHINGTON - DEPARTMENT OF TRANSPORTATION  
TRIP SYSTEM  
15 MINUTE TRAFFIC COUNT SUMMARY

SR 500 MP 019.48 OFF SYSTEM ID. LEG 1 DIRECTION OF TRAFFIC EASTBOUND LANE ALL OF

COUNT IDENTIFIER HPMS COUNTER NUMBER 000709 DESCRIPTION: ON SR 500 W/O SE EVERETT ST

04/28/03	MONDAY	AM HOURS												PM HOURS												DAILY TOTAL
		1	2	3	4	5	6	7	8	9	10	11	12	1	2	3	4	5	6	7	8	9	10	11	12	
12	1	2	3	4	5	6	7	8	9	10	11	12	1	2	3	4	5	6	7	8	9	10	11	12	1379	
1	2	3	4	5	6	7	8	9	10	11	12	1	2	3	4	5	6	7	8	9	10	11	12			
00-15																										
15-30																										
30-45																										
45-00																										
HOUR																										
TOT																									1379	

AM PEAK HOUR 0000 TO 0000 VOLUME 0  
PM PEAK HOUR 0400 TO 0500 VOLUME 229  
AM TOTAL 1379  
PM TOTAL 0

04/29/03	TUESDAY	AM HOURS												PM HOURS												DAILY TOTAL
		1	2	3	4	5	6	7	8	9	10	11	12	1	2	3	4	5	6	7	8	9	10	11	12	
12	1	2	3	4	5	6	7	8	9	10	11	12	1	2	3	4	5	6	7	8	9	10	11	12	857	
1	2	3	4	5	6	7	8	9	10	11	12	1	2	3	4	5	6	7	8	9	10	11	12			
00-15																										
15-30																										
30-45																										
45-00																										
HOUR																										
TOT																									2452	

AM PEAK HOUR 1100 TO 1200 VOLUME 175  
PM PEAK HOUR 0415 TO 0515 VOLUME 234  
AM TOTAL 857  
PM TOTAL 1595

04/30/03	WEDNESDAY	AM HOURS												PM HOURS												DAILY TOTAL
		1	2	3	4	5	6	7	8	9	10	11	12	1	2	3	4	5	6	7	8	9	10	11	12	
12	1	2	3	4	5	6	7	8	9	10	11	12	1	2	3	4	5	6	7	8	9	10	11	12	845	
1	2	3	4	5	6	7	8	9	10	11	12	1	2	3	4	5	6	7	8	9	10	11	12			
00-15																										
15-30																										
30-45																										
45-00																										
HOUR																										
TOT																									2432	

AM PEAK HOUR 1015 TO 1115 VOLUME 186  
PM PEAK HOUR 0300 TO 0400 VOLUME 242  
AM TOTAL 845  
PM TOTAL 1587

STATE OF WASHINGTON - DEPARTMENT OF TRANSPORTATION  
TRIP SYSTEM  
15 MINUTE TRAFFIC COUNT SUMMARY

SR 500 MP 019.48 OFF SYSTEM ID. LEG 1 DIRECTION OF TRAFFIC EASTBOUND LANE ALL OF

COUNT IDENTIFIER HPMS COUNTER NUMBER 000709 DESCRIPTION: ON SR 500 W/O SE EVERETT ST

05/01/03	THURSDAY	AM HOURS												PM HOURS	DAILY TOTAL										
		1	2	3	4	5	6	7	8	9	10	11	12			1	2	3	4	5	6	7	8	9	10
12	1	2	3	4	5	6	7	8	9	10	11	12	1	2	3	4	5	6	7	8	9	10	11	12	94
1	2	3	4	5	6	7	8	9	10	11	12	1	2	3	4	5	6	7	8	9	10	11	12	94	
5	1	2	2	1	4	13	23	17	31	49	47	52	47	42	78	56	48	44	44	32	32	13	8	10	10
15-30	9	3	1	5	8	13	29	33	38	55	46	61	37	60	59	56	29	21	28	21	28	12	14	5	5
30-45	1	5	1	1	4	25	30	42	37	44	57	50	53	53	44	75	49	30	31	22	22	15	9	4	4
45-00	1	1	3	3	9	23	36	37	53	43	46	37	65	46	41	64	45	31	26	16	16	8	15	6	6
TOT	15	10	5	11	5	30	74	118	129	159	191	196	200	202	201	222	254	198	154	110	98	48	46	25	2681

AM PEAK HOUR 0945 TO 1045 VOLUME 201  
PM PEAK HOUR 0400 TO 0500 VOLUME 254

05/02/03	FRIDAY	AM HOURS												PM HOURS	DAILY TOTAL										
		1	2	3	4	5	6	7	8	9	10	11	12			1	2	3	4	5	6	7	8	9	10
12	1	2	3	4	5	6	7	8	9	10	11	12	1	2	3	4	5	6	7	8	9	10	11	12	211
1	2	3	4	5	6	7	8	9	10	11	12	1	2	3	4	5	6	7	8	9	10	11	12	211	
9	4	2	1	4	4	14	26	17	31	49	47	52	47	42	78	56	48	44	44	32	32	13	8	10	10
15-30	8	2	1	1	6	16	27	33	38	55	46	61	37	60	59	56	29	21	28	21	28	12	14	5	5
30-45	1	2	1	2	9	23	27	42	37	44	57	50	53	53	44	75	49	30	31	22	22	15	9	4	4
45-00	2	3	2	3	12	25	25	37	53	43	46	37	65	46	41	64	45	31	26	16	16	8	15	6	6
TOT	20	11	6	2	10	31	78	53	129	159	191	196	200	202	201	222	254	198	154	110	98	48	46	25	2681

AM PEAK HOUR 0630 TO 0730 VOLUME 101  
PM PEAK HOUR 0000 TO 0000 VOLUME 0

04/28/03 THRU 05/02/03  
TOTAL HOURS FOR COUNT 90  
3 DAYS  
AVG WEEKDAY VOL 2522 X SEASONAL ADJ. FACTOR 1.0200 = 2572 X AXLE CORR FACTOR 0.9465 = ESTIMATED AVG DAILY TRAFFIC 2434

FACTOR GROUP GR-05  
FACTOR GROUP GR-A2

TRIP SYSTEM  
15 MINUTE TRAFFIC COUNT SUMMARY

SR 500 MP 019.48 OFF SYSTEM ID. LEG 1 DIRECTION OF TRAFFIC BOTH WAYS LANE ALL OF

COUNT IDENTIFIER HPMS COUNTER NUMBER 000709 DESCRIPTION: ON SR 500 W/O SE EVERETT ST

04/28/03	MONDAY	AM HOURS												PM HOURS												AM TOTAL	PM TOTAL	DAILY TOTAL
		1	2	3	4	5	6	7	8	9	10	11	12	1	2	3	4	5	6	7	8	9	10	11	12			
00-15																												
15-30	12	1	2	3	4	5	6	7	8	9	10	11	12	1	2	3	4	5	6	7	8	9	10	11	12	85	87	107
30-45	1	2	3	4	5	6	7	8	9	10	11	12	1	2	3	4	5	6	7	8	9	10	11	12	65	83	106	
45-00																										66	63	83
HOUR																										80	81	91
TOT																										146	294	344
																										411	411	414
																										330	209	149
																										119	71	59
																										71	59	37
																										0	0	0
																										2583	2583	2583

04/29/03	TUESDAY	AM HOURS												PM HOURS												AM TOTAL	PM TOTAL	DAILY TOTAL
		1	2	3	4	5	6	7	8	9	10	11	12	1	2	3	4	5	6	7	8	9	10	11	12			
00-15																												
15-30	12	1	2	3	4	5	6	7	8	9	10	11	12	1	2	3	4	5	6	7	8	9	10	11	12	11	3	23
30-45	9	2	3	4	5	6	7	8	9	10	11	12	1	2	3	4	5	6	7	8	9	10	11	12	9	7	16	
45-00	9	1	5	5	11	26	41	65	61	80	64	99	95	80	81	81	97	107	89	56	44	28	21	19	7			
HOUR																												
TOT																										38	9	16
																										145	213	212
																										268	282	329
																										389	343	323
																										403	433	371
																										273	187	144
																										109	70	51
																										1623	3096	4719

04/30/03	WEDNESDAY	AM HOURS												PM HOURS												AM TOTAL	PM TOTAL	DAILY TOTAL
		1	2	3	4	5	6	7	8	9	10	11	12	1	2	3	4	5	6	7	8	9	10	11	12			
00-15																												
15-30	12	1	2	3	4	5	6	7	8	9	10	11	12	1	2	3	4	5	6	7	8	9	10	11	12	11	1	23
30-45	1	2	3	4	5	6	7	8	9	10	11	12	1	2	3	4	5	6	7	8	9	10	11	12	7	1	16	
45-00	4	5	5	2	4	27	47	44	41	60	83	91	95	86	83	83	126	114	102	65	38	33	24	26	10			
HOUR																												
TOT																										27	14	14
																										163	193	207
																										255	319	335
																										342	360	312
																										443	401	342
																										278	205	147
																										95	74	62
																										4682	457	338

AM PEAK HOUR 1015 TO 1115 VOLUME 338  
PM PEAK HOUR 0315 TO 0415 VOLUME 457

SR 500 MP 019.48 OFF SYSTEM ID. LEG 1 DIRECTION OF TRAFFIC BOTH WAYS LANE ALL OF  
 COUNT IDENTIFIER HPMS COUNTER NUMBER 000709 DESCRIPTION: ON SR 500 W/O SE EVERETT ST

05/01/03	THURSDAY	AM HOURS												PM HOURS												DAILY TOTAL
		1	2	3	4	5	6	7	8	9	10	11	12	1	2	3	4	5	6	7	8	9	10	11	12	
12	1	2	3	4	5	6	7	8	9	10	11	12	1	2	3	4	5	6	7	8	9	10	11	12	1716	
1	2	3	4	5	6	7	8	9	10	11	12	1	2	3	4	5	6	7	8	9	10	11	12	3384		
00-15	6	2	3	7	7	8	24	40	36	69	85	78	116	87	83	119	110	88	81	70	63	34	20	21		
15-30	14	3	2	8	7	12	29	49	58	73	78	85	113	81	107	101	92	114	62	46	49	28	22	13		
30-45	2	6	5	3	3	19	49	67	65	59	73	87	103	94	116	106	108	93	69	49	38	35	16	14		
45-00	5	5	6	7	5	26	42	76	72	91	73	87	93	121	99	89	118	90	66	59	33	19	23	13		
TOT	27	16	14	27	22	65	144	232	231	292	309	337	425	383	405	415	428	385	278	224	183	116	81	61		
									AM PEAK HOUR 1100 TO 1200 VOLUME												AM TOTAL			1716		
									PM PEAK HOUR 0215 TO 0315 VOLUME												PM TOTAL			3384		

05/02/03	FRIDAY	AM HOURS												PM HOURS												DAILY TOTAL
		1	2	3	4	5	6	7	8	9	10	11	12	1	2	3	4	5	6	7	8	9	10	11	12	
12	1	2	3	4	5	6	7	8	9	10	11	12	1	2	3	4	5	6	7	8	9	10	11	12	429	
1	2	3	4	5	6	7	8	9	10	11	12	1	2	3	4	5	6	7	8	9	10	11	12	0		
00-15	13	7	6	4	6	7	25	45																		
15-30	13	3	6	7	4	12	35	48																		
30-45	2	4	1	4	3	18	51																			
45-00	6	7	6	7	7	28	51																			
TOT	34	21	19	15	20	65	162	93																		
									AM PEAK HOUR 0630 TO 0730 VOLUME												AM TOTAL			429		
									PM PEAK HOUR 0000 TO 0000 VOLUME												PM TOTAL			0		

04/28/03 THRU 05/02/03 TOTAL HOURS FOR COUNT 90  
 3 DAYS AVG WEEKDAY VOL 4834 X SEASONAL ADJ. FACTOR 1.0200 = 4931 X AXLE CORR FACTOR 0.9465 = ESTIMATED AVG DAILY TRAFFIC 4667  
 PEAK HOUR PERCENTAGES: K = 9.45 D = 52.30  
 PEAK HOUR LOCATION : VOLUME = 457 DATE: 04/30/03 TIME: 03:15 PM