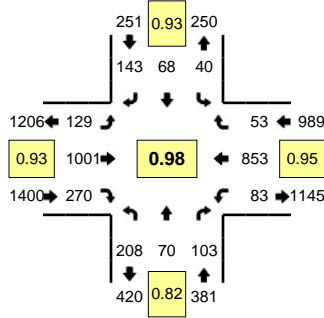
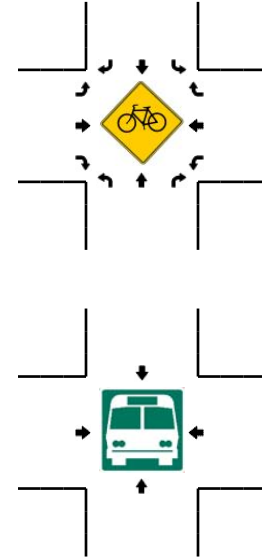
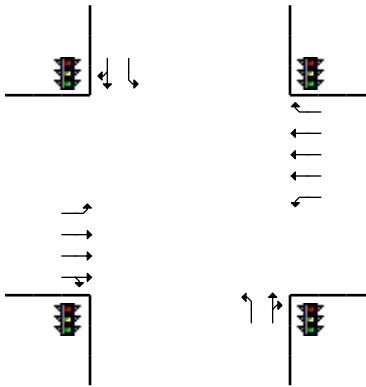
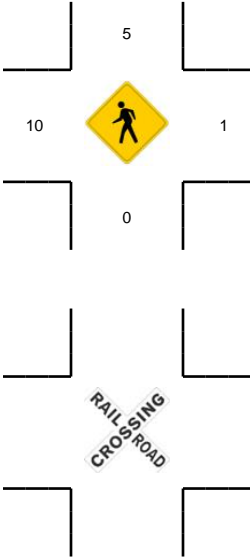
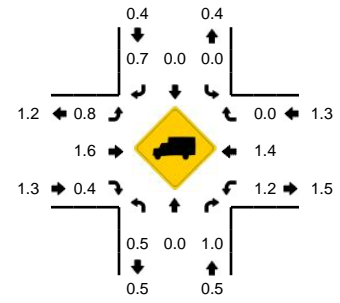


LOCATION: SE 160th Ave -- SE Mill Plain Blvd
CITY/STATE: Vancouver, WA

QC JOB #: 10309602
DATE: 12/4/2007



Peak-Hour: 4:40 PM -- 5:40 PM
Peak 15-Min: 4:40 PM -- 4:55 PM



5-Min Count Period Beginning At	SE 160th Ave (Northbound)				SE 160th Ave (Southbound)				SE Mill Plain Blvd (Eastbound)				SE Mill Plain Blvd (Westbound)				Total	Hourly Totals
	Left	Thru	Right	U	Left	Thru	Right	U	Left	Thru	Right	U	Left	Thru	Right	U		
4:00 PM	17	6	5	0	3	5	13	0	15	92	29	3	6	82	2	0	278	
4:05 PM	22	5	19	0	2	6	13	0	8	86	25	0	9	65	1	0	261	
4:10 PM	13	9	4	0	5	3	12	0	9	88	23	0	6	74	2	0	248	
4:15 PM	17	2	6	0	5	4	10	0	14	74	31	0	5	82	1	0	251	
4:20 PM	10	2	14	0	2	3	13	0	11	92	25	0	6	65	9	0	252	
4:25 PM	26	7	9	0	1	5	8	0	9	73	15	0	5	73	2	1	234	
4:30 PM	19	3	6	0	2	7	11	0	14	77	20	1	4	65	4	0	233	
4:35 PM	20	7	13	0	6	0	10	0	10	54	29	0	7	74	4	0	234	
4:40 PM	15	4	10	0	3	4	12	0	7	100	30	0	4	80	0	0	269	
4:45 PM	17	5	4	0	3	9	12	0	14	85	17	0	7	79	3	0	255	
4:50 PM	19	8	14	0	4	9	12	0	15	72	23	1	6	56	6	0	245	
4:55 PM	17	6	5	0	1	4	15	0	10	76	25	1	6	71	1	0	238	2998
5:00 PM	24	4	13	0	5	6	9	0	12	95	19	0	6	70	1	0	264	2984
5:05 PM	12	3	8	0	4	5	10	0	14	76	24	0	13	73	5	0	247	2970
5:10 PM	24	3	6	0	2	6	16	0	6	72	17	0	5	73	7	0	237	2959
5:15 PM	13	7	9	0	6	5	10	0	8	93	18	0	6	76	3	1	255	2963
5:20 PM	19	5	10	0	3	7	11	0	11	85	17	0	7	71	6	0	252	2963
5:25 PM	19	7	4	0	3	6	11	0	8	90	23	0	5	73	8	0	257	2986
5:30 PM	16	13	14	0	6	5	17	0	11	66	29	0	10	61	8	0	256	3009
5:35 PM	13	5	6	0	0	2	8	0	11	91	28	0	7	70	5	0	246	3021
5:40 PM	14	6	11	0	4	3	13	0	7	75	15	1	12	77	3	0	241	2993
5:45 PM	19	8	8	0	8	5	17	0	13	70	22	1	8	67	4	0	250	2988
5:50 PM	21	9	20	0	4	2	10	0	14	62	16	0	14	54	1	0	227	2970
5:55 PM	20	7	14	0	3	7	9	0	11	55	19	0	4	59	6	0	214	2946
Peak 15-Min Flowrates	Northbound				Southbound				Eastbound				Westbound				Total	
	Left	Thru	Right	U	Left	Thru	Right	U	Left	Thru	Right	U	Left	Thru	Right	U		
All Vehicles	204	68	112	0	40	88	144	0	144	1028	280	4	68	860	36	0	3076	
Heavy Trucks	4	0	4		0	0	0		0	12	4		4	16	0		44	
Pedestrians		0				8				4				0			12	
Bicycles																		
Railroad																		
Stopped Buses																		

Comments: