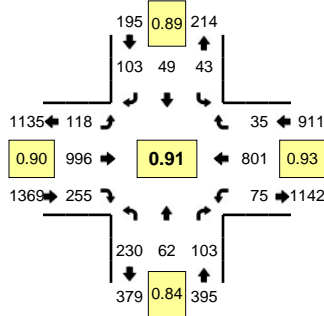
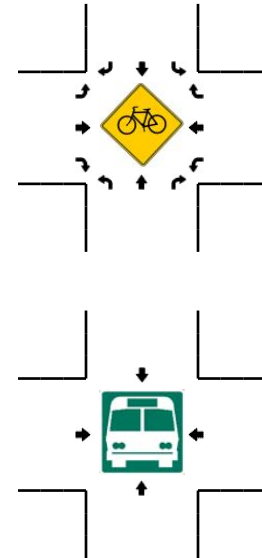
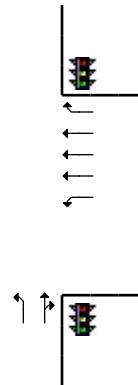
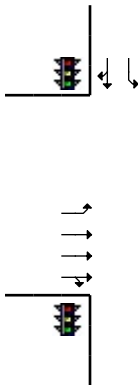
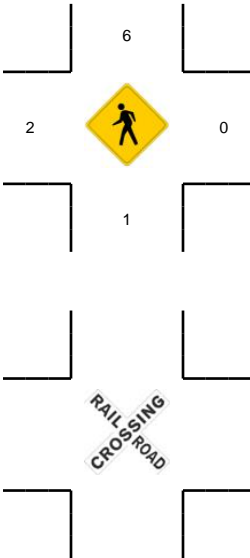
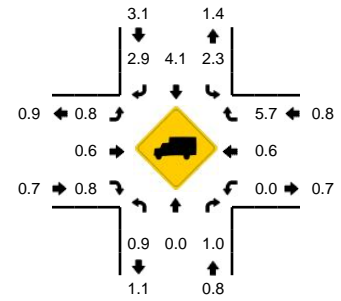


**LOCATION:** SE 160th Ave -- SE Mill Plain Blvd  
**CITY/STATE:** Vancouver, WA

**QC JOB #:** 10396902  
**DATE:** 12/2/2008



**Peak-Hour: 4:25 PM -- 5:25 PM**  
**Peak 15-Min: 5:10 PM -- 5:25 PM**



5-Min Count Period Beginning At	SE 160th Ave (Northbound)				SE 160th Ave (Southbound)				SE Mill Plain Blvd (Eastbound)				SE Mill Plain Blvd (Westbound)				Total	Hourly Totals
	Left	Thru	Right	U	Left	Thru	Right	U	Left	Thru	Right	U	Left	Thru	Right	U		
4:00 PM	25	3	11	0	3	4	8	0	10	95	21	4	8	66	3	0	261	
4:05 PM	19	4	9	0	2	4	6	0	13	92	27	0	7	74	2	0	259	
4:10 PM	24	4	6	0	5	5	11	0	6	73	30	0	5	65	3	0	237	
4:15 PM	17	8	10	0	2	4	17	0	8	61	18	0	5	85	2	0	237	
4:20 PM	16	8	9	0	4	4	7	0	8	83	20	0	6	70	3	0	238	
4:25 PM	17	4	7	0	4	3	6	0	13	81	20	0	5	65	2	0	227	
4:30 PM	15	5	8	0	0	8	9	0	6	77	24	0	4	64	1	0	221	
4:35 PM	23	7	7	0	2	5	7	0	10	63	15	1	7	79	4	0	230	
4:40 PM	21	4	9	0	1	1	7	0	8	95	28	0	6	71	2	0	253	
4:45 PM	20	4	5	0	4	9	8	0	6	73	16	0	7	71	3	0	226	
4:50 PM	16	8	8	0	3	5	13	0	4	85	24	0	3	60	2	0	231	
4:55 PM	18	6	11	0	2	7	6	0	9	71	19	0	5	61	3	0	218	2838
5:00 PM	15	3	7	0	5	2	9	0	10	89	24	0	5	60	5	0	234	2811
5:05 PM	19	4	5	0	4	1	7	0	8	84	25	0	8	74	4	0	243	2795
5:10 PM	24	4	11	0	10	4	14	0	13	83	12	0	6	61	3	0	245	2803
5:15 PM	22	5	14	0	5	2	7	0	15	86	28	0	12	73	2	0	271	2837
5:20 PM	20	8	11	0	3	2	10	0	15	109	20	0	7	62	4	0	271	2870
5:25 PM	15	4	5	0	1	1	8	0	9	56	21	0	9	69	2	0	200	2843
5:30 PM	14	1	6	0	5	4	10	0	9	82	19	0	8	48	5	0	211	2833
5:35 PM	21	3	10	0	3	7	9	0	9	76	13	1	3	43	3	1	202	2805
5:40 PM	31	5	16	0	3	1	6	0	13	50	15	0	4	49	2	1	196	2748
5:45 PM	13	5	9	0	4	6	7	0	6	95	24	0	4	53	4	0	230	2752
5:50 PM	10	7	8	0	4	6	4	0	14	54	15	1	10	54	2	0	189	2710
5:55 PM	25	5	12	0	3	4	9	0	7	62	15	0	4	50	2	0	198	2690
Peak 15-Min Flowrates	Northbound				Southbound				Eastbound				Westbound				Total	
	Left	Thru	Right	U	Left	Thru	Right	U	Left	Thru	Right	U	Left	Thru	Right	U		
All Vehicles	264	68	144	0	72	32	124	0	172	1112	240	0	100	784	36	0	3148	
Heavy Trucks	0	0	0		0	0	4		0	12	0		0	8	0		24	
Pedestrians							4				0				0		4	
Bicycles																		
Railroad																		
Stopped Buses																		

Comments: