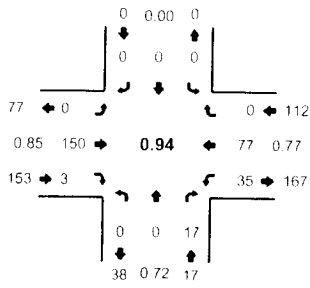


Type of peak hour being reported: Intersection Peak

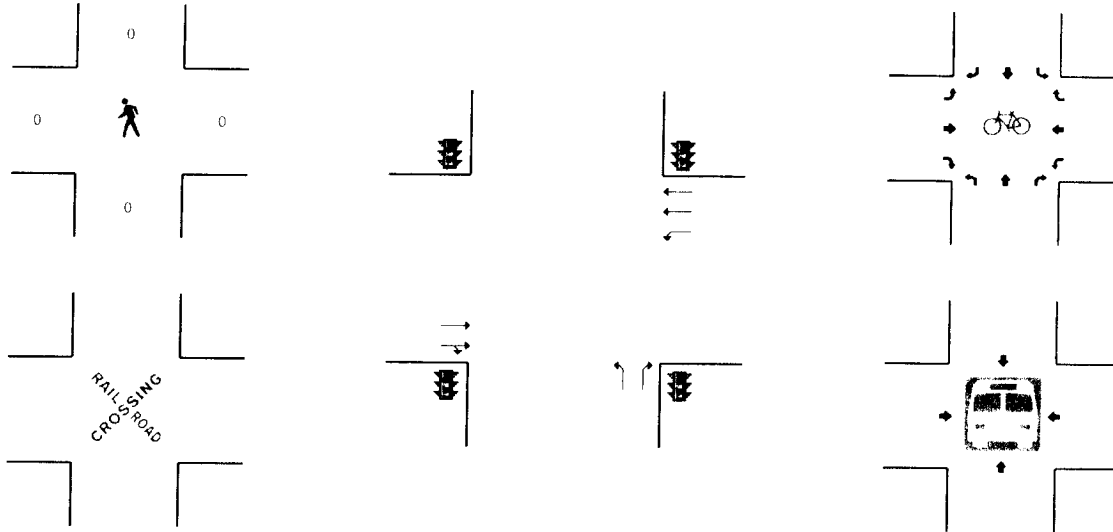

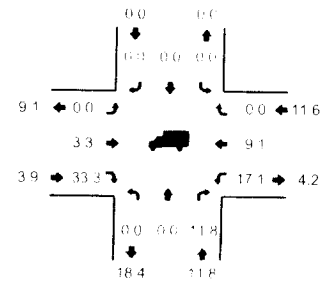
Method for determining peak hour: Total Entering Volume

LOCATION: NE Delfel Rd (South) -- NE 179th St  
 CITY/STATE: Ridgefield, WA

Doc. No. #: 10395411  
 DATE: 11/6/2008



Peak-Hour: 7:15 AM -- 8:15 AM  
 Peak 15-Min: 7:15 AM -- 7:30 AM



5-Min Count Beginning At	NE Delfel Rd (South) (Northbound)			NE Delfel Rd (South) (Southbound)			NE 179th St (Eastbound)			NE 179th St (Westbound)			Total	Hourly Totals
	Left	Thru	Right	Left	Thru	Right	Left	Thru	Right	Left	Thru	Right		
7:00 AM	0	0	1	0	0	0	0	6	0	6	8	0	21	
7:05 AM	0	0	0	0	0	0	0	15	0	0	4	0	19	
7:10 AM	0	0	4	0	0	0	0	10	1	1	9	0	25	
7:15 AM	0	0	0	0	0	0	0	15	1	4	8	0	28	
7:20 AM	0	0	0	0	0	0	0	14	0	1	9	0	24	
7:25 AM	0	0	0	0	0	0	0	14	0	2	7	0	23	
7:30 AM	0	0	2	0	0	0	0	17	0	0	3	0	22	
7:35 AM	0	0	1	0	0	0	0	12	0	2	5	0	20	
7:40 AM	0	0	2	0	0	0	0	8	0	4	7	0	21	
7:45 AM	0	0	1	0	0	0	0	9	0	4	4	0	18	
7:50 AM	0	0	2	0	0	0	0	12	1	3	10	0	28	
7:55 AM	0	0	3	0	0	0	0	10	1	4	5	0	23	272
8:00 AM	0	0	3	0	0	0	0	4	0	7	8	0	22	273
8:05 AM	0	0	2	0	0	0	0	13	0	3	4	0	22	276
8:10 AM	0	0	1	0	0	0	0	22	0	1	7	0	31	282
8:15 AM	0	0	3	0	0	0	0	14	0	2	3	0	22	276
8:20 AM	0	0	2	0	0	0	0	9	0	2	5	0	18	270
8:25 AM	0	0	1	0	0	0	0	8	0	3	10	0	22	269
8:30 AM	0	0	2	0	0	0	0	15	0	2	3	0	22	269
8:35 AM	0	0	1	0	0	0	0	14	0	1	9	0	25	274
8:40 AM	0	0	1	0	0	0	0	13	0	0	11	0	25	278
8:45 AM	0	0	0	0	0	0	0	11	0	5	4	0	20	280
8:50 AM	0	0	0	0	0	0	0	5	0	0	6	0	11	263
8:55 AM	0	0	1	0	0	0	0	5	0	2	3	0	11	251
<b>Peak 15-Min Flowrates</b>	<b>Northbound</b>			<b>Southbound</b>			<b>Eastbound</b>			<b>Westbound</b>			<b>Total</b>	
All Vehicles	0	0	0	0	0	0	0	172	4	28	96	0	300	
Heavy Trucks	0	0	0	0	0	0	0	4	4	0	8	0	16	
Pedestrians		0			0			0			0		0	
Bicycles														
Railroad														
Stopped Buses														