

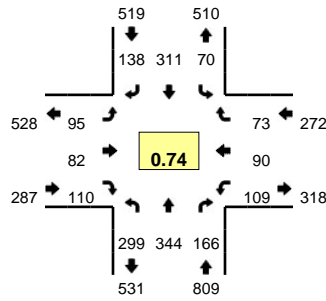
Study Intersection #20

Type of peak hour being reported: Intersection Peak

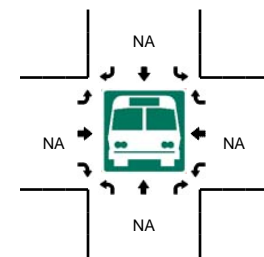
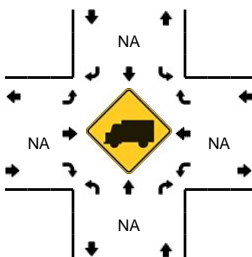
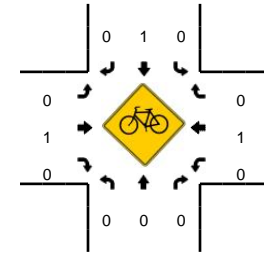
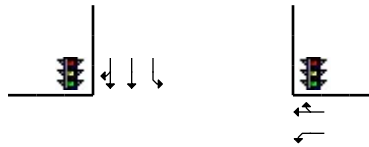
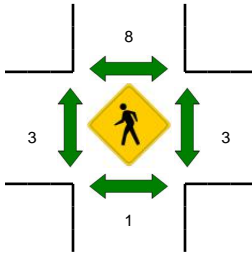
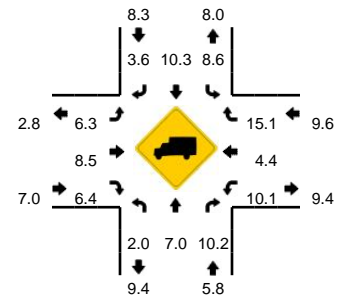
Method for determining peak hour: Total Entering Volume

LOCATION: SE 192nd Ave -- Mill Plain Blvd
CITY/STATE: Vancouver, WA

QC JOB #: 14493301
DATE: Tue, Sep 26 2017



Peak-Hour: 7:30 AM -- 8:30 AM
Peak 15-Min: 7:40 AM -- 7:55 AM



5-Min Count Period Beginning At	SE 192nd Ave (Northbound)				SE 192nd Ave (Southbound)				Mill Plain Blvd (Eastbound)				Mill Plain Blvd (Westbound)				Total	Hourly Totals
	Left	Thru	Right	U	Left	Thru	Right	U	Left	Thru	Right	U	Left	Thru	Right	U		
7:00 AM	13	10	3	0	2	21	2	0	2	2	9	0	1	0	0	0	65	
7:05 AM	8	22	4	0	4	19	5	0	7	2	4	0	1	0	0	0	76	
7:10 AM	24	23	3	0	2	22	2	0	3	1	6	0	0	0	1	0	87	
7:15 AM	25	18	3	0	3	15	7	0	8	3	14	0	0	0	1	0	97	
7:20 AM	24	29	7	0	2	22	11	0	8	2	7	0	0	0	1	0	113	
7:25 AM	19	25	6	0	7	21	8	0	6	2	9	0	4	0	1	0	108	
7:30 AM	15	26	24	0	10	24	8	0	5	6	7	1	7	3	2	0	138	
7:35 AM	24	13	31	0	8	9	11	0	1	17	7	0	17	5	5	0	148	
7:40 AM	42	29	37	1	18	32	17	0	1	12	4	0	11	16	7	0	227	
7:45 AM	23	20	11	0	11	32	13	0	7	6	11	1	12	13	15	0	175	
7:50 AM	33	28	36	0	10	19	12	0	13	15	12	0	22	13	20	0	233	
7:55 AM	32	21	14	0	6	34	13	0	12	23	15	0	19	23	14	0	226	1693
8:00 AM	22	25	4	0	3	22	10	0	6	2	9	0	13	10	3	0	129	1757
8:05 AM	21	32	1	0	3	25	9	0	9	1	5	0	6	4	1	0	117	1798
8:10 AM	24	38	3	0	0	26	9	0	9	0	8	0	1	2	2	0	122	1833
8:15 AM	14	36	2	0	0	35	15	0	12	0	6	0	1	1	2	0	124	1860
8:20 AM	33	33	1	0	1	25	4	0	3	0	15	0	0	0	1	0	116	1863
8:25 AM	15	43	2	0	0	28	17	0	15	0	11	0	0	0	1	0	132	1887
8:30 AM	14	38	0	0	2	45	15	0	8	0	4	0	1	0	0	0	127	1876
8:35 AM	20	31	0	0	0	37	16	0	13	3	12	0	0	1	0	0	133	1861
8:40 AM	29	33	0	0	0	30	8	0	4	0	4	0	0	1	0	0	109	1743
8:45 AM	20	27	0	0	2	42	18	0	1	1	9	0	0	1	2	0	123	1691
8:50 AM	32	25	1	0	0	24	15	0	5	1	11	0	2	1	1	0	118	1576
8:55 AM	29	33	1	0	1	24	6	0	7	1	11	0	1	0	0	0	114	1464
Peak 15-Min Flowrates	Northbound				Southbound				Eastbound				Westbound				Total	
	Left	Thru	Right	U	Left	Thru	Right	U	Left	Thru	Right	U	Left	Thru	Right	U		
All Vehicles	392	308	336	4	156	332	168	0	84	132	108	4	180	168	168	0	2540	
Heavy Trucks	12	20	48		16	32	0		4	8	0		28	8	40		216	
Pedestrians		0				8				0				0			8	
Bicycles		0	0			0	0			0	1			0	0		1	
Railroad																		
Stopped Buses																		

Comments: