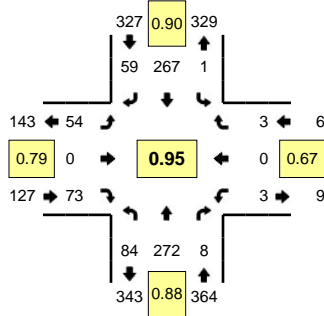
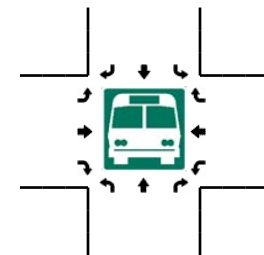
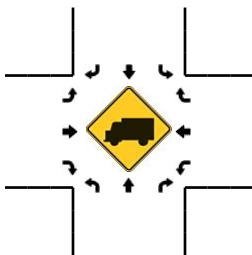
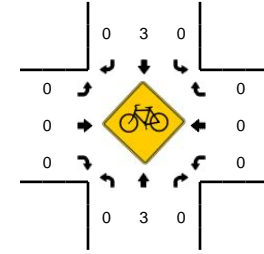

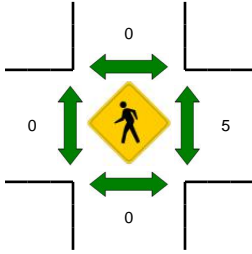
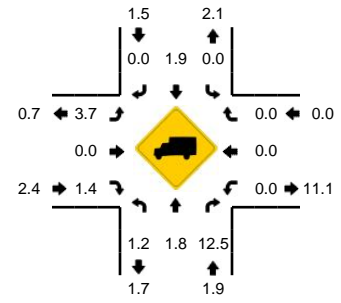


LOCATION: NW 36th Ave -- NW McCann Rd
CITY/STATE: Vancouver, WA

QC JOB #: 10637107
DATE: 7/14/2011



Peak-Hour: 5:00 PM -- 6:00 PM
Peak 15-Min: 5:15 PM -- 5:30 PM



5-Min Count Period Beginning At	NW 36th Ave (Northbound)				NW 36th Ave (Southbound)				NW McCann Rd (Eastbound)				NW McCann Rd (Westbound)				Total	Hourly Totals
	Left	Thru	Right	U	Left	Thru	Right	U	Left	Thru	Right	U	Left	Thru	Right	U		
4:00 PM	7	17	0	0	0	14	2	0	5	0	6	0	0	0	0	0	51	
4:05 PM	12	20	0	0	1	16	5	0	4	0	1	0	0	0	0	0	59	
4:10 PM	5	13	0	0	0	17	5	0	4	0	2	0	0	0	0	0	46	
4:15 PM	10	18	4	0	0	13	2	0	0	0	2	0	1	0	0	0	50	
4:20 PM	9	20	0	0	0	13	0	0	6	0	3	0	0	0	0	0	51	
4:25 PM	8	14	0	0	0	16	7	0	2	0	7	0	0	0	1	0	55	
4:30 PM	7	20	0	0	0	20	4	0	1	0	3	0	0	0	0	0	55	
4:35 PM	5	21	0	0	1	21	4	0	6	0	5	0	2	0	0	0	65	
4:40 PM	8	18	0	0	1	11	8	0	1	0	3	0	0	0	0	0	50	
4:45 PM	3	16	1	0	0	20	5	0	8	0	8	0	1	0	0	0	62	
4:50 PM	9	20	0	0	0	23	3	0	2	0	2	0	1	0	0	0	60	
4:55 PM	7	26	0	0	0	15	5	0	1	0	2	0	0	0	0	0	56	660
5:00 PM	4	21	0	0	0	17	4	0	3	0	5	0	0	0	0	0	54	663
5:05 PM	7	19	0	0	0	27	1	0	5	0	7	0	0	0	0	0	66	670
5:10 PM	5	21	0	0	1	17	8	0	1	0	8	0	0	0	1	0	62	686
5:15 PM	13	19	0	0	0	27	6	0	6	0	7	0	0	0	1	0	79	715
5:20 PM	8	25	2	0	0	18	8	0	4	0	4	0	0	0	0	0	69	733
5:25 PM	10	26	1	0	0	23	1	0	1	0	7	0	0	0	0	0	69	747
5:30 PM	8	22	1	0	0	25	5	0	5	0	3	0	2	0	0	0	71	763
5:35 PM	9	23	2	0	0	18	9	0	9	0	4	0	0	0	0	0	74	772
5:40 PM	4	26	0	0	0	18	3	0	5	0	5	0	1	0	1	0	63	785
5:45 PM	3	18	1	0	0	26	2	0	7	0	10	0	0	0	0	0	67	790
5:50 PM	7	27	0	0	0	28	7	0	3	0	6	0	0	0	0	0	78	808
5:55 PM	6	25	1	0	0	23	5	0	5	0	7	0	0	0	0	0	72	824
Peak 15-Min Flowrates	Northbound				Southbound				Eastbound				Westbound				Total	
All Vehicles	124	280	12	0	0	272	60	0	44	0	72	0	0	0	4	0	868	
Heavy Trucks	0	4	0	0	0	4	0	0	4	0	4	0	0	0	0	0	16	
Pedestrians		0				0				0				4			4	
Bicycles	0	1	0		0	0	0		0	0	0		0	0	0		1	
Railroad																		
Stopped Buses																		

Comments: